

Quarterly Inflation Rate	Q <sub>4</sub> /11/Q <sub>3</sub> /11	Q <sub>1</sub> /12/Q <sub>4</sub> /11	Q <sub>2</sub> /12/Q <sub>1</sub> /12	Q <sub>3</sub> /12/Q <sub>2</sub> /12	Q <sub>4</sub> /12/Q <sub>3</sub> /12
Bahrain	1.62%	0.39%	0.44%	1.17%	0.03%
Egypt	2.21%	1.16%	1.72%	1.04%	1.25%
Iraq	1.81%	3.09%	0.96%	0.38%	0.26%
Jordan	1.10%	0.54%	1.59%	1.47%	2.74%
Kuwait	1.12%	0.84%	-0.02%	0.66%	0.83%
Lebanon	1.21%	0.98%	0.55%	6.23%	2.42%
Oman	0.57%	0.45%	0.07%	1.55%	0.81%
Palestine	1.20%	1.10%	-0.45%	1.25%	0.55%
Qatar	0.60%	0.27%	0.39%	1.07%	0.87%
KSA	1.49%	0.58%	0.72%	0.95%	1.55%
Sudan	-0.47%	7.56%	12.91%	16.98%	2.36%
Syria	6.86%	15.04%	6.76%	7.65%	10.26%
UAE	0.58%	-0.11%	-0.05%	0.39%	0.31%
Yemen	5.56%	-1.61%	-1.56%	4.51%	4.47%



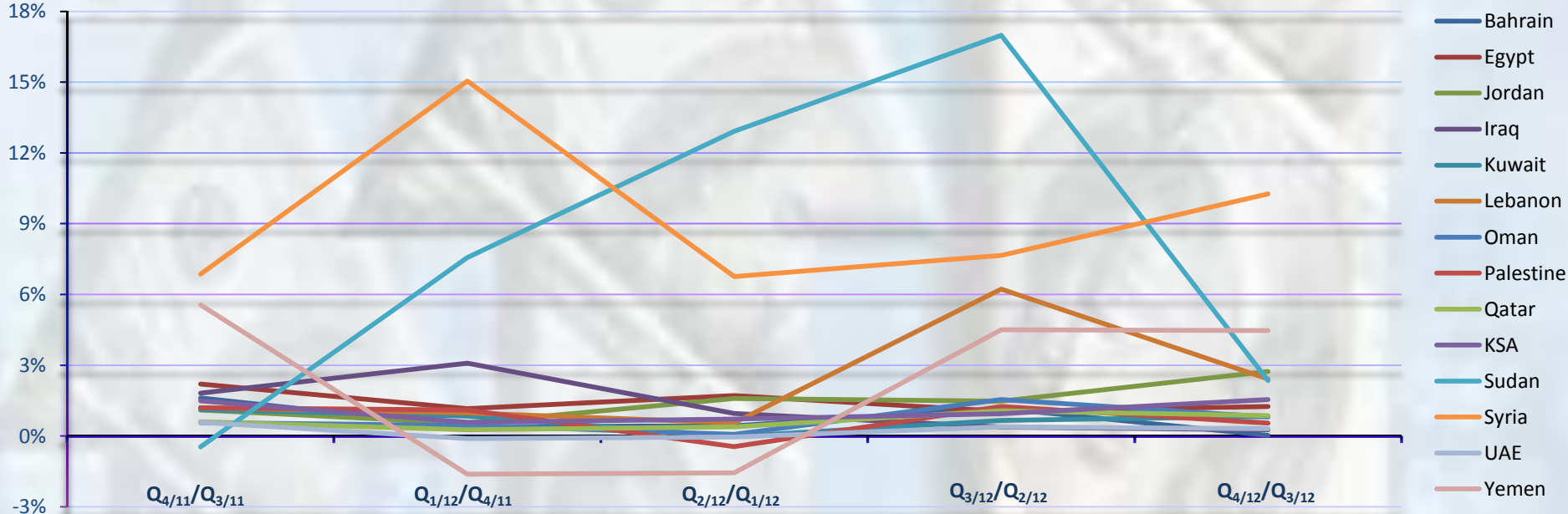
Syria has experienced the highest inflation rate of around 10% during the fourth quarter of 2012. A closer look shows that Syria recorded the highest inflation rate in each of the 'Housing Utilities & Equipment' and the 'Restaurants and Hotels' groups by around 13% and 10% respectively during the last quarter of 2012.



Sudan realized a steep decrease in its inflation rate, from 17% in the third quarter of 2012 to around 2% in the fourth quarter of the same year.



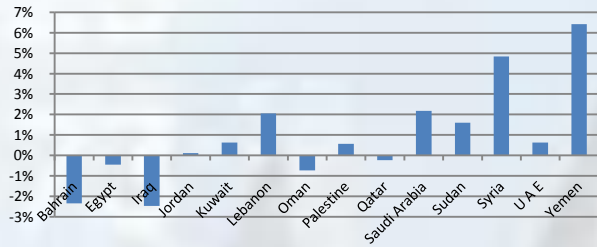
Yemen maintained an inflation rate of around 4.5% during the last quarter of 2012 with the Food and beverages recording the highest inflation rate of 6.4% among other countries.



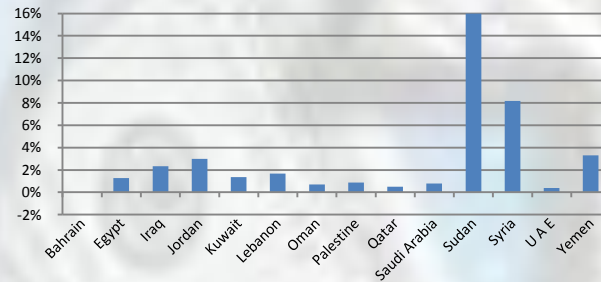
# Quarterly Inflation Rate by Group – Q4 2012

Quarterly Inflation Rate by Group	Bahrain	Egypt	Iraq	Jordan	Kuwait	Lebanon	Oman	Palestine	Qatar	KSA	Sudan	Syria	U A E	Yemen
1. Food & Beverages	-2.35%	-0.46%	-2.48%	0.11%	0.63%	2.05%	-0.74%	0.56%	-0.23%	2.18%	1.60%	4.83%	0.63%	6.43%
2. Clothing & Footwear	-0.06%	1.26%	2.34%	2.98%	1.37%	1.68%	0.71%	0.87%	0.51%	0.79%	15.98%	8.18%	0.39%	3.31%
3. Housing Utilities & Equipment	1.37%	4.32%	1.09%	4.63%	0.88%	0.69%	0.39%	0.17%	1.62%	1.45%	3.69%	13.17%	-0.21%	0.17%
4. Transport & Communication	-0.61%	0.17%	-0.74%	3.78%	1.46%	-0.25%	-0.35%	0.03%	-1.73%	0.39%	-4.13%	7.45%	0.15%	0.98%
5. Recreation & Culture	0.12%	3.11%	-0.51%	3.30%	-0.37%	4.48%	1.29%	0.48%	4.22%	1.64%	9.17%	7.86%	0.65%	1.30%
6. Health Care Services	0.09%	1.89%	0.38%	-0.69%	0.47%	1.43%	0.32%	0.60%	0.69%	0.26%	2.64%	4.82%	0.19%	3.61%
7. Education	2.79%	11.55%	1.71%	2.62%	0.48%	14.54%	18.39%	0.02%	...	1.64%	-0.31%	7.56%	3.86%	8.67%
8. Restaurants and Hotels	-0.78%	1.38%	0.87%	1.42%	...	0.66%	...	0.53%	...	...	5.81%	10.38%	0.03%	2.12%
9. Miscellaneous Goods & Services	1.18%	0.48%	1.36%	3.78%	0.06%	0.47%	3.04%	1.05%	1.71%	1.20%	5.81%	7.08%	0.57%	2.26%

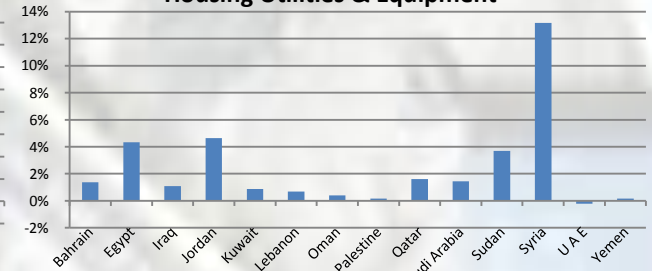
### Food & Beverages



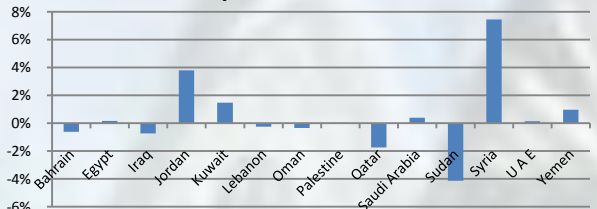
### Clothing & Footwear



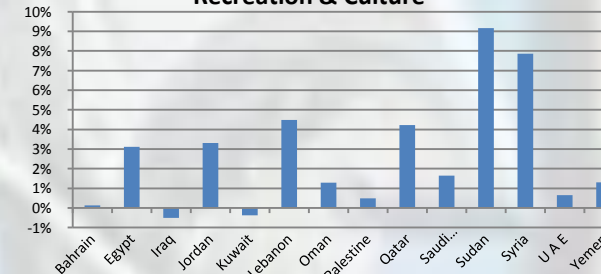
### Housing Utilities & Equipment



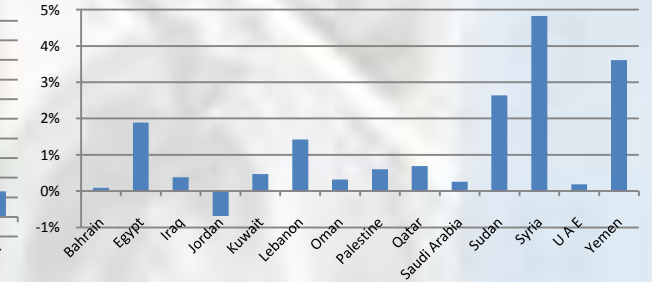
### Transport & Communication



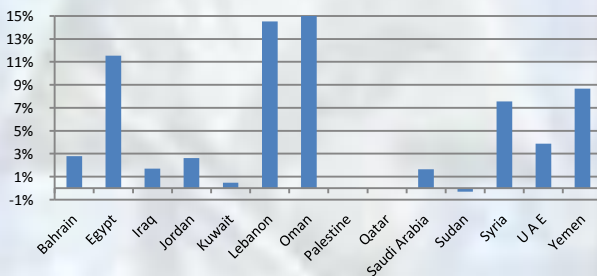
### Recreation & Culture



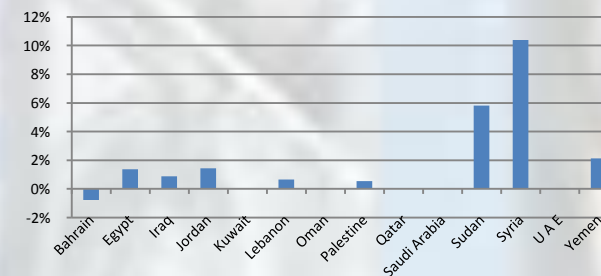
### Health Care Services



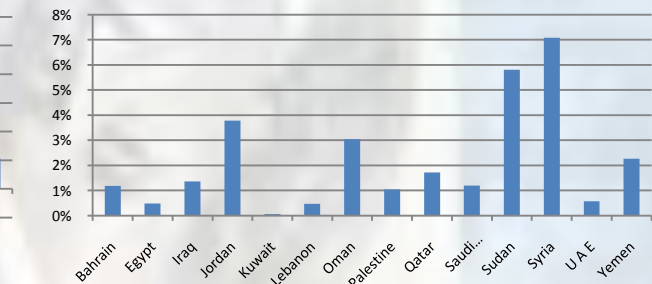
### Education



### Restaurants & Hotels



### Miscellaneous Goods & Services

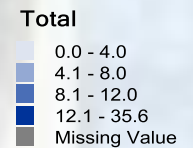
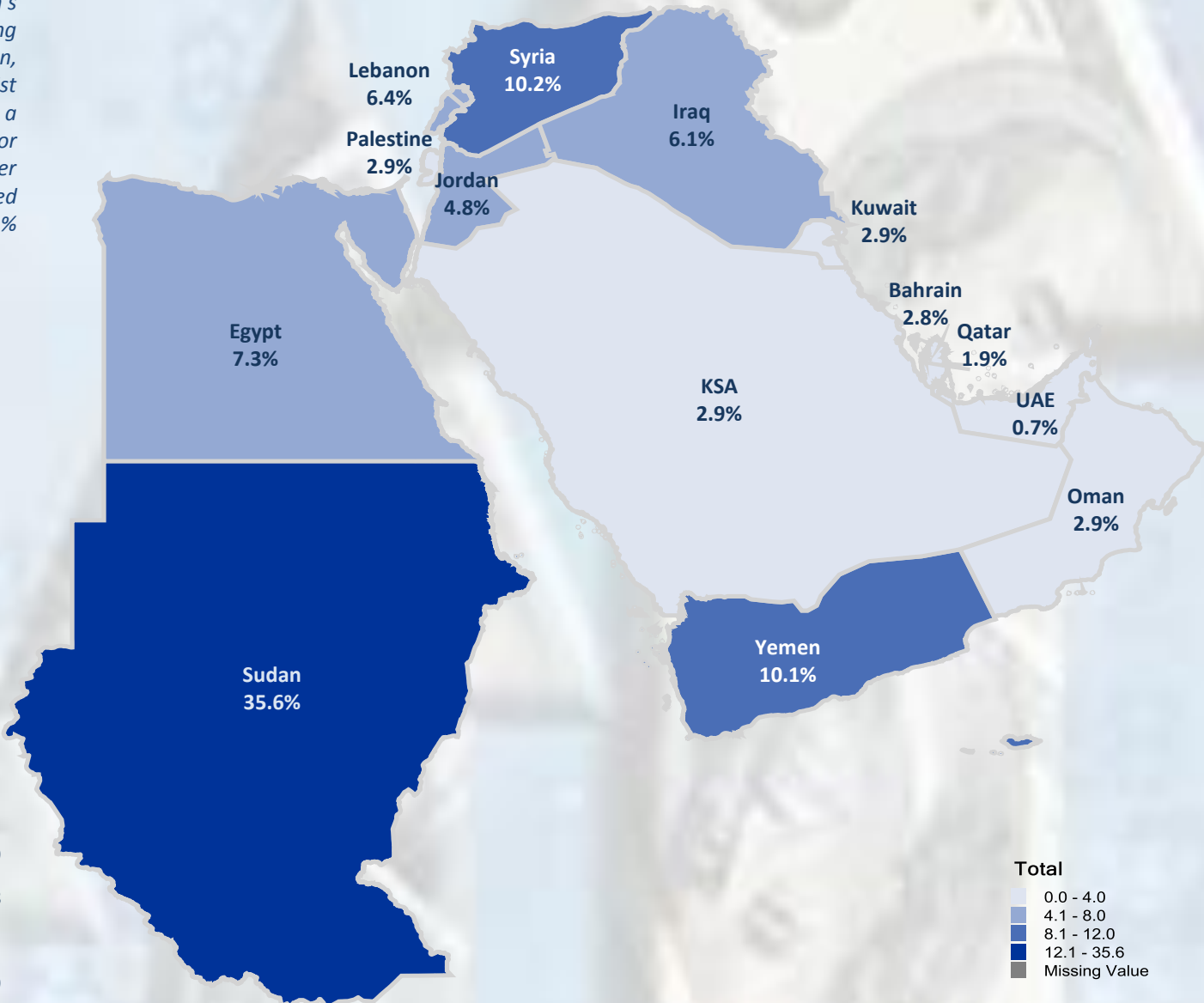


# 2012 Inflation Rate

For the period of the past four years, Egypt, Sudan and Yemen have experienced the highest compounded inflation in the region with Sudan's compounded inflation rate peaking at 101.2%. In contrast, Bahrain, Qatar and UAE came down the list with Qatar at the bottom featuring a compounded deflation of 3.6% for the whole period. However, all other countries witnessed a compounded inflation rate varying between 12% and 25% for the four year period.

**Annual Inflation Rates %**

	2009	2010	2011	2012
Bahrain	2.80	1.96	-0.33	2.83
Egypt	11.80	11.10	10.50	7.30
Iraq	8.34	2.46	5.60	6.06
Jordan	-0.84	5.18	4.41	4.77
Kuwait	3.98	3.97	4.81	2.89
Lebanon	1.90	3.63	5.12	6.35
Oman	3.43	3.24	4.11	2.87
Palestine	2.75	3.75	2.88	2.72
Qatar	-4.95	-2.37	1.87	1.93
KSA	4.15	3.80	3.75	2.86
Sudan	11.24	12.98	18.08	35.59
Syria	2.79	4.40	4.75	10.18
UAE	1.56	0.88	0.88	0.66
Yemen	4.75	11.12	19.33	10.09



Contact us:

Statistics Division, United Nations Economic and Social Commission for Western Asia, UNESCWA, Beirut-Lebanon  
 phone: +961 1 978362

fax: +961 1 978551

email: [skaini@un.org](mailto:skaini@un.org)