

Quarterly Inflation Rate	Q <sub>4</sub> /13/Q <sub>3</sub> /13	Q <sub>1</sub> /14/Q <sub>4</sub> /13	Q <sub>2</sub> /14/Q <sub>1</sub> /14	Q <sub>3</sub> /14/Q <sub>2</sub> /14	Q <sub>4</sub> /14/Q <sub>3</sub> /14
Bahrain	0.67%	0.61%	-0.03%	1.49%	0.33%
Egypt	2.69%	1.90%	1.09%	5.09%	1.57%
Iraq	1.90%	0.90%	-0.84%	0.44%	1.31%
Jordan	1.13%	0.89%	0.09%	0.74%	0.02%
Kuwait	0.82%	1.00%	0.48%	0.53%	1.00%
Lebanon	1.44%	1.24%	0.24%	-0.33%	-0.59%
Oman	0.07%	-0.10%	0.49%	0.39%	0.13%
Morocco	-0.03%	-0.21%	-0.21%	0.59%	0.97%
Palestine	1.01%	0.64%	-1.31%	1.92%	0.01%
Qatar	0.79%	0.81%	0.97%	0.88%	0.22%
KSA	0.81%	0.55%	0.57%	0.80%	0.56%
Sudan	15.60%	5.19%	7.02%	10.66%	1.53%
Syria	6.80%	-0.16%	0.41%	4.54%	5.46%*
Tunisia	1.92%	1.10%	1.27%	1.37%	1.35%
UAE	0.41%	0.38%	0.71%	1.03%	0.86%
Yemen	1.77%	1.77%	1.15%	4.16%	1.16%*

\*Only for October and November 2014



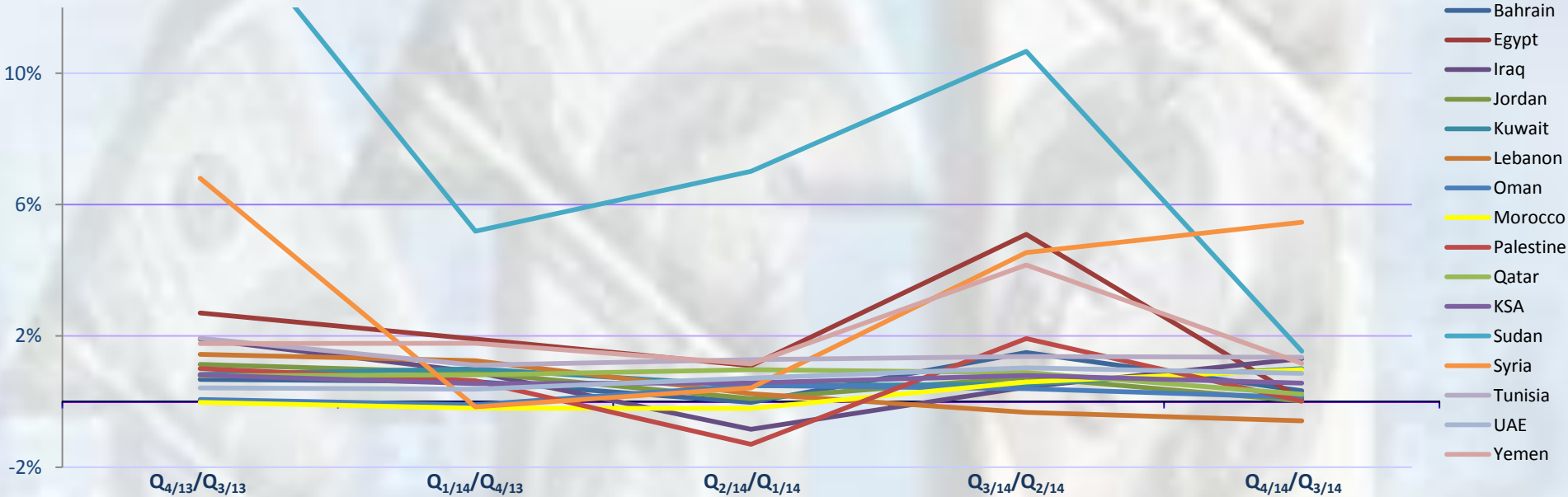
Syria recorded the highest inflation rate of around 5% in the first 2 month of the fourth quarter of 2014, mostly attributed to price increases in "Transport", "Housing and utilities" and "Food and beverages" respectively.



Lebanon experienced a deflation rate of around 0.6% in the last quarter of 2014 resulting mostly from of a decrease in the prices of "Transport" and "Housing and Utilities" respectively.



Sudan recorded an inflation rate of only 1.35% in the fourth quarter of 2014 after experiencing very high inflation rates in the four preceding quarters which averaged around 10%.



- Bahrain
- Egypt
- Iraq
- Jordan
- Kuwait
- Lebanon
- Oman
- Morocco
- Palestine
- Qatar
- KSA
- Sudan
- Syria
- Tunisia
- UAE
- Yemen

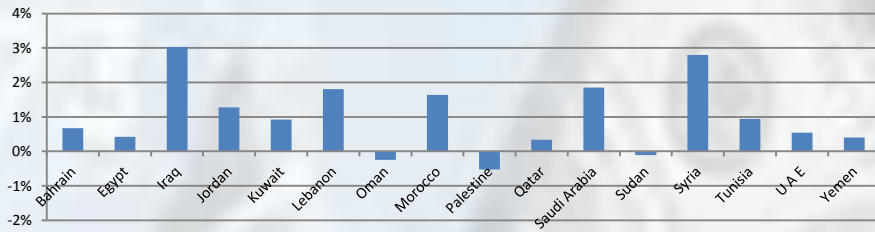


# Quarterly Inflation Rate by Group – Q4 2014

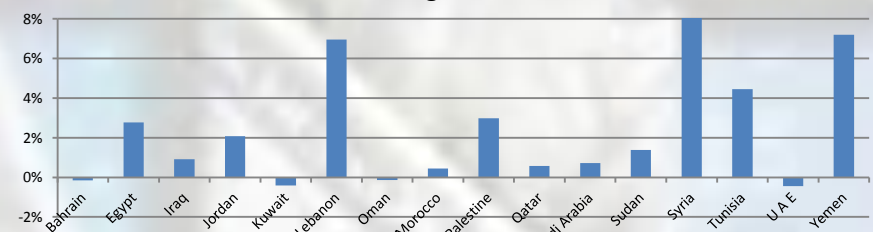
Quarterly Inflation rate by Group	Bahrain	Egypt	Iraq	Jordan	Kuwait	Lebanon	Oman	Morocco	Palestine	Qatar	KSA	Sudan	Syria*	Tunisia	U A E	Yemen*
1. Food & Beverages	0.67%	0.42%	3.03%	1.28%	0.93%	1.81%	-0.24%	1.64%	-0.53%	0.34%	1.85%	-0.11%	2.80%	0.94%	0.55%	0.41%
2. Clothing & Footwear	-0.15%	2.77%	0.92%	2.08%	-0.41%	6.95%	-0.13%	0.45%	2.98%	0.58%	0.73%	1.39%	9.55%	4.46%	-0.44%	7.19%
3. Housing & Utilities	0.56%	0.50%	0.81%	0.26%	1.35%	-2.11%	0.13%	1.57%	-0.82%	1.52%	-0.02%	5.11%	5.57%	0.82%	1.76%	-1.36%
4. Furnishing & Equipment	0.26%	1.60%	-0.03%	0.63%	1.49%	0.26%	0.09%	0.00%	1.15%	-0.18%	1.38%	0.45%	5.03%	0.93%	0.83%	1.86%
5. Transport	-1.01%	0.05%	0.06%	-4.87%	0.27%	-5.83%	0.63%	-1.11%	0.07%	-1.23%	0.12%	3.93%	21.85%	0.29%	0.01%	7.24%
6. Communication	-0.11%	-0.07%	0.00%	0.01%	0.03%	0.05%	-0.07%	0.00%	-1.41%	...	-0.21%	0.80%	16.48%	0.00%	-0.01%	0.00%
7. Recreation & Culture	0.24%	1.49%	0.00%	-0.86%	0.21%	0.41%	0.07%	0.03%	0.00%	0.40%	0.48%	12.10%	13.58%	0.35%	0.00%	0.12%
8. Health Care Services	2.89%	0.65%	0.59%	2.19%	0.79%	-1.49%	0.09%	0.06%	0.17%	0.42%	0.68%	0.46%	5.63%	0.60%	0.22%	1.29%
9. Education	2.09%	24.08%	0.67%	1.85%	2.53%	4.46%	4.49%	2.21%	0.81%	...	0.52%	10.71%	4.21%	3.03%	2.53%	2.76%
10. Restaurants and Hotels	0.00%	2.55%	0.71%	0.89%	2.15%	0.71%	0.00%	0.47%	0.19%	...	-0.38%	1.62%	0.14%	4.40%	0.54%	0.00%
11. Miscellaneous Goods & Services	-0.38%	1.61%	-1.09%	0.32%	0.68%	0.17%	-0.07%	0.24%	0.52%	-0.93%	-0.55%	1.79%	3.67%	1.29%	-0.50%	1.27%

\*Only for October and November 2014

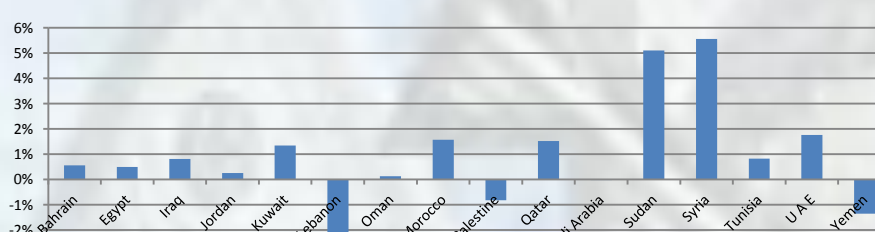
### Food & Beverages



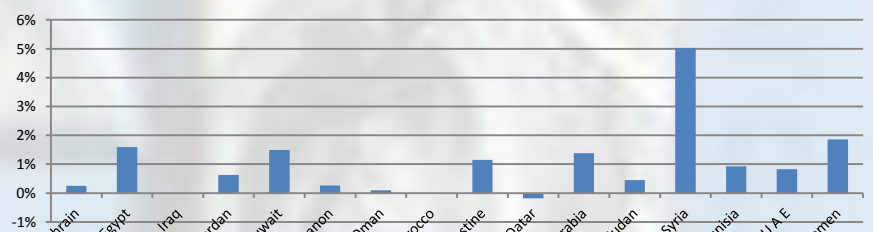
### Clothing & Footwear



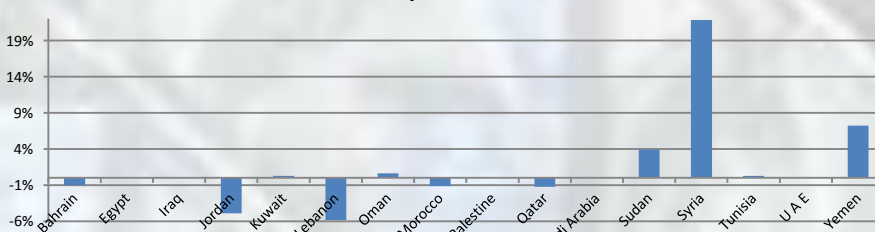
### Housing & Utilities



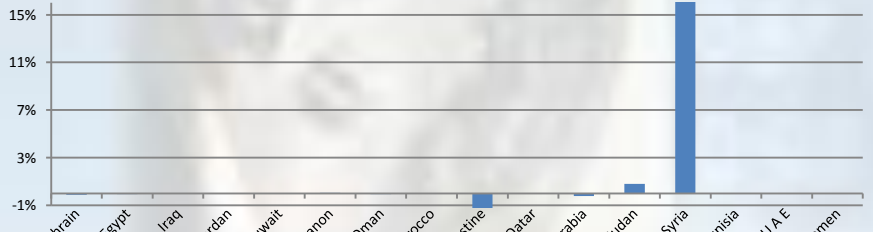
### Furnishing & Equipment



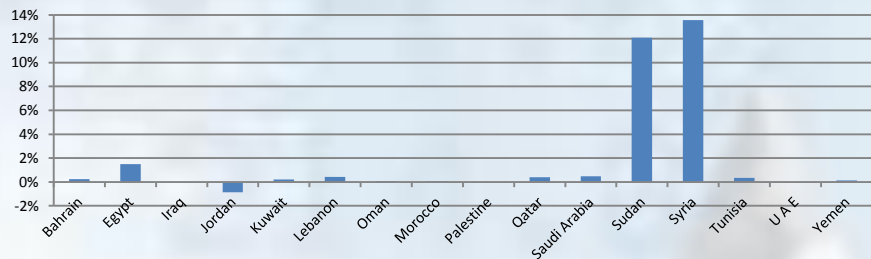
### Transport



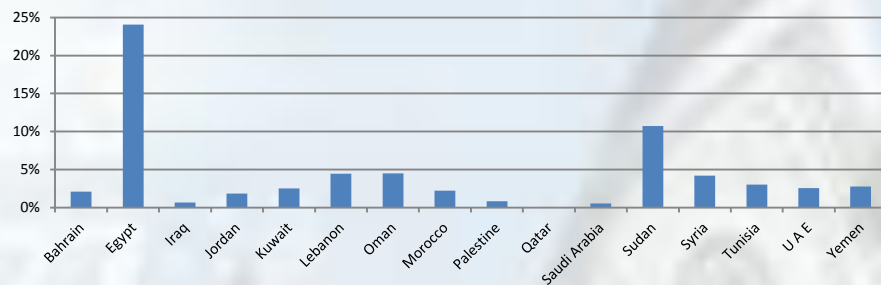
### Communication



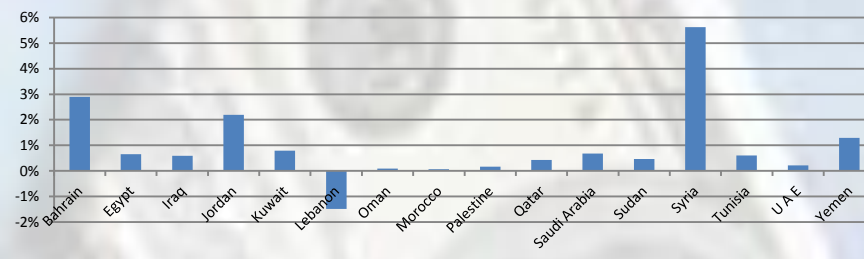
### Recreation & Culture



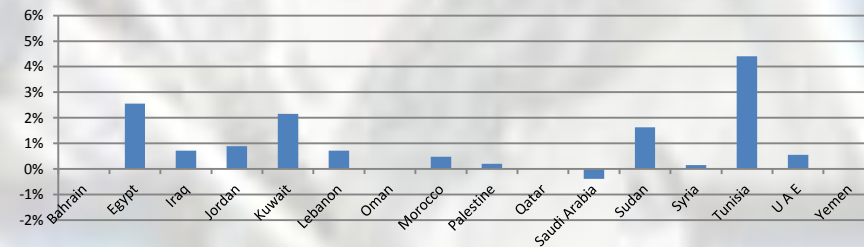
### Education



### Health Care Services



### Restaurants & Hotels

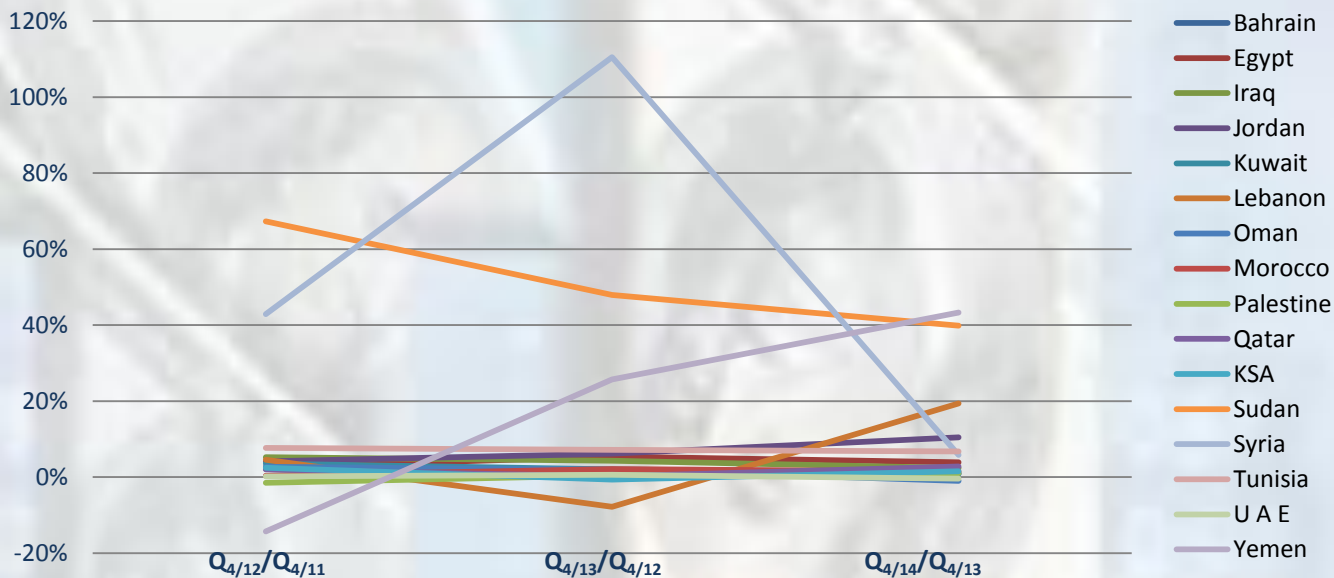


## Special Feature: Clothing and Footwear Annual Inflation Rate – Q4

#### Annual Inflation rate

	Q <sub>A</sub> /12/Q <sub>A</sub> /11	Q <sub>A</sub> /13/Q <sub>A</sub> /12	Q <sub>A</sub> /14/Q <sub>A</sub> /13
Bahrain	2.16%	-0.03%	0.98%
Egypt	2.59%	5.39%	3.93%
Iraq	5.26%	4.35%	2.42%
Jordan	4.15%	6.14%	10.43%
Kuwait	3.57%	2.07%	0.83%
Lebanon	4.59%	-7.77%	19.41%
Oman	2.76%	1.97%	-0.98%
Morocco	0.40%	2.14%	1.47%
Palestine	-1.48%	0.45%	1.04%
Qatar	2.07%	0.19%	2.81%
KSA	2.51%	-0.66%	1.53%
Sudan	67.32%	47.95%	39.81%
Syria	42.87%	110.48%	5.79%*
Tunisia	7.72%	7.19%	6.80%
UAE	0.19%	0.59%	-0.43%
Yemen	-14.28%	25.74%	43.31%*

\*Only for October and November 2014



Contact us:

Statistics Division, United Nations Economic and Social Commission for Western Asia, UNESCWA, Beirut-Lebanon

phone: +961 1 978362

fax: +961 1 981510

email: [skaini@un.org](mailto:skaini@un.org)