

ECONOMIC AND SOCIAL COMMISSION

اللجنة الاقتصادية والاجتماعية

FOR WESTERN ASIA

لغربي آسيا

نشرة التجارة الخارجية

لمنطقة اللجنة الاقتصادية والاجتماعية لغربي آسيا

EXTERNAL TRADE BULLETIN
OF THE ESCWA REGION

العدد التاسع

Ninth Issue



الامم المتحدة

نيويورك ١٩٩٨

UNITED NATIONS

New York 1998

| |
|-----------------------------------|
| UNITED NATIONS PUBLICATION |
| E/ESCWA/STAT/1998/5 |
| ISBN. 92-1-128196-2 |
| ISSN. 0258-4948 |
| Sales No. E/A. 99.II L 1 |
| 98-0509 |

| الصفحة Page | المقدمة Page |
|--|---|
| Foreword | V |
| General notes | VI |
| Symbols and abbreviations | VIII |
| Sources | IX |
| Trade conversion factors in national currency per US \$ | XII |
| I- Summary of the External Trade Statistics of ESCWA Member Countries | 1 |
| 1- Share of ESCWA Region in Total World Trade | 3 |
| 2- Annual Growth Rates of Trade for ESCWA Region for the period 1970-1997 | 9 |
| 3- Exports for ESCWA Countries (Including Crude Oil and Oil Products) for the period 1970-1997 | 13 |
| 4- Imports for ESCWA Countries (Including Oil and Oil Products) for the period 1970-1997 | 17 |
| 5- Imports for ESCWA Countries (Including Oil) by SITC Sections for the years 1985-1997 | 33 |
| 6- Exports for ESCWA Countries (Including Oil) by SITC Sections for the years 1985-1997 | 47 |
| 7- Non-crude Oil Total Imports and Exports of ESCWA Countries during the period 1984-1997 | 61 |
| | ملاحظات عامة VI |
| | رموز ومختصرات VIII |
| | المصادر IX |
| | معدلات التحويل التجارية للدولار الأمريكى بالعملة المحلية XII |
| | I- خلاصة إحصاءات التجارة الخارجية لدول اللجنة الاقتصادية والإحصائية لعربى آسيا 1 |
| | 1- حصة منطقة الإسكوا من مجموع التجارة العالمية 3 |
| | 2- معدل النمو السنوي للتجارة في منطقة الإسكوا للفترة ١٩٧٠-١٩٩٧ 9 |
| | 3- صادرات دول الإسكوا (بما فيها النفط الخام والمشقات النفطية) للفترة ١٩٧٠-١٩٩٧ 13 |
| | 4- واردات دول الإسكوا (بما فيها النفط الخام والمشقات النفطية) للفترة ١٩٧٠-١٩٩٧ 17 |
| | 5- واردات دول الإسكوا (بما فيها النفط) حسب أقسام التصنيف الدولي للأعوام ١٩٨٥-١٩٩٧ 33 |
| | 6- صادرات دول الإسكوا (بما فيها النفط) حسب أقسام التصنيف الدولي للأعوام ١٩٨٥-١٩٩٧ 47 |
| | 7- مجموع واردات وصادرات دول الإسكوا باستثناء النفط الخام للفترة ١٩٨٤-١٩٩٧ 61 |

II- Intra-regional Trade of ESCWA Member Countries

II- التجارة البينية لدول اللجنة الاقتصادية والاجتماعية لغربي اسيا

- 1- Share of Intra-regional Imports in Total Imports by country during the period 1985-1997
- 2- Share of Intra-regional Exports in Total Exports by country during the period 1985-1997
- 3- Non-crude Oil Intra-regional Imports of Individual ESCWA Countries for the period 1985-1997
- 4- Non-crude Oil Intra-regional Exports of Individual ESCWA Countries for the period 1985-1997
- 5- Matrices of Intra-regional Non-crude Oil Imports of ESCWA Countries for the years 1975, 1980, 1985-1997
- 6- Matrices of Intra-regional Non-crude Oil Exports of ESCWA Countries for the years 1975, 1980, 1985-1997
- 7- Non-crude Oil Intra-regional Imports of ESCWA Countries by SITC Sections for the years 1975, 1980, 1985, 1990-1997
- 8- Non-crude Oil Intra-regional Exports of ESCWA Countries by SITC Sections for the years 1975, 1980, 1985, 1990-1997

- ١- حصة الواردات البينية من محمل الواردات حسب البلدان للفترة ١٩٨٥-١٩٩٧
- ٢- حصة الصادرات البينية من محمل الصادرات حسب البلدان للفترة ١٩٨٥-١٩٩٧
- ٣- الواردات البينية لدول الأسكوا باستثناء النفط الخام للفترة ١٩٨٥-١٩٩٧
- ٤- الصادرات البينية لدول الأسكوا باستثناء النفط الخام للفترة ١٩٨٥-١٩٩٧
- ٥- مصفوفات الواردات البينية لدول الأسكوا لاستثناء النفط الخام للآعوام ١٩٧٥، ١٩٨٠، ١٩٨٥، ١٩٩٧-١٩٩٧
- ٦- مصفوفات الصادرات البينية لدول الأسكوا لاستثناء النفط الخام للآعوام ١٩٧٥، ١٩٨٠، ١٩٨٥، ١٩٩٧-١٩٩٧
- ٧- الواردات البينية لدول الأسكوا باستثناء النفط الخام مورعة حسب أقسام التصنيف الدولي للآعوام ١٩٧٥، ١٩٨٠، ١٩٨٥، ١٩٩٠-١٩٩٧
- ٨- الصادرات البينية لدول الأسكوا باستثناء النفط الخام مورعة حسب أقسام التصنيف الدولي للآعوام ١٩٧٥، ١٩٨٠، ١٩٨٥، ١٩٩٠-١٩٩٧

III- Direction of Trade of ESCWA Member Countries

III- اتجاه التجارة الخارجية لبلدان اللجنة الاقتصادية والاجتماعية لغربي اسيا

- 1- Imports of ESCWA Countries (Including Oil) by Main Countries and Economic Groupings for the period 1986-1997
- 2- Exports of ESCWA Countries (Including Oil) by Main Countries and Economic Groupings for the period 1986-1997

- ١- واردات دول الأسكوا بما فيها النفط الخام مورعة حسب أهم البلدان والكتل الاقتصادية في العالم للفترة ١٩٨٦-١٩٩٧
- ٢- صادرات دول الأسكوا بما فيها النفط الخام مورعة حسب أهم البلدان والكتل الاقتصادية في العالم للفترة ١٩٨٦-١٩٩٧

Foreword

The Secretariat of the Economic and Social Commission for Western Asia is pleased to present the Ninth issue of the External Trade Bulletin

This issue of the bulletin is divided into three parts. Part one gives summary tables on overall trade, trends and share of the region in total world trade. It also gives the import and export distributions of ESCWA countries according to the Sections of the Standard International Trade Classification.

Part two represents the intraregional trade of the ESCWA region. It consists of a series of eight tables which are intended to show the importance of the intraregional trade in total trade, to describe the network of trade inside the region and to reflect briefly the structure of intraregional trade by main groupings of the SITC. Crude oil data were excluded from this Part to show the structure of intraregional merchandise trade of ESCWA countries, which could help in the analysis of intraregional trade and its development.

Part three provides data on the geographical distribution of trade of individual ESCWA countries for the period 1986-1997. It consists of two series of tables distributed according to the geographical classification by main economic areas employed by the United Nations Statistics Division and other international organizations. Oil trade data were included in this Part.

مقدمة

يسر الأمانة التنفيذية للجنة الاقتصادية والاجتماعية لغربي آسيا أن تقدم العدد التاسع من نشرة التجارة الخارجية لمنطقة اللجنة

تقسم هذه النشرة إلى ثلاثة أجزاء يقدم الجزء الأول منها ملخصاً للتجارة الاحتمالية للمنطقة واتجاهاتها ومساهماتها في مجموع التجارة العالمية كما يقدم واردات وصادرات دول الأسكوا مورعة حسب أقسام التصنيف الموحد للتجارة الدولية

يعكس الجزء الثاني التجارة البينية لمنطقة الأسكوا ويتضمن ثمانية جداول تستهدف أولاً تبيان أهمية هذه التجارة ضمن المنطقة بالنسبة لمجموع تجارة دول المنطقة، وثانياً تحديد شبكة التبادل التجاري داخل المنطقة، وثالثاً اعطاء صورة مختصرة عن تركيب هذه التجارة حسب المجموعات الرئيسية للتصنيف الموحد للتجارة الدولية وقد استنتجت تجارة البعظ الحام من بيانات هذا الجزء لإظهار هيكل التجارة البينية السلعية لدول الأسكوا مما يساعد في تحليل هذه التجارة وتطورها

أما الجزء الثالث فإنه يتضمن بيانات عن كل دولة من دول المنطقة مورعة حسب البلدان والمناطق في العالم للفترة ١٩٨٦-١٩٩٧، وقد اعتمد في الجداولين الموجودين في هذا الجزء التصنيف الجغرافي حسب أهم المناطق الاقتصادية المستعمل من قبل شعبة الإحصاء للأمم المتحدة وغيرها من المنظمات الدولية وقد أدمجت بيانات تجارة البعظ الحام في هذا الجزء

General Notes

Part I Summary of the external trade statistics of ESCWA member countries

- Tables from I-1 to I-6 include oil and oil products. Estimates of 1997 total imports and total exports were taken from WTO sources, in case they were not available from national sources
- Crude oil is excluded from table I-7
- Annual growth rates for the periods 1970-1980, 1981-1987 & 1988-1997 were calculated by using exponential trend functions. Such rates appear in tables from I-2 to I-4 of Part I

Part II Intraregional trade of ESCWA member countries

- All tables of this Part exclude crude oil unless otherwise indicated in the footnotes
- Data in Table II-5 were derived from sources of the importing partner countries & those in Table II-6 from the exporting partner countries
- Tables II-5 and II-6 must be interpreted with care when they are used to obtain trade balances between ESCWA partner countries. When compared to each other data originating from respective national sources of ESCWA partner countries show substantial differences. This is partly due to the fact that ESCWA countries instance Bahrain, Jordan, Oman, Qatar, UAE, Saudi-Arabia and Yemen utilize the general system and Egypt, Iraq, Kuwait, Lebanon and Syria use the special system of foreign trade

ملاحظات عامة

الجزء I ملخص إحصاءات التجارة الخارجية لدول اللجنة الاقتصادية والاجتماعية لعربي آسيا

- تتضمن الجداول من I-1 إلى I-6 تجارة النفط الخام والمشقات النفطية وقد أُنحت تقديرات الصادرات والواردات الاحتمالية لعام 1997 من مصادر صندوق منظمة التجارة الدولية عندما لم تتوفر هذه البيانات من المصادر الوطنية
- يستثنى النفط الخام من بيانات الجداول I-7
- احتسب معدل النمو السنوي للتجارة للفترة الثلاث 1970-1980، 1981-1987 و 1988-1997 باستعمال دالة الاتجاه الأسية وقد ظهرت هذه المعدلات في الجداول من I-2 إلى I-4 من الجزء الأول

الجزء II تجارة دول اللجنة الاقتصادية والاجتماعية لعربي آسيا ضمن منطقة اللجنة

- يستثنى النفط الخام من جميع بيانات هذا الجزء الا عندما يشار الى عكس ذلك في ملاحظات الجداول
- بيانات الجداول II-5 مستمدة من مصادر عادية للبلاد المستوردة وبيانات الجداول II-6 من مصادر البلاد المصدرة
- يتعين تفسير بيانات الجداول II-5 والجدول II-6 بكل حذر عند استعمالها من أجل الحصول على الموازين التجارية بين بلدان الإسكوا. فقد حصل على فروقات ضخمة عند مقارنة بيانات مستمدة من مصادر وطنية لمختلف هذه البلاد وهذا يعود حربيا الى أنها تتبع أنظمة مختلفة في توين إحصاءات تجارتها الخارجية. مثلا تعتمد دول البحرين والأردن وقطر والإمارات والسعودية واليمن نظام التجارة العام بينما يستعمل كل من مصر والعراق والكويت ولبنان وسوريا النظام الخاص للتجارة الخارجية

- SITC Sections of Tables II-7 and II-8 refer to the following

Section 0 Food and live animals chiefly for food

- 1 Beverages and tobacco
- 2 Crude materials, inedible, except fuels
- 3 Mineral fuels, lubricants and related materials
- 4 Animal and vegetable oil, fats and waxes
- 5 Chemicals and related products, N E S
- 6 Manufactured goods classified chiefly by material
- 7 Machinery & transport equipment
- 8 Miscellaneous manufactured articles
- 9 Commodities & transactions not classified elsewhere

تشير أقسام التصنيف الموحد للتجارة الدولية المموه عنها في الحدود II-7 و II-8 والحدول II-8 إلى ما يلي
قسم صفر الأعدية والحيوانات الحية

- ١ المشروبات والتبغ
- ٢ المواد الخام غير المعدة للأكل باستثناء المحروقات
- ٣ الوقود المعدني ومواد التشحيم والمواد المشابهة
- ٤ الزيوت والشحوم الحيوانية و السائلة المنشا
- ٥ المواد الكيماوية
- ٦ المصانع المصنوعة والمصنعة عالما حسب المادة
- ٧ الآلات ومعدات النقل
- ٨ مصنوعات أخرى مختلفة
- ٩ أصناف ومعاملات غير مصنفة في مكان آخر

Part III Direction of trade of ESCWA countries

Countries were classified in this part into "Developed Countries" and "Developing countries" in addition to their distribution according to the five continents Europe, America, Oceania, Asia & Africa

It is to be noted that since the beginning of 1995, the European Union included Austria, Sweden and Finland, which were previously classified within the Economic Free Trade Association (EFTA)

For data related to Former USSR, two groupings were introduced effective 1992, (i) Former USSR - Europe which covered countries located in Europe and (ii) Former USSR - Asia covering the remaining countries located in Asia

III اتجاه التجارة الخارجية للبلاد الاقتصادية والاجتماعية لعربي آسيا

صنفت البلدان الواردة في هذا الجزء إلى مجموعة "البلدان المتقدمة النمو" ومجموعة "البلدان النامية" بالإضافة إلى توزيعها حسب القارات الخمس أوروبا، أميركا، أوقيانيا، آسيا وإفريقيا

وتحدر الإشارة إلى أن الاتحاد الأوروبي قد أصبح يضم في عضويته ابتداء من عام ١٩٩٥ كلا من النمسا والسويد وفنلندا والتي كانت سابقاً مصنفة ضمن "الرابطة الأوروبية للتجارة الحرة"

أما بالنسبة للاتحاد السوفياتي سابقاً فقد أدرجت بياناته ابتداء من عام ١٩٩٢ ضمن مجموعة "الاتحاد السوفياتي - أوروبا" للبلدان الواقعة في أوروبا وضمن مجموع "عبرها - آسيا" لبقية البلدان الواقعة في قارة آسيا

رموز ومختصرات

Symbols and abbreviations

| | | | |
|----------|---|--------------------------------|---------------------------------|
| * | Preliminary estimates | تقديرات أولية | * |
| | Data not available | بيانات غير متوفرة | |
| - | Negligible or zero | صغير أو صئيل | - |
| SITC | Standard International Trade Classification | التصنيف الموحد للتجارة الدولية | SITC |
| ESCWA | Economic & Social Commission for Western Asia | اللجنة الاقتصادية لعمري آسيا | الأسكوا |
| EU | European Union | | الإتحاد الأوروبي |
| EFTA | European Free Trade Association | | الرابطة الأوروبية للتجارة الحرة |
| L.A.I.A. | Latin American Integration Association | | رابطة أميركا اللاتينية للتكامل |

Sources

Bahrain

- Council of Ministers, Central Statistics Organization
- * Foreign Trade Statistics, 1996 and previous issues
 - * Statistical Abstract, 1996
 - * Statistical Abstract, 1997 (Draft issue)

United Nations Statistics Division

- * International Commodity Trade Statistics, 1998

Egypt

Central Agency for Public Mobilization and Statistics

- * Statistical Yearbook, 1998 and previous issues
- * Foreign Trade Statistics, 1997

United Nations Statistics Division

- * International Commodity Trade Statistics, 1998

Iraq

Central Statistics Organization

- * Foreign Trade Statistics 1988 and previous issues
- * Annual Statistical Abstract, 1994 and previous issues

International Monetary Fund (IMF), Direction of Trade, 1993

Jordan

Department of Statistics

- * Statistical Yearbook, 1997 and previous issues
- * External Trade Statistics, 1995 and previous issues

المصادر

البحرين

- مجلس الوزراء، الجهاز المركزي للإحصاء
- * إحصاءات التجارة الخارجية، ١٩٩٦ وأعداد سابقة
 - * المجموعة الإحصائية، ١٩٩٦
 - * المجموعة الإحصائية ١٩٩٧، (مسودة)

الأمم المتحدة، شعبة الإحصاء

- * إحصاءات تجارة السلع الدولية، ١٩٩٨

مصر

الجهاز المركزي للتعبئة العامة والإحصاء

- * الكتاب الإحصائي السنوي، ١٩٩٨ وأعداد سابقة
- * إحصاءات التجارة الخارجية، ١٩٩٧

الأمم المتحدة، شعبة الإحصاء

- * إحصاءات تجارة السلع الدولية، ١٩٩٨

العراق

الجهاز المركزي للإحصاء

- * إحصاءات التجارة الخارجية، ١٩٨٨ وأعداد سابقة
- * المجموعة الإحصائية السنوية، ١٩٩٤ وأعداد سابقة

صندوق النقد الدولي، اتجاهات التجارة الخارجية، ١٩٩٣

الأردن

دائرة الإحصاءات العامة

- * النشر الإحصائية السنوية، ١٩٩٨ وأعداد سابقة
- * الإحصاءات السنوية للتجارة الخارجية، ١٩٩٥ وأعداد سابقة

Kuwait

Ministry of Planning, Central Office of Statistics

- * Yearly Bulletin of Foreign Trade, 1997
- * Annual Statistical Abstract, 1997 and previous issues

United Nations Statistics Division

- * International Commodity Trade Statistics, 1998

Lebanon

Direction Generale des Douanes

- * Statistiques du Commerce exterieur, 1996 and 1997

Administration Centrale de la Statistique

- * Bulletin Statistique mensuel, Juin 1998 and previous issues

Oman

Ministry of National Economy

- * Statistical Yearbook, 1997 and previous issues

United Nations Statistics Division

- * International Commodity Trade Statistics, 1998

Qatar

Central Statistics Organization

- * Foreign Trade Statistics, 1997 and previous issues
- * Annual Statistical Abstract, 1997 and previous issues
- * Trade Exchange, 1996 and previous issues

الكويت

وزارة التخطيط، الإدارة المركزية للإحصاء

- * البشرة السنوية لإحصاءات التجارة الخارجية، ١٩٩٧
- * المجموعة الإحصائية السنوية، ١٩٩٧ وأعداد سابقة

الإم المتحدة، شعبة الإحصاء

- * إحصاءات تجارة السلع الدولية، ١٩٩٨

لبنان

مديرية المصارف العامة

- * إحصاءات التجارة الخارجية، ١٩٩٦ و ١٩٩٧

إدارة الإحصاء المركزي

- * البشرة الإحصائية الشهرية، حزيران ١٩٩٨ وأعداد سابقة

عمان

وزارة الاقتصاد الوطني

- * الكتاب الإحصائي السنوي، ١٩٩٧ وأعداد سابقة

الإم المتحدة، شعبة الإحصاء

- * إحصاءات تجارة السلع الدولية، ١٩٩٨

قطر

البحر المركزي للإحصاء

- * التجارة الخارجية، ١٩٩٧
- * المجموعة الإحصائية السنوية، ١٩٩٧
- * للتبادل التجاري لعام ١٩٩٦ وأعداد سابقة

Saudi Arabia

Central Department of Statistics

- * Exports Statistics, 1996
- * Import Statistics, 1996
- * Statistical Yearbook, 1996

United Nations Statistics Division

- * International Commodity Trade Statistics, 1998

Syria

Central Bureau of Statistics

- * Statistical Abstract, 1997 and previous issues
- * Foreign Trade Statistics, 1997 and previous issues
- * Summary of foreign trade, first quarter of 1998 and previous issues

United Arab Emirates

Central Statistical Department

- * Foreign Trade Statistics, 1996

Ministry of Planning, General Planning Department

- * Annual Economic Report, 1997

Central Bank

- * Economic Report, 1997

Yemen

Central Planning Organization

- * Foreign Trade Statistics, 1997 and previous issues
- * Statistical Yearbook, 1997 and previous issues

Central Statistical Organization (Former Democratic Yemen)

- * Summary Quarterly Bulletin of Trade, 1989 and previous issues

السعودية

مصلحة الإحصاءات العامة

- * نشرة إحصاءات الصادرات، ١٩٩٦
- * نشرة إحصاءات الواردات، ١٩٩٦
- * الكتاب الإحصائي السعودي، ١٩٩٦

الأمم المتحدة، شعبة الإحصاء

- * إحصاءات تجارة السلع الجولية، ١٩٩٨

سوريا

المكتب المركزي للإحصاء

- * المجموعة الإحصائية، ١٩٩٧ وأعداد سابقة
- * إحصاءات التجارة الخارجية، ١٩٩٧ وأعداد سابقة
- * خلاصة التجارة الخارجية، الربع الأول من عام ١٩٩٨ وأعداد سابقة

الإمارات العربية المتحدة

الإدارة المركزية للإحصاء

- * إحصاءات التجارة الخارجية، ١٩٩٦ وأعداد سابقة

وزارة التخطيط، إدارة التخطيط العام

- * التقرير الاقتصادي السعودي، ١٩٩٧

المصرف المركزي

- * النشرة الاقتصادية، ١٩٩٧

اليمن

الجهاز المركزي للتخطيط

- * إحصاءات التجارة الخارجية، ١٩٩٧ وأعداد سابقة
- * الكتاب الإحصائي السعودي، ١٩٩٧ وأعداد سابقة

الجهاز المركزي للإحصاء (اليمن الديمقراطي سابقاً)

- * ملخص نشرة التجارة الخارجية، ١٩٨٩ وأعداد سابقة

معدلات التحويل التجارية للدولار الأمريكي بالعملة المحلية (١)
Trade conversion factors in national currency per US Dollar (1)

| | 1981 | 1982 | 1983 | 1984 | 1985 | 1986 | 1987 | 1988 | 1989 | 1990 | 1991 | 1992 | 1993 | 1994 | 1995 | 1996 | 1997 |
|----------------------------|---------------|--------|--------|--------|--------|--------|---------|---------|---------|---------|---------|---------|---------|---------|---------|---------|---------|
| Bahrain (Dinar) | Import 0.3760 | 0.3760 | 0.3760 | 0.3760 | 0.3760 | 0.3760 | 0.3760 | 0.3760 | 0.3760 | 0.3760 | 0.3760 | 0.3760 | 0.3760 | 0.3760 | 0.3760 | 0.3760 | 0.3760 |
| | Export 0.3760 | 0.3760 | 0.3760 | 0.3760 | 0.3760 | 0.3760 | 0.3760 | 0.3760 | 0.3760 | 0.3760 | 0.3760 | 0.3760 | 0.3760 | 0.3760 | 0.3760 | 0.3760 | 0.3760 |
| Egypt (Pound) | Import 0.7000 | 0.7000 | 0.7000 | 0.7000 | 0.7000 | 0.7000 | 1.4952 | 1.8838 | 2.2321 | 2.6975 | 3.2522 | 3.3093 | 3.3548 | 3.3842 | 3.3922 | 3.3914 | 3.3890 |
| | Export 0.7000 | 0.7000 | 0.7000 | 0.7000 | 0.7000 | 0.7000 | 1.4952 | 1.8838 | 2.1658 | 2.6932 | 3.2516 | 3.3122 | 3.3568 | 3.3841 | 3.3927 | 3.3914 | 3.3890 |
| Iraq (Dinar) | Import 0.2953 | 0.2991 | 0.3109 | 0.3110 | 0.3110 | 0.3110 | 0.3110 | 0.3110 | 0.3110 | 0.3110 | 0.3110 | | | | | | |
| | Export 0.2953 | 0.2987 | 0.3109 | 0.3110 | 0.3110 | 0.3110 | 0.3110 | 0.3110 | 0.3110 | 0.3110 | | | | | | | |
| Jordan (Dinar) | Import 0.3326 | 0.3525 | 0.3641 | 0.4050 | 0.3932 | 0.3496 | 0.3387 | 0.3667 | 0.5768 | 0.6631 | 0.6809 | 0.6799 | 0.6820 | 0.6985 | 0.7008 | 0.7090 | 0.7090 |
| | Export 0.3316 | 0.3514 | 0.3639 | 0.4050 | 0.3935 | 0.3497 | 0.3387 | 0.3681 | 0.5766 | 0.6642 | 0.6812 | 0.6796 | 0.6940 | 0.6987 | 0.7008 | 0.7090 | 0.7090 |
| Kuwait (2) (Dinar) | Import 0.2792 | 0.2879 | 0.2930 | 0.2959 | 0.2919 | 0.2905 | 0.2784 | 0.2835 | 0.2935 | 0.2920 | 0.2843 | 0.2933 | 0.3016 | 0.2976 | 0.2963 | 0.2994 | 0.3032 |
| | Export 0.2780 | 0.2880 | 0.2915 | 0.2959 | 0.3008 | 0.2905 | 0.2788 | 0.2790 | 0.2493 | 0.2920 | 0.2843 | 0.2941 | 0.3031 | 0.2976 | 0.2966 | 0.2994 | 0.3031 |
| Lebanon (Pound) | Import 4.3139 | 4.7434 | | 7.1528 | | | | | | | | | 800.00 | 800.00 | 1621.46 | 1575.83 | 1541.92 |
| | Export 4.3139 | 4.7434 | | 7.1528 | | | | | | | | | 1741.38 | 1680.10 | 1621.46 | 1575.83 | 1541.92 |
| Oman (Rial) | Import 0.3454 | 0.3454 | 0.3454 | 0.3454 | 0.3454 | 0.3454 | 0.3845 | 0.3845 | 0.3845 | 0.3845 | 0.3845 | 0.3845 | 0.3845 | 0.3845 | 0.3845 | 0.3845 | 0.3845 |
| | Export 0.3454 | 0.3454 | 0.3454 | 0.3454 | 0.3454 | 0.3454 | 0.3845 | 0.3845 | 0.3845 | 0.3845 | 0.3845 | 0.3845 | 0.3845 | 0.3845 | 0.3845 | 0.3845 | 0.3845 |
| Qatar (Rial) | Import 3.6401 | 3.6431 | 3.6399 | 3.6399 | 3.6399 | 3.6399 | 3.6399 | 3.6399 | 3.6391 | 3.6391 | 3.6391 | 3.6391 | 3.6391 | 3.6391 | 3.6391 | 3.6391 | 3.6391 |
| | Export 3.6401 | 3.6431 | 3.6399 | 3.6399 | 3.6399 | 3.6399 | 3.6399 | 3.6399 | 3.6391 | 3.6391 | 3.6391 | 3.6391 | 3.6391 | 3.6391 | 3.6391 | 3.6391 | 3.6391 |
| Saudi Arabia (Rial) | Import 3.3849 | 3.4274 | 3.4540 | 3.5238 | 3.6221 | 3.7033 | 3.7450 | 3.7450 | 3.7450 | 3.7450 | 3.7450 | 3.7450 | 3.7450 | 3.7450 | 3.7450 | 3.7450 | 3.7450 |
| | Export 3.3722 | 3.4262 | 3.4573 | 3.5750 | 3.6221 | 3.7033 | 3.7451 | 3.7450 | 3.7450 | 3.7450 | 3.7450 | 3.7450 | 3.7450 | 3.7450 | 3.7450 | 3.7450 | 3.7450 |
| Syria (Pound) | Import 3.9250 | 3.9250 | 3.9250 | 3.9250 | 3.9250 | 3.9250 | 11.2499 | 11.2246 | 11.2246 | 11.2246 | 11.2246 | 11.2246 | 11.2246 | 11.2246 | 11.2500 | 11.2500 | 11.2500 |
| | Export 3.9250 | 3.9250 | 3.9250 | 3.9250 | 3.9250 | 3.9250 | 11.2499 | 11.2246 | 11.2246 | 11.2246 | 11.2246 | 11.2246 | 11.2246 | 11.2246 | 11.2500 | 11.2500 | 11.2500 |
| U A E (Dirham) | Import 3.6711 | 3.6711 | 3.6711 | 3.6711 | 3.6711 | 3.6711 | 3.6711 | 3.6711 | 3.6709 | 3.6709 | 3.6709 | 3.6709 | 3.6709 | 3.6709 | 3.6709 | 3.6709 | 3.6709 |
| | Export 3.6711 | 3.6711 | 3.6711 | 3.6711 | 3.6711 | 3.6711 | 3.6711 | 3.6711 | 3.6709 | 3.6709 | 3.6709 | 3.6709 | 3.6709 | 3.6709 | 3.6709 | 3.6709 | 3.6709 |
| Yemen (Rial) | Import | | | | | | | | | 18.00 | 18.00 | 18.00 | 18.00 | 18.00 | 42.00 | 100.00 | 128.00 |
| | Export | | | | | | | | | 12.02 | 12.02 | 12.02 | 12.02 | 12.02 | 42.00 | 100.00 | 128.00 |
| Yemen A R (former) (Rial) | Import 4.5625 | 4.5625 | 4.5905 | 5.3090 | 6.4144 | 9.6392 | 10.3417 | 9.7170 | 9.7600 | 11.7079 | | | | | | | |
| | Export 4.5625 | 4.5625 | 4.5905 | 5.3595 | 6.4144 | 9.6392 | 10.3417 | 9.7717 | 9.7600 | 11.7079 | | | | | | | |
| Yemen Dem (former) (Dinar) | Import 0.3454 | 0.3454 | 0.3454 | 0.3454 | 0.3454 | 0.3454 | 0.3454 | 0.3454 | 0.3454 | 0.3454 | 0.3454 | 0.3454 | 0.3454 | 0.3454 | 0.3454 | 0.3454 | 0.3454 |
| | Export 0.3454 | 0.3454 | 0.3454 | 0.3454 | 0.3454 | 0.3454 | 0.3454 | 0.3454 | 0.3454 | 0.3454 | 0.3454 | 0.3454 | 0.3454 | 0.3454 | 0.3454 | 0.3454 | 0.3454 |

(1) Trade conversion factors were derived from

- UN, Monthly Bulletin of Statistics, June 1998.

- National Statistical Abstracts

(2) The conversion factor for the year 1997 was estimated by the average of the three first quarters


(١) - اتحاد منظم معدلات التحويل التجارية من
١٩٩٨
- الامم المتحدة، النشرة الإحصائية الشهرية، حزيران، ١٩٩٨
- المجموعات الإحصائية للدول العربية
(٢) - قدر معدل التحويل لعام ١٩٩٧ بتوسط الفصول الثلاثة الأولى

الجزء الأول

خلاصة احصاءات التجارة الخارجية لدول اللجنة الاقتصادية والاجتماعية لغربي اسيا

PART I

Summary of the External Trade Statistics of ESCWA Member Countries



I-1
حصة منطقة الإسكوا من مجموع التجارة العالمية (1)
Share of ESCWA Region in Total World Trade (1)

مليون دولار أمريكي

| | 1970 | 1971 | 1972 | 1973 | 1974 | 1975 | 1976 | 1977 | 1978 |
|------------------------------------|---------|---------|---------|---------|---------|---------|-----------|-----------|-----------|
| Total World imports | 328,174 | 365,924 | 428,657 | 591,295 | 854,376 | 901,299 | 1,014,801 | 1,161,847 | 1,353,743 |
| Total ESCWA imports | 4,569 | 5,373 | 6,495 | 8,998 | 17,819 | 25,613 | 31,402 | 45,578 | 53,424 |
| ESCWA percent share | 1.4 | 1.5 | 1.5 | 1.5 | 2.1 | 2.8 | 3.1 | 3.9 | 3.9 |
| - of which Major oil exporters (2) | 0.7 | 0.7 | 0.8 | 0.9 | 1.1 | 1.7 | 2.1 | 2.7 | 2.7 |
| - Others | 0.7 | 0.8 | 0.7 | 0.7 | 1.0 | 1.1 | 1.0 | 1.2 | 1.2 |
| Total World exports | 314,111 | 350,524 | 413,863 | 575,741 | 838,730 | 874,359 | 992,295 | 1,126,967 | 1,303,066 |
| Total ESCWA exports | 7,248 | 9,973 | 12,482 | 20,168 | 68,059 | 62,382 | 74,863 | 81,765 | 81,176 |
| ESCWA percent share | 2.3 | 2.8 | 3.0 | 3.5 | 8.1 | 7.1 | 7.5 | 7.3 | 6.2 |
| - of which Major oil exporters (2) | 1.8 | 2.4 | 2.5 | 3.1 | 7.5 | 6.6 | 7.0 | 6.8 | 5.8 |
| - Others | 0.5 | 0.5 | 0.5 | 0.4 | 0.6 | 0.6 | 0.5 | 0.5 | 0.4 |

(1) Crude oil and oil products are included in this table

(2) Major oil exporters are Iraq, Kuwait, Oman, Qatar, Saudi Arabia, United Arab Emirates

(1) يتضمن هذا الجدول تجارة النفط ومشتقاته
(2) الدول الرئيسية المصدرة للنفط هي العراق، الكويت، عمان، قطر، السعودية، الإمارات العربية المتحدة

I-1 (Cont'd)
 حصة منطقة الإسكوا من مجموع التجارة العالمية (1)
 Share of ESCWA Region in Total World Trade (1)

| Min US \$ | 1979 | 1980 | 1981 | 1982 | 1983 | 1984 | 1985 | 1986 | 1987 |
|------------------------------------|-----------|-----------|-----------|-----------|-----------|-----------|-----------|-----------|-----------|
| Total world imports | 1,689,631 | 2,048,360 | 2,034,926 | 1,900,074 | 1,875,032 | 1,984,890 | 2,028,512 | 2,198,109 | 2,556,934 |
| Total ESCWA imports | 65,853 | 84,132 | 90,668 | 98,999 | 91,773 | 83,971 | 72,205 | 64,248 | 58,389 |
| ESCWA percent share | 3.9 | 4.1 | 4.5 | 5.2 | 4.9 | 4.2 | 3.6 | 2.9 | 2.3 |
| - of which Major oil exporters (2) | 2.9 | 3.1 | 3.1 | 3.9 | 3.5 | 2.9 | 2.4 | 1.8 | 1.6 |
| - Others | 1.0 | 1.0 | 1.3 | 1.3 | 1.4 | 1.3 | 1.2 | 1.1 | 0.7 |
| Total World exports | 1,640,467 | 1,995,068 | 1,978,442 | 1,836,739 | 1,812,607 | 1,909,327 | 1,932,387 | 2,128,081 | 2,485,210 |
| Total ESCWA exports | 130,170 | 196,224 | 186,040 | 135,637 | 102,782 | 91,714 | 78,903 | 56,928 | 66,417 |
| ESCWA percent share | 7.9 | 9.8 | 9.4 | 7.4 | 5.7 | 4.8 | 4.1 | 2.7 | 2.7 |
| - of which Major oil exporters (2) | 7.5 | 9.3 | 8.9 | 6.8 | 5.1 | 4.3 | 3.6 | 2.3 | 2.4 |
| - Others | 0.4 | 0.5 | 0.5 | 0.6 | 0.5 | 0.5 | 0.5 | 0.4 | 0.3 |

(1) Crude oil and oil products are included in this table

(2) Major oil exporters are Iraq, Kuwait, Oman, Qatar, Saudi Arabia, United Arab Emirates

(1) يتضمن هذا الجدول تجارة النفط ومشتقاته
 (2) الدول الرئيسية المصدرة للنفط هي العراق، الكويت، عمان، قطر، المملكة العربية السعودية، الإمارات العربية المتحدة

I-1 (Cont'd)
حصة منطقة الإسكوا من مجموع التجارة العالمية (1)
Share of ESCWA Region in Total World Trade (1)

| Mn US \$ | 1988 | 1989 | 1990 | 1991 | 1992 | 1993 | 1994 | 1995 | 1996 | 1997 (3) |
|------------------------------------|-----------|-----------|-----------|-----------|-----------|-----------|-----------|-----------|-----------|-----------|
| Total world imports | 2,908,789 | 3,153,594 | 3,563,908 | 3,507,575 | 3,786,726 | 3,721,253 | 4,230,640 | 4,959,247 | 5,467,000 | 5,630,000 |
| Total ESCWA imports | 66,578 | 67,092 | 70,157 | 74,863 | 97,023 | 88,342 | 87,384 | 98,460 | 104,533 | 109,377 |
| ESCWA percent share | 2.3 | 2.1 | 2.0 | 2.1 | 2.6 | 2.4 | 2.1 | 2.0 | 1.9 | 1.9 |
| - of which Major oil exporters (2) | 1.6 | 1.5 | 1.4 | 1.5 | 1.9 | 1.7 | 1.4 | 1.3 | 1.2 | 1.3 |
| - Others | 0.7 | 0.6 | 0.6 | 0.6 | 0.7 | 0.7 | 0.7 | 0.7 | 0.7 | 0.7 |
| Total World exports | 2,814,160 | 3,036,902 | 3,434,995 | 3,411,349 | 3,648,119 | 3,639,647 | 4,152,527 | 4,884,123 | 5,295,000 | 5,464,000 |
| Total ESCWA exports | 67,466 | 84,916 | 107,929 | 93,754 | 104,305 | 93,473 | 95,706 | 108,892 | 127,781 | 123,557 |
| ESCWA percent share | 2.4 | 2.8 | 3.1 | 2.7 | 2.9 | 2.6 | 2.3 | 2.2 | 2.4 | 2.3 |
| - of which Major oil exporters (2) | 2.1 | 2.5 | 2.7 | 2.4 | 2.5 | 2.2 | 2.0 | 1.9 | 2.1 | 1.9 |
| - Others | 0.3 | 0.4 | 0.4 | 0.3 | 0.4 | 0.3 | 0.3 | 0.3 | 0.3 | 0.4 |

(1) Crude oil and oil products are included in this table

(2) Major oil exporters are Iraq, Kuwait, Oman, Qatar, Saudi Arabia, United Arab Emirates

(3) Sources World Trade Organization

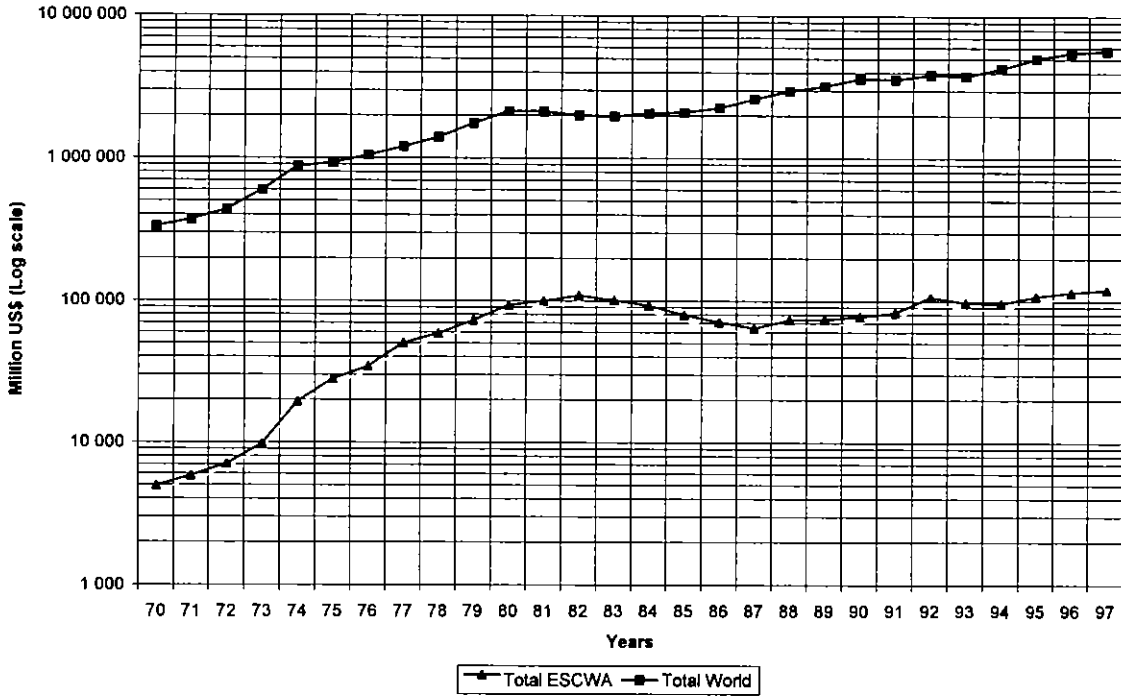
مليون دولار امريكي
مجموع واردات العالم
مجموع واردات الاسكوا
حصة الاسكوا %
- ومنها الدول الرئيسية المصدرة للبترول (٢)
- غيرها ٠.٧
مجموع صادرات العالم
مجموع صادرات الاسكوا
حصة الاسكوا %
- ومنها الدول الرئيسية المصدرة للبترول (٢)
- غيرها ٠.٤

(١) يتضمن هذا الجدول تجارة النفط مشتقاته

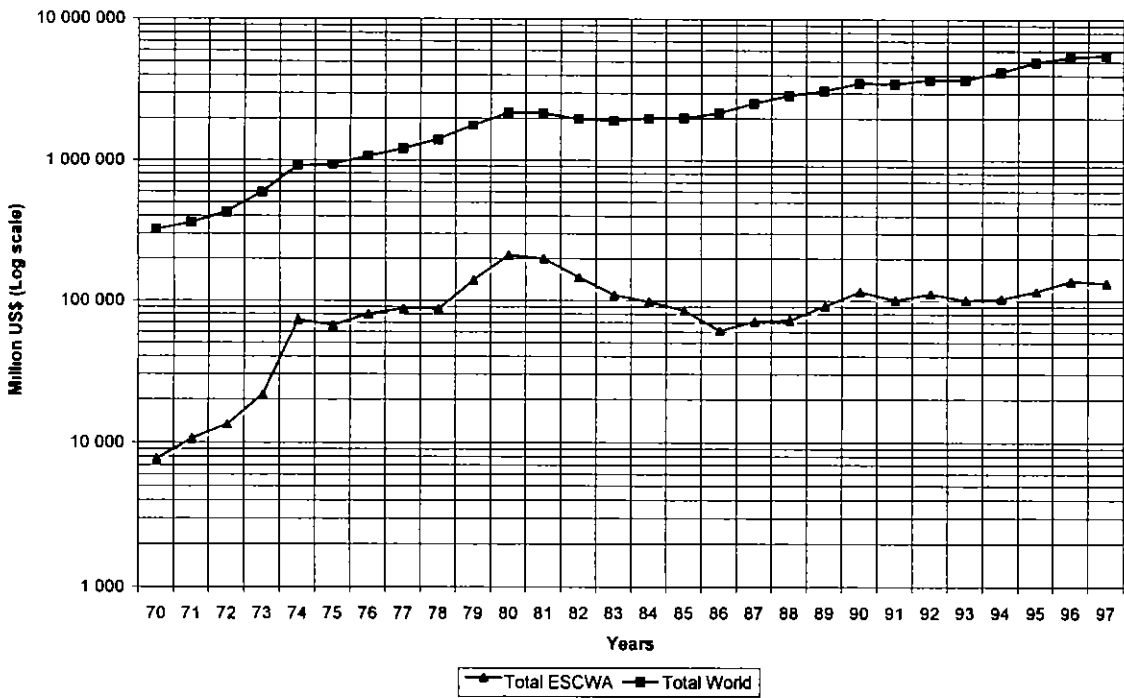
(٢) الدول الرئيسية المصدرة للنفط هي العراق، الكويت، عمان، قطر، السعودية، الامارات العربية المتحدة

(٣) المصدر المنظمة الدولية للتجارة

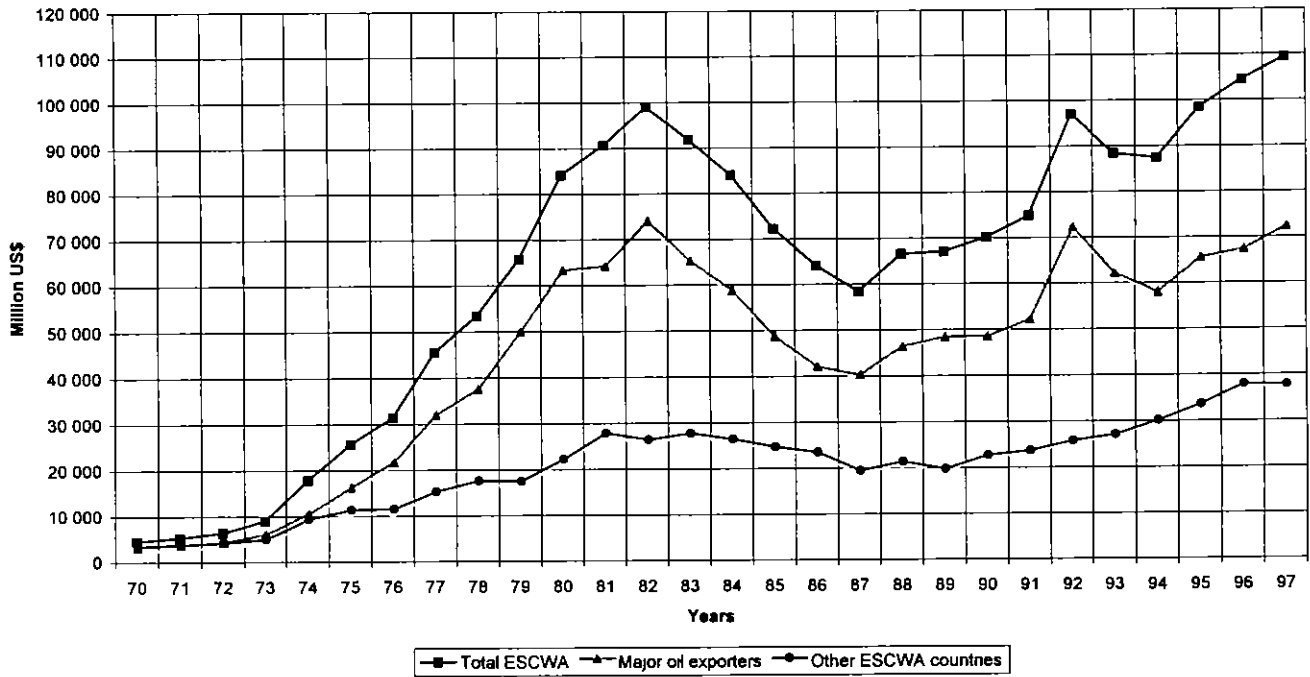
Imports (Total world and ESCWA region)
Logarithmic Scale



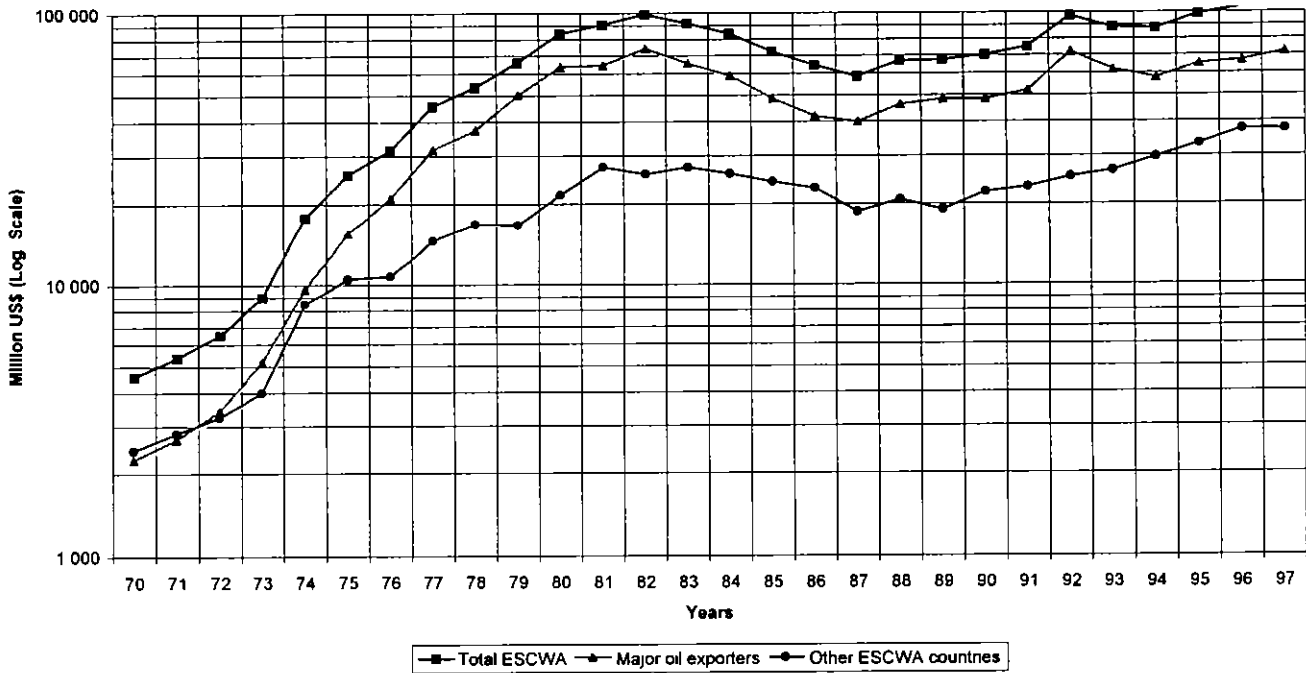
Exports (Total world and ESCWA region)
Logarithmic Scale



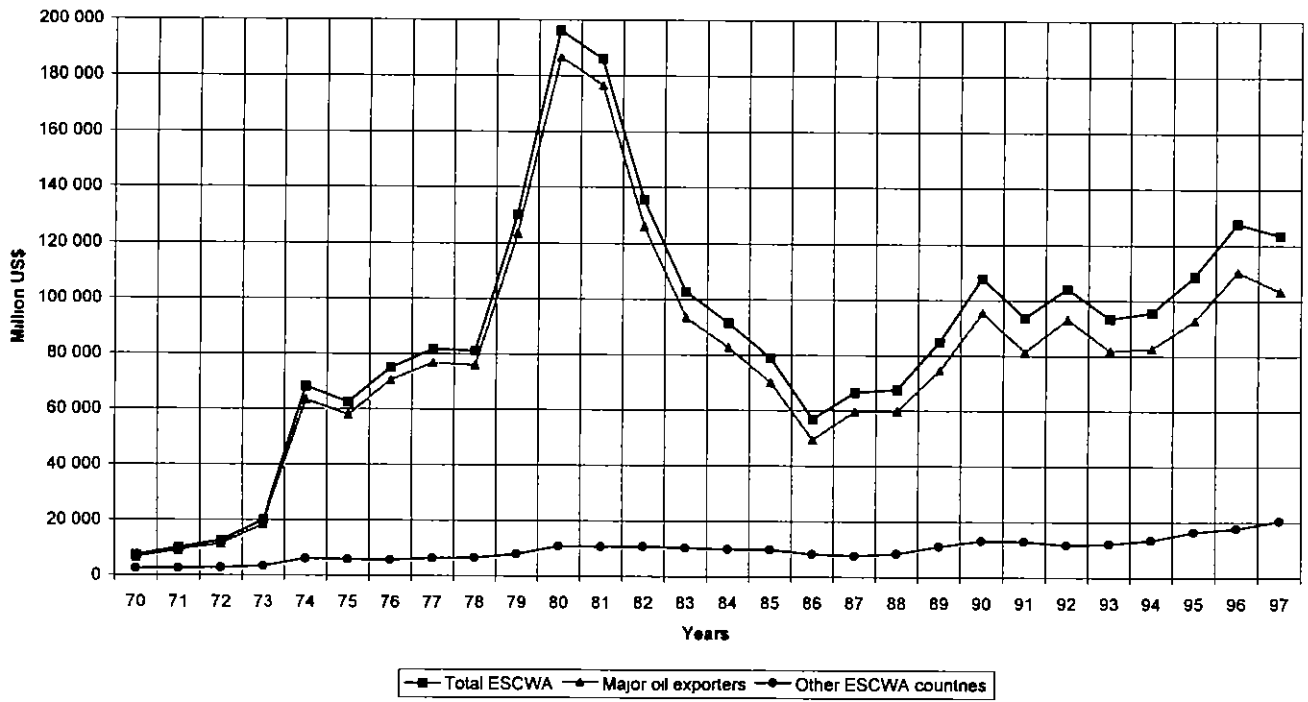
ESCWA Imports 1970-1997



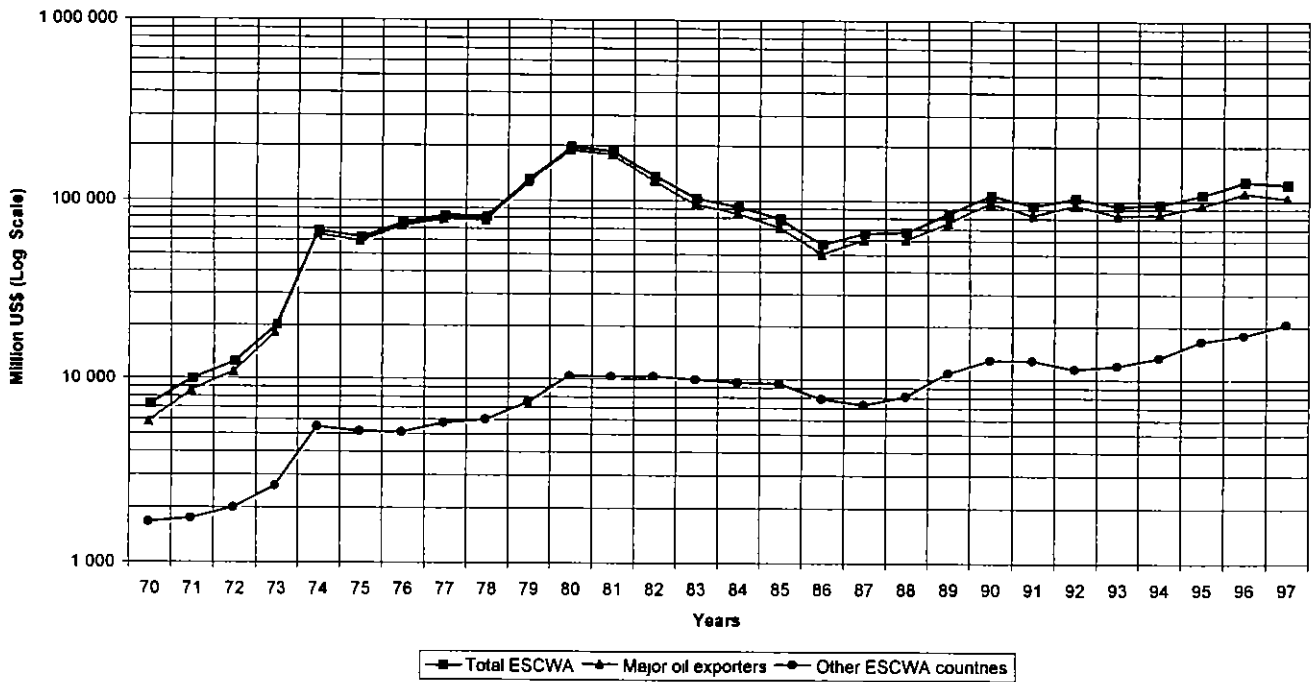
ESCWA Imports 1970-1997
Logarithmic Scale



ESCWA Exports 1970-1997



ESCWA Exports 1970-1997 Logarithmic Scale



جدول رقم I-2

معدل النمو السنوي للتجارة في منطقة الأسكوا

للفترة ١٩٧٠-١٩٩٧

Tables No. I-2

Annual Growth Rates of Trade for ESCWA Region

for the period 1970-1997

I-2

معدل النمو السنوي للتجارة في منطقة الإسكوا (1)

Annual Growth Rates of Trade for ESCWA Region(1)

| مليون دولار أمريكي | | 70-71 | 71-72 | 72-73 | 73-74 | 74-75 | 75-76 | 76-77 | 77-78 | 78-79 | 79-80 |
|--|--|-------|-------|-------|-------|-------|-------|-------|-------|-------|-------|
| Mn US \$ | | | | | | | | | | | |
| التوريدات | | | | | | | | | | | |
| Imports | | | | | | | | | | | |
| World (%) | | 11.5 | 17.1 | 37.9 | 44.5 | 5.5 | 12.6 | 14.5 | 16.5 | 24.8 | 21.2 |
| ESCWA (%) | | 17.6 | 20.9 | 38.5 | 98.0 | 43.7 | 22.6 | 45.1 | 17.2 | 23.3 | 27.8 |
| - of which Major oil exporters (%) (2) | | 19.3 | 27.4 | 52.6 | 86.5 | 61.0 | 36.3 | 50.2 | 17.6 | 34.2 | 27.2 |
| - Others (%) | | 16.0 | 14.7 | 23.7 | 113.1 | 24.1 | 2.4 | 35.3 | 16.4 | -0.8 | 29.4 |
| المصدرات | | | | | | | | | | | |
| Exports | | | | | | | | | | | |
| World (%) | | 11.6 | 18.1 | 39.1 | 45.7 | 4.2 | 13.5 | 13.6 | 15.6 | 25.9 | 21.6 |
| ESCWA (%) | | 37.6 | 25.1 | 61.6 | 237.5 | -8.3 | 20.0 | 9.2 | -0.7 | 60.4 | 50.7 |
| - of which Major oil exporters (%) (2) | | 47.0 | 27.3 | 67.1 | 256.0 | -8.6 | 21.8 | 9.0 | -1.1 | 63.1 | 51.4 |
| - Others (%) | | 4.8 | 14.4 | 31.4 | 109.3 | -5.5 | -0.9 | 12.5 | 4.3 | 24.7 | 39.3 |

(1) Crude oil and oil products are included in this table

(2) Major oil exporters are Iraq, Kuwait, Oman, Qatar, Saudi Arabia, United Arab Emirates

(1) يتضمن هذا الجدول تجارة النفط ومشتقاته
(2) الدول الرئيسية المصدرة للنفط هي العراق، الكويت، عمان، قطر، السعودية، الإمارات العربية المتحدة

1-2 (Cont'd)
 معدل النمو السنوي للتجارة في منطقة الإسكوا (1)
 Annual Growth Rates of Trade for ESCWA Region(1)

مليون دولار امريكي

| Mn. US\$ | 80-81 | 81-82 | 82-83 | 83-84 | 84-85 | 85-86 | 86-87 | 87-88 | 88-89 | 89-90 |
|--|-------|-------|-------|-------|-------|-------|-------|-------|-------|-------|
| Imports | | | | | | | | | | |
| World (%) | -0.7 | -6.6 | -1.3 | 5.9 | 2.2 | 8.4 | 16.3 | 13.8 | 8.4 | 13.0 |
| ESCWA (%) | 7.8 | 9.2 | -7.3 | -8.5 | -14.0 | -11.0 | -9.1 | 14.0 | 0.8 | 4.6 |
| - of which Major oil exporters (%) (2) | 1.4 | 15.4 | -11.8 | -10.0 | -17.3 | -13.9 | -4.3 | 15.6 | 4.7 | 1.5 |
| - Others (%) | 26.5 | -5.5 | 6.1 | -5.1 | -6.8 | -5.1 | -17.9 | 10.7 | -8.0 | 16.0 |
| Exports | | | | | | | | | | |
| World (%) | -0.8 | -7.2 | -1.3 | 5.3 | 1.2 | 10.1 | 16.8 | 13.2 | 7.9 | 13.1 |
| ESCWA (%) | -5.2 | -27.1 | -24.2 | -10.8 | -14.0 | -27.9 | 16.7 | 1.6 | 25.9 | 27.1 |
| - of which Major oil exporters (%) (2) | -5.4 | -28.7 | -25.8 | -11.5 | -15.4 | -29.4 | 20.4 | 0.4 | 24.8 | 28.3 |
| - Others (%) | 11.2 | -8.4 | -4.6 | -4.1 | -0.9 | -16.8 | -5.7 | 10.1 | 33.7 | 18.4 |

(1) Crude oil and oil products are included in this table

(2) Major oil exporters are Iraq, Kuwait, Oman, Qatar, Saudi Arabia, United Arab Emirates

(1) يتضمن هذا الجدول تجارة النفط ومشتقاته
 (2) الدول الرئيسية المصدرة للنفط هي العراق، الكويت، عمان، قطر، السعودية، الإمارات العربية المتحدة

I-2 (Cont'd)
 معدل النمو السنوي للتجارة في منطقة الإسكوا (1)
 Annual Growth Rates of Trade for ESCWA Region(1)

| Mn US \$ | 90-91 | 91-92 | 92-93 | 93-94 | 94-95 | 95-96 | 96-97 | 70-80 | 81-87 | 88-97 | مليون دولار أمريكي |
|--|-------|-------|-------|-------|-------|-------|-------|-------|-------|-------|---|
| Imports | | | | | | | | | | | الواردات |
| World (%) | -1.6 | 8.0 | 1.7 | 13.7 | 17.2 | 10.2 | 3.0 | 18.4 | 3.8 | 7.3 | العالم (%) |
| ESCWA (%) | 6.7 | 29.6 | 8.9 | -1.1 | 12.7 | 6.2 | 4.6 | 31.6 | -8.7 | 5.8 | الإسكوا (%) |
| - of which Major oil exporters (%) (2) | 6.1 | 38.7 | -15.2 | -7.2 | 5.6 | 2.7 | 7.4 | 36.5 | -10.2 | 4.9 | بومنها الدول الرئيسية المصدرة للنفط (%) (2) |
| - Others (%) | 4.4 | 12.9 | 4.4 | 11.0 | 28.7 | 13.0 | -0.3 | 23.6 | -5.2 | 7.9 | غيرها (%) |
| Exports | | | | | | | | | | | المصدرات |
| World (%) | -0.7 | 6.9 | 0.2 | 14.1 | 17.6 | 8.4 | 3.2 | 18.5 | 3.7 | 7.4 | العالم (%) |
| ESCWA (%) | -13.1 | 11.3 | -10.4 | 2.4 | 13.8 | 17.3 | -3.3 | 32.1 | -18.2 | 5.0 | الإسكوا (%) |
| - of which Major oil exporters (%) (2) | -18.0 | 10.1 | -12.3 | 10.7 | 10.0 | 18.8 | -6.3 | 33.8 | -19.4 | 4.5 | بومنها الدول الرئيسية المصدرة للنفط (%) (2) |
| - Others (%) | 39.1 | -9.6 | 3.2 | 8.8 | 34.2 | 17.7 | 8.0 | 18.1 | -5.8 | 8.1 | غيرها (%) |

(1) Crude oil and oil products are included in this table

(2) Major oil exporters are Iraq, Kuwait, Oman, Qatar, Saudi Arabia, United Arab Emirates

(1) يتضمن هذا الجدول تجارة النفط ومشتقاته
 (2) الدول الرئيسية المصدرة للنفط هي العراق، الكويت، عمان، قطر، السعودية، الإمارات العربية المتحدة

جدول رقم I-3

صادرات بول لانسكو (بما فيها النفط الخام والمنتجات النفطية)

الفترة ١٩٩٧-١٩٧٠

Tables No. I-3

Exports for ESCWA Countries (Including Crude Oil & Oil Products)

for the period 1970-1997

صادرات دول الاسكوا (بما فيها النفط الخام والمشتقات النفطية)
Exports for ESCWA Countries (Including Crude Oil & Oil Products)

مليون دولار امريكي

| Country | 1970 | 1971 | 1972 | 1973 | 1974 | 1975 | 1976 | 1977 | 1978 | 1979 | البلد |
|--------------------|-------|-------|--------|--------|--------|--------|--------|--------|--------|---------|--------------------------|
| Bahrain | 274 | 318 | 323 | 407 | 1,163 | 1,147 | 1,386 | 1,603 | 1,620 | 2,153 | البحرين |
| Egypt | 767 | 789 | 825 | 1,117 | 1,516 | 1,402 | 1,529 | 1,708 | 1,737 | 1,840 | مصر |
| Iraq | 847 | 1,138 | 1,108 | 1,954 | 6,600 | 8,297 | 9,271 | 9,651 | 11,064 | 21,500 | العراق |
| Jordan | 34 | 32 | 48 | 58 | 155 | 153 | 209 | 247 | 297 | 402 | الأردن |
| Kuwait | 1,426 | 1,916 | 2,207 | 3,826 | 10,960 | 9,185 | 9,846 | 9,754 | 10,427 | 18,423 | الكويت |
| Lebanon | 198 | 256 | 351 | 503 | 1,463 | 1,216 | 611 | 816 | 906 | 992 | لبنان |
| Oman | 197 | 211 | 236 | 330 | 1,213 | 1,416 | 1,579 | 1,585 | 1,598 | 2,280 | عمان |
| Qatar | 236 | 301 | 397 | 616 | 2,016 | 1,809 | 2,209 | 2,104 | 2,368 | 3,598 | قطر |
| Saudi Arabia | 2,424 | 3,885 | 5,519 | 9,092 | 35,556 | 29,676 | 38,283 | 43,470 | 40,716 | 63,426 | السعودية |
| Syria | 203 | 195 | 287 | 351 | 784 | 930 | 1,065 | 1,063 | 1,060 | 1,644 | سوريا |
| U A E | 505 | 832 | 1,082 | 1,807 | 6,393 | 6,969 | 8,690 | 9,592 | 9,155 | 13,651 | الإمارات العربية المتحدة |
| Yemen Republic | | | | | | | | | | | الجمهورية اليمنية |
| Yemen A R (former) | 3 | 4 | 4 | 8 | 13 | 11 | 8 | 11 | 7 | 14 | ح ج اليمنية سابقا |
| Dem Yemen (former) | 135 | 96 | 96 | 100 | 228 | 172 | 177 | 161 | 221 | 248 | اليمن الديمقراطي سابقا |
| Total ESCWA | 7,248 | 9,973 | 12,482 | 20,168 | 68,059 | 62,382 | 74,863 | 81,765 | 81,176 | 130,170 | مجموع الاسكوا |

I-3(Cont'd)
صادرات دول الاسكوا (بما فيها النفط الخام والمشقات النفطية)
Exports for ESCWA Countries (Including Crude Oil & Oil Products)

| Mn US\$ | 1980 | 1981 | 1982 | 1983 | 1984 | 1985 | 1986 | 1987 | 1988 | 1989 | البلد |
|--------------------|----------------|----------------|----------------|----------------|---------------|---------------|---------------|---------------|---------------|---------------|--------------------------|
| | 2,875 | 4,170 | 3,523 | 2,974 | 3,100 | 2,782 | 2,342 | 2,440 | 2,418 | 2,831 | البحرين |
| | 3,046 | 2,233 | 3,120 | 3,215 | 3,140 | 3,714 | 2,934 | 2,037 | 2,120 | 2,648 | مصر |
| | 26,347 | 10,445 | 10,142 | 8,652 | 11,278 | 10,409 | 7,465 | 9,705 | 9,688 | 12,246 | العراق |
| | 556 | 510 | 528 | 440 | 644 | 649 | 645 | 730 | 884 | 926 | الأردن |
| | 20,434 | 16,298 | 10,447 | 11,541 | 12,275 | 10,476 | 7,243 | 8,265 | 7,764 | 11,477 | الكويت |
| | 1,129 | 989 | 873 | 737 | 614 | 400 | 432 | 497 | 629 | 484 | لبنان |
| | 3,748 | 4,679 | 4,427 | 4,248 | 4,422 | 4,972 | 2,844 | 3,776 | 3,271 | 3,861 | عمان |
| | 5,684 | 5,844 | 4,507 | 3,616 | 4,513 | 3,541 | 2,137 | 2,043 | 2,210 | 2,687 | قطر |
| | 109,111 | 119,916 | 79,123 | 49,989 | 37,007 | 27,480 | 20,084 | 22,590 | 24,376 | 28,383 | السعودية |
| | 2,108 | 2,103 | 2,026 | 2,304 | 1,853 | 1,637 | 1,325 | 1,350 | 1,345 | 3,006 | سوريا |
| | 20,742 | 18,783 | 16,873 | 15,011 | 12,834 | 12,788 | 9,440 | 12,882 | 12,210 | 15,604 | الإمارات العربية المتحدة |
| | | | | | | | | | | | الجمهورية اليمنية |
| | 23 | 48 | 25 | 27 | 8 | 15 | 9 | 31 | 472 | 650 | ج.ع. اليمنية سابقا |
| | 421 | 22 | 24 | 29 | 28 | 41 | 29 | 70 | 81 | 113 | اليمن الديمقراطي سابقا |
| Total ESCWA | 196,224 | 186,040 | 135,637 | 102,782 | 91,714 | 78,903 | 56,928 | 66,417 | 67,466 | 84,916 | مجموع الاسكوا |

I-3(Cont'd)
 صادرات دول الاسكوا (بما فيها النفط الخام والمشتقات النفطية)
 Exports for ESCWA Countries (Including Crude Oil & Oil Products)

| Country | Mn US \$ | | | | | | | | | | Growth Rate (%) | | | البلد |
|--------------------|----------|--------|---------|--------|--------|---------|-----------|------------|-------|-------|-----------------|--------------------------|--|-------|
| | 1990 | 1991 | 1992 | 1993 | 1994 | 1995 | 1996 | 1997 | 70-80 | 81-87 | 88-97 | مليون دولار امريكي | | |
| Bahrain | 3,761 | 3,513 | 3,417 | 3,689 | 3,454 | 4,180 | 4,611 | 4,291 | 24.7 | -8.9 | 5.5 | البحرين | | |
| Egypt | 2,578 | 3,693 | 3,050 | 3,110 | 3,475 | 3,444 | 3,540 | 3,908 | 12.2 | -0.9 | 5.3 | مصر | | |
| Iraq | 10,401 | 302 | 557 | 550 | 480 | 560 (1) | 1,000 (1) | 3,700 (1) | 35.8 | -2.3 | -23.9 | العراق | | |
| Jordan | 922 | 923 | 944 | 1,020 | 1,136 | 1,434 | 1,467 | 1,503 | 29.8 | 6.7 | 6.6 | الأردن | | |
| Kuwait | 8,149 | 690 | 6,660 | 10,248 | 11,614 | 13,594 | 15,368 | 13,853 | 26.2 | -10.2 | 11.3 | الكويت | | |
| Lebanon | 496 | 539 | 560 | 452 | 572 | 824 | 734 | 642 | 15.5 | -14.6 | 3.4 | لبنان | | |
| Oman | 5,215 | 4,873 | 5,554 | 5,371 | 5,418 | 5,961 | 7,222 | 7,494 | 30.4 | -4.9 | 7.8 | عمان | | |
| Qatar | 3,530 | 3,107 | 3,738 | 3,442 | 3,405 | 3,767 | 4,056 | 4,111 | 30.7 | -16.7 | 5.4 | قطر | | |
| Saudi Arabia | 44,416 | 47,787 | 51,771 | 42,395 | 42,614 | 49,570 | 60,109 | 52,800 (1) | 35.8 | -29.8 | 7.4 | السعودية | | |
| Syria | 4,212 | 3,430 | 3,094 | 3,153 | 3,555 | 3,979 | 4,008 | 3,924 | 24.3 | -9.0 | 7.0 | سوريا | | |
| U A E | 23,539 | 24,392 | 24,742 | 19,670 | 19,050 | 19,799 | 23,408 | 25,000 (1) | 36.2 | -8.8 | 4.5 | الإمارات العربية المتحدة | | |
| Yemen Republic (2) | | 506 | 220 | 374 | 933 | 1,781 | 2,260 | 2,329 | | | 38.6 | الجمهورية اليمنية (2) | | |
| Yemen A R (former) | 543 | | | | | | | | 15.0 | -13.7 | | ح.ع. اليمنية سابقاً | | |
| Dem Yemen (former) | 168 | | | | | | | | 11.5 | 15.2 | | اليمن الديمقراطي سابقاً | | |
| Total ESCWA | 107,929 | 93,754 | 104,305 | 93,473 | 95,706 | 108,892 | 127,781 | 123,557 | 32.1 | -18.2 | 5.0 | مجموع الاسكوا | | |

(1) World Trade Organization estimates, 1998

(2) Growth rate for the period 1991-1997

(1) تقديرات منظمة التجارة العالمية، 1998
 (2) معدل النمو للفترة 1991-1997

جدول رقم I-4

واردات بترول الاسكوا (بما فيها النفط الخام والمشتقات النفطية)

للفترة ١٩٩٧-١٩٧٠

Tables No. I-4

Imports for ESCWA Countries (Including Crude Oil & Oil Products)

for the period 1970-1997

واردات دول الاسكوا (بما فيها النفط الخام والمنتجات النفطية)

Imports for ESCWA Countries (Including Crude Oil & Oil Products)

| Country | 1970 | 1971 | 1972 | 1973 | 1974 | 1975 | 1976 | 1977 | 1978 | 1979 | البلد |
|--------------------|-------|-------|-------|-------|--------|--------|--------|--------|--------|--------|--------------------------|
| Bahrain | 247 | 311 | 378 | 533 | 1,199 | 1,158 | 1,670 | 2,031 | 2,033 | 2,329 | البحرين |
| Egypt | 787 | 920 | 898 | 914 | 2,351 | 3,934 | 3,862 | 4,815 | 6,727 | 3,837 | مصر |
| Iraq | 509 | 702 | 706 | 895 | 2,619 | 4,832 | 3,897 | 4,481 | 4,213 | 9,990 | العراق |
| Jordan | 185 | 215 | 267 | 331 | 489 | 731 | 1,022 | 1,381 | 1,499 | 1,949 | الأردن |
| Kuwait | 625 | 651 | 797 | 1,052 | 1,554 | 2,388 | 3,327 | 4,846 | 4,598 | 5,207 | الكويت |
| Lebanon | 568 | 677 | 849 | 1,225 | 2,455 | 2,212 | 838 | 1,847 | 2,238 | 3,208 | لبنان |
| Oman | 18 | 33 | 49 | 117 | 393 | 670 | 667 | 875 | 947 | 1,246 | عمان |
| Qatar | 64 | 108 | 139 | 195 | 271 | 410 | 833 | 1,226 | 1,184 | 1,425 | قطر |
| Saudi Arabia | 710 | 815 | 1,137 | 1,990 | 2,859 | 4,214 | 8,694 | 14,657 | 20,424 | 24,460 | السعودية |
| Syria | 358 | 438 | 539 | 613 | 1,230 | 1,685 | 2,369 | 2,657 | 2,459 | 3,329 | سوريا |
| U A E | 268 | 309 | 508 | 841 | 1,792 | 2,762 | 3,400 | 5,178 | 5,390 | 6,988 | الإمارات العربية المتحدة |
| Yemen Republic | | | | | | | | | | | الجمهورية اليمنية |
| Yemen A R (former) | 32 | 37 | 80 | 123 | 190 | 294 | 410 | 1,040 | 1,358 | 1,492 | ح ج اليمنية سابقا |
| Dem Yemen (former) | 200 | 158 | 149 | 171 | 419 | 323 | 412 | 544 | 355 | 393 | اليمن الديمقراطي سابقا |
| Total ESCWA | 4,569 | 5,373 | 6,495 | 8,998 | 17,819 | 25,613 | 31,402 | 45,578 | 53,424 | 65,853 | مجموع الاسكوا |

Mn US \$

مليون دولار امريكي

I-4 (Cont'd)

واردات دول الاسكوا (بما فيها النفط الخام والمشتقات النفطية)

Imports for ESCWA Countries (Including Crude Oil & Oil Products)

| Country | 1980 | 1981 | 1982 | 1983 | 1984 | 1985 | 1986 | 1987 | 1988 | 1989 | البلد |
|--------------------|--------|--------|--------|--------|--------|--------|--------|--------|--------|--------|--------------------------|
| Bahrain | 3,315 | 3,949 | 3,519 | 3,254 | 3,480 | 3,102 | 2,405 | 2,714 | 2,593 | 3,134 | البحرين |
| Egypt | 4,860 | 8,838 | 9,076 | 10,275 | 10,766 | 9,962 | 11,502 | 7,596 | 8,657 | 7,448 | مصر |
| Iraq | 13,920 | 7,903 | 9,839 | 6,116 | 6,690 | 7,615 | 6,358 | 3,852 | 5,957 | 6,956 | العراق |
| Jordan | 2,397 | 3,149 | 3,222 | 3,016 | 2,566 | 2,732 | 2,445 | 2,703 | 2,786 | 2,133 | الأردن |
| Kuwait | 6,554 | 6,969 | 9,049 | 7,335 | 6,901 | 5,934 | 5,760 | 5,497 | 6,046 | 6,301 | الكويت |
| Lebanon | 4,197 | 3,792 | 3,480 | 3,594 | 2,950 | 2,055 | 2,034 | 1,804 | 2,367 | 2,235 | لبنان |
| Oman | 1,732 | 2,288 | 2,683 | 2,492 | 2,751 | 3,153 | 2,384 | 1,823 | 2,201 | 2,257 | عمان |
| Qatar | 1,446 | 1,518 | 1,945 | 1,456 | 1,162 | 1,139 | 1,099 | 1,134 | 1,267 | 1,326 | قطر |
| Saudi Arabia | 30,179 | 35,244 | 40,471 | 38,911 | 33,696 | 23,622 | 19,113 | 20,110 | 21,784 | 21,153 | السعودية |
| Syria | 4,119 | 5,040 | 4,015 | 4,542 | 4,116 | 3,967 | 2,729 | 2,481 | 2,231 | 2,098 | سوريا |
| U A E | 8,908 | 9,696 | 9,441 | 8,436 | 7,062 | 6,745 | 6,777 | 7,297 | 8,660 | 10,071 | الإمارات العربية المتحدة |
| Yemen Republic | | | | | | | | | | | الجمهورية اليمنية |
| Yemen A R (former) | 1,853 | 1,609 | 1,521 | 1,589 | 1,010 | 1,481 | 1,159 | 887 | 1,384 | 1,401 | ح ج اليمنية سابقا |
| Dem Yemen (former) | 652 | 675 | 738 | 756 | 821 | 698 | 483 | 491 | 646 | 580 | اليمن الديمقراطي سابقا |
| Total ESCWA | 84,132 | 90,668 | 98,999 | 91,773 | 83,971 | 72,205 | 64,248 | 58,389 | 66,578 | 67,092 | مجموع الاسكوا |

Mn US \$

مليون دولار امريكي

I-4 (Cont'd)

واردات دول الاسكوا (بما فيها النفط الخام والمشتقات النفطية)

Imports for ESCWA Countries (Including Crude Oil & Oil Products)

| Country | Mn US \$ | | | | | | | | | | Growth Rate (%) | | | البلد |
|--------------------|---------------|---------------|---------------|---------------|---------------|---------------|----------------|----------------|-------------|-------------|-----------------|--------------------------|--|-------|
| | 1990 | 1991 | 1992 | 1993 | 1994 | 1995 | 1996 | 1997 | 70-80 | 81-87 | 88-97 | مليون دولار امريكي | | |
| Bahrain | 3,712 | 4,119 | 4,212 | 3,858 | 3,737 | 3,550 | 4,273 | 4,025 | 26.4 | -6.9 | 3.3 | البحرين | | |
| Egypt | 9,203 | 7,914 | 8,293 | 8,187 | 9,592 | 11,739 | 13,038 | 13,210 | 22.4 | 0.0 | 5.8 | مصر | | |
| Iraq | 4,834 | 426 | 649 | 700 | 650 | 720 (1) | 1,100 (1) | 2,600 (1) | 32.9 | -10.0 | -17.3 | العراق | | |
| Jordan | 2,603 | 2,512 | 3,257 | 3,615 | 3,382 | 3,696 | 4,293 | 4,103 | 27.7 | -4.0 | 6.7 | الأردن | | |
| Kuwait | 3,352 | 3,491 | 7,259 | 7,042 | 6,680 | 7,840 | 8,374 | 8,251 | 26.5 | -6.5 | 6.6 | الكويت | | |
| Lebanon | 2,525 | 3,743 | 4,203 | 4,821 | 5,963 | 7,292 | 7,559 | 7,455 | 17.2 | -13.8 | 15.6 | لبنان | | |
| Oman | 2,681 | 3,190 | 3,773 | 4,114 | 3,914 | 4,248 | 4,578 | 5,026 | 46.1 | -2.4 | 9.3 | عمان | | |
| Qatar | 1,695 | 1,720 | 2,016 | 2,046 | 2,086 | 3,677 | 3,104 | 3,594 | 33.8 | -8.1 | 12.0 | قطر | | |
| Saudi Arabia | 24,069 | 29,073 | 37,933 | 28,202 | 23,343 | 28,087 | 27,765 | 27,260 (1) | 41.9 | -13.2 | 2.3 | السعودية | | |
| Syria | 2,400 | 2,767 | 3,490 | 4,131 | 5,456 | 4,698 | 5,368 | 4,019 | 25.9 | -10.8 | 10.6 | سوريا | | |
| U A E | 11,472 | 13,882 | 20,214 | 19,744 | 21,024 | 21,375 | 23,164 | 27,800 (1) | 37.6 | -6.2 | 12.5 | الإمارات العربية المتحدة | | |
| Yemen Republic (2) | 1,192 | 2,025 | 1,725 | 1,882 | 1,557 | 1,537 | 1,919 | 2,034 | 44.2 | -8.6 | -7.5 | الجمهورية اليمنية (٢) | | |
| Yemen A R (former) | 420 | | | | | | | | 13.2 | -6.7 | -21.6 | ح ا ع اليمنية سابقا | | |
| Dem Yemen (former) | | | | | | | | | | | | اليمن الديمقراطي سابقا | | |
| Total ESCWA | 70,157 | 74,863 | 97,023 | 88,342 | 87,384 | 98,460 | 104,533 | 109,377 | 31.6 | -8.7 | 5.8 | مجموع الاسكوا | | |

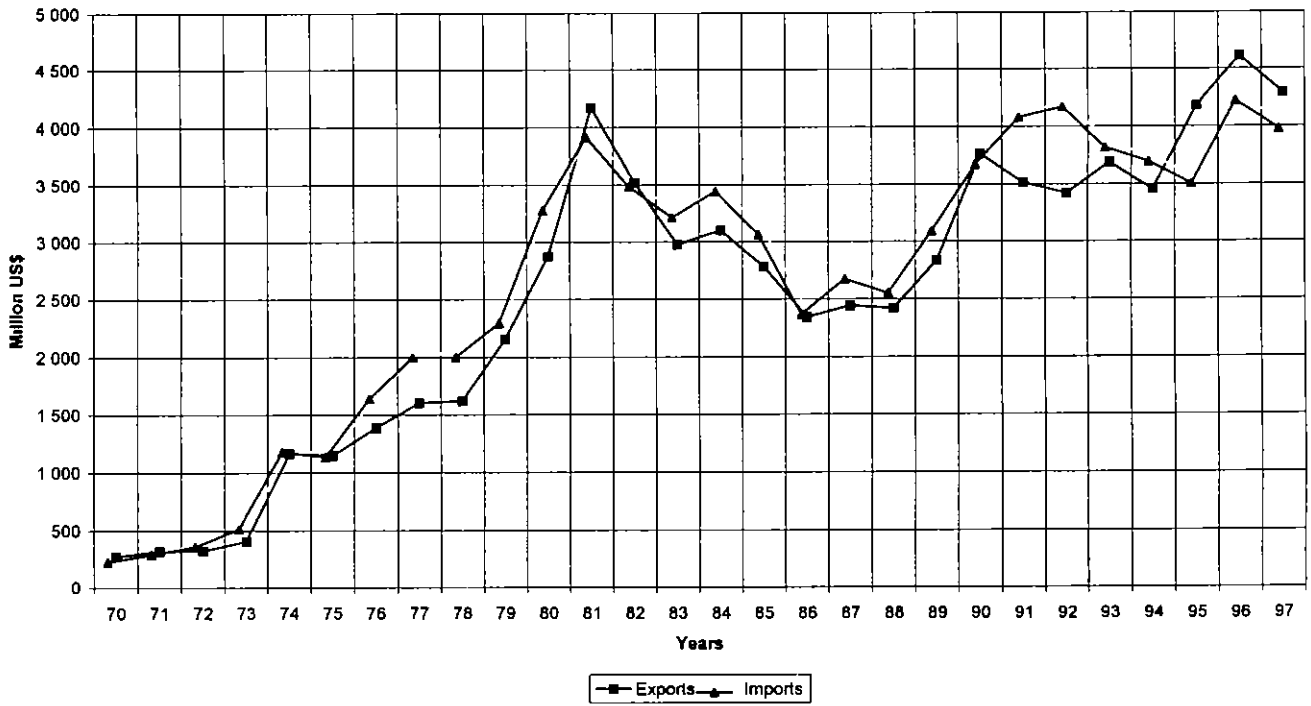
(1) World Trade Organization estimates, 1998

(2) Growth rate for the period 1991-1997

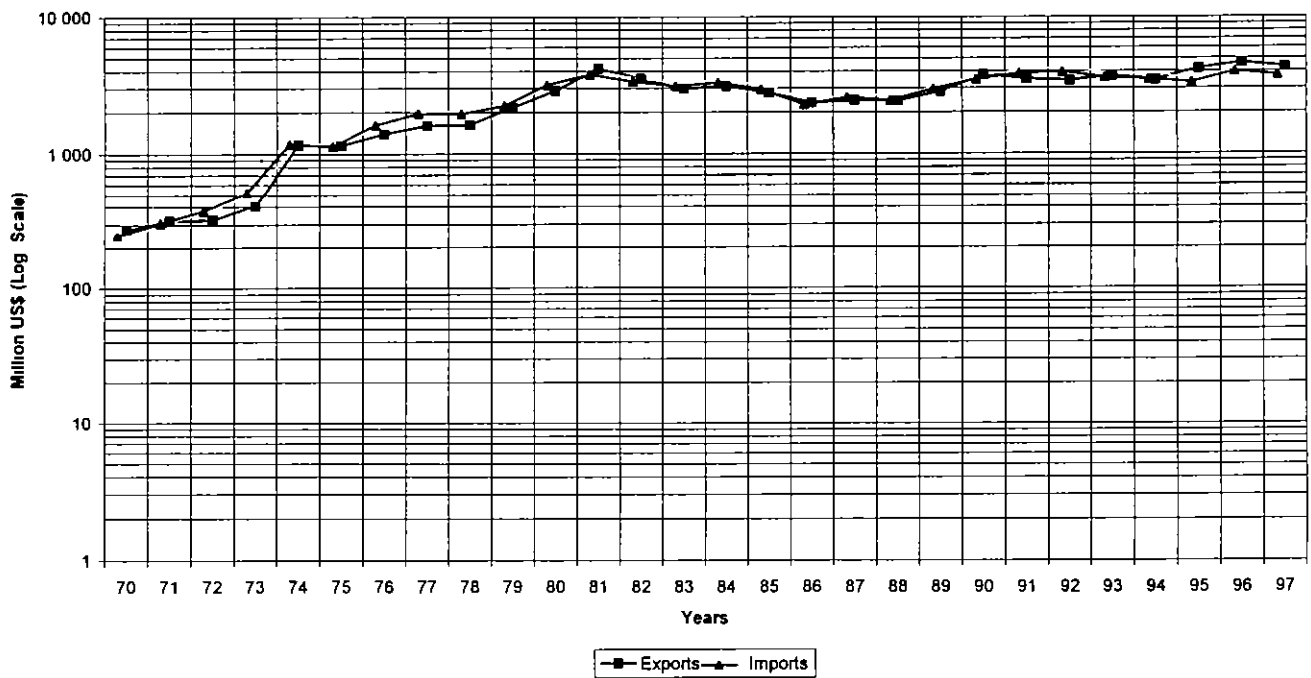
١٩٩٨، تقديرات منظمة التجارة العالمية،

١٩٩٧-١٩٩١ الفترة للنمو للفترة

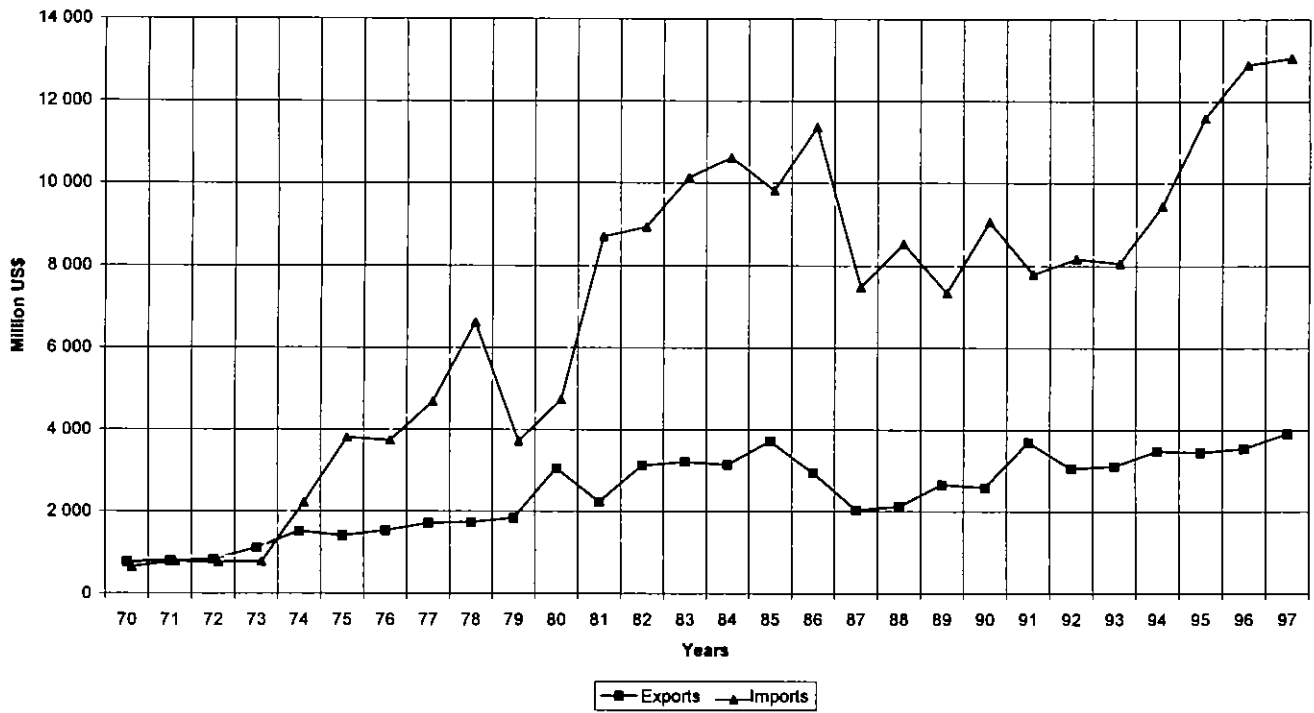
Bahrain Imports and Exports (1970-1997)



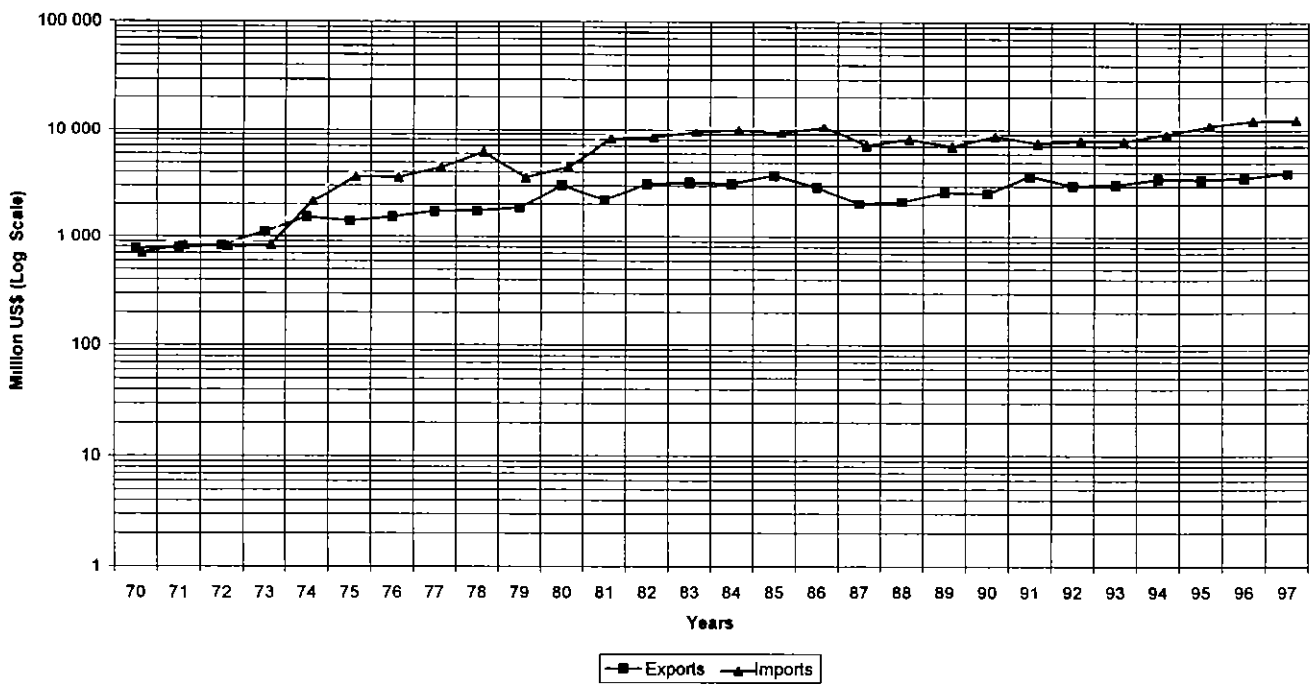
Bahrain Imports and Exports (1970-1997)
Logarithmic Scale



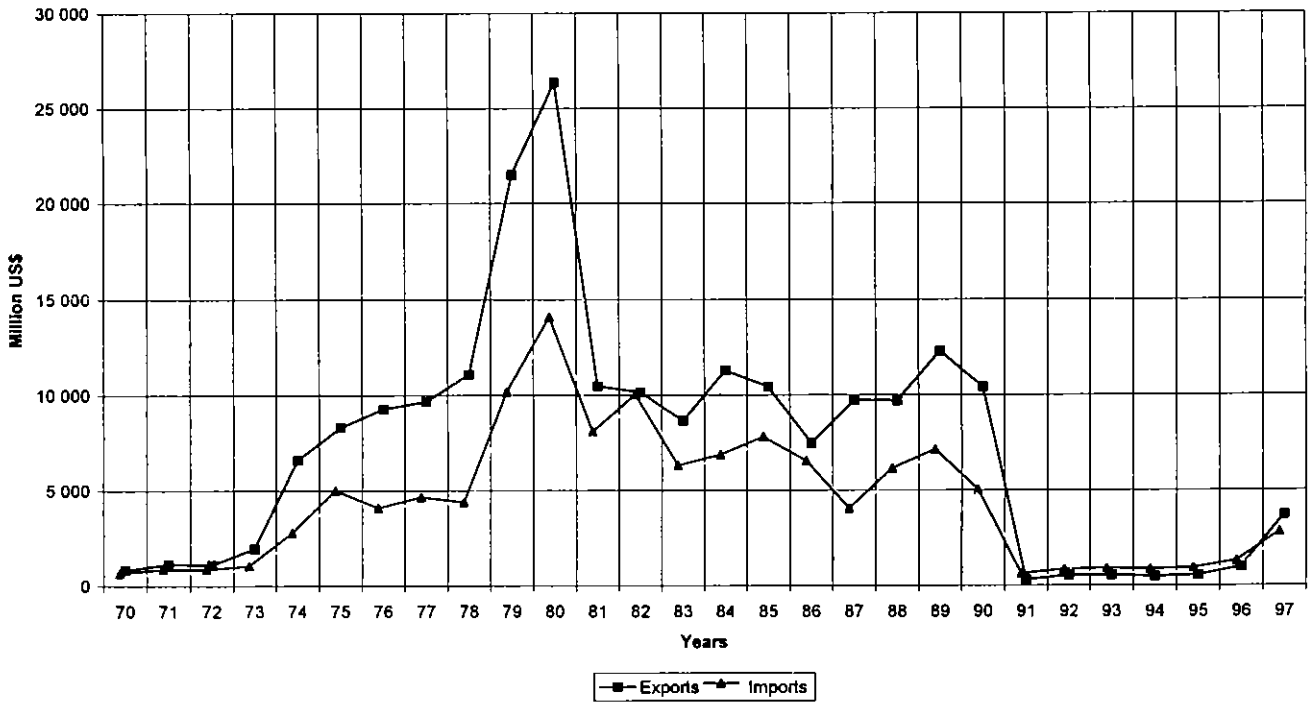
Egypt Imports and Exports (1970-1997)



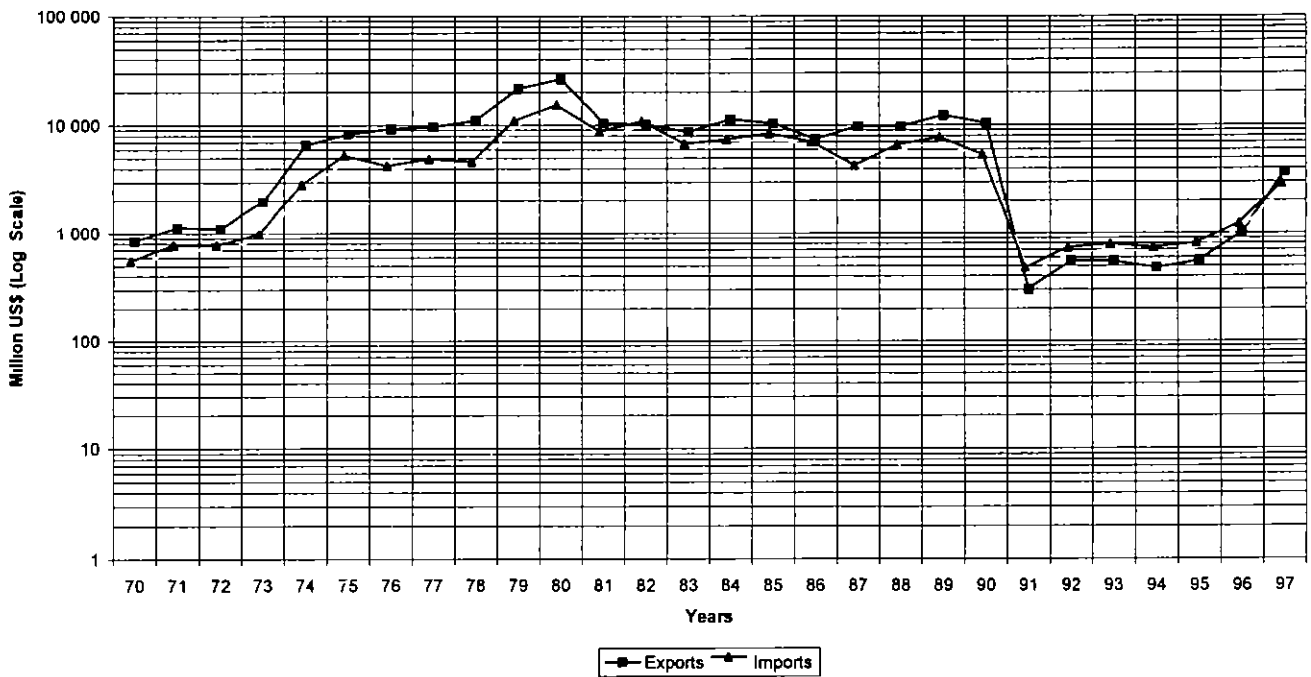
Egypt Imports and Exports (1970-1997)
Logarithmic Scale



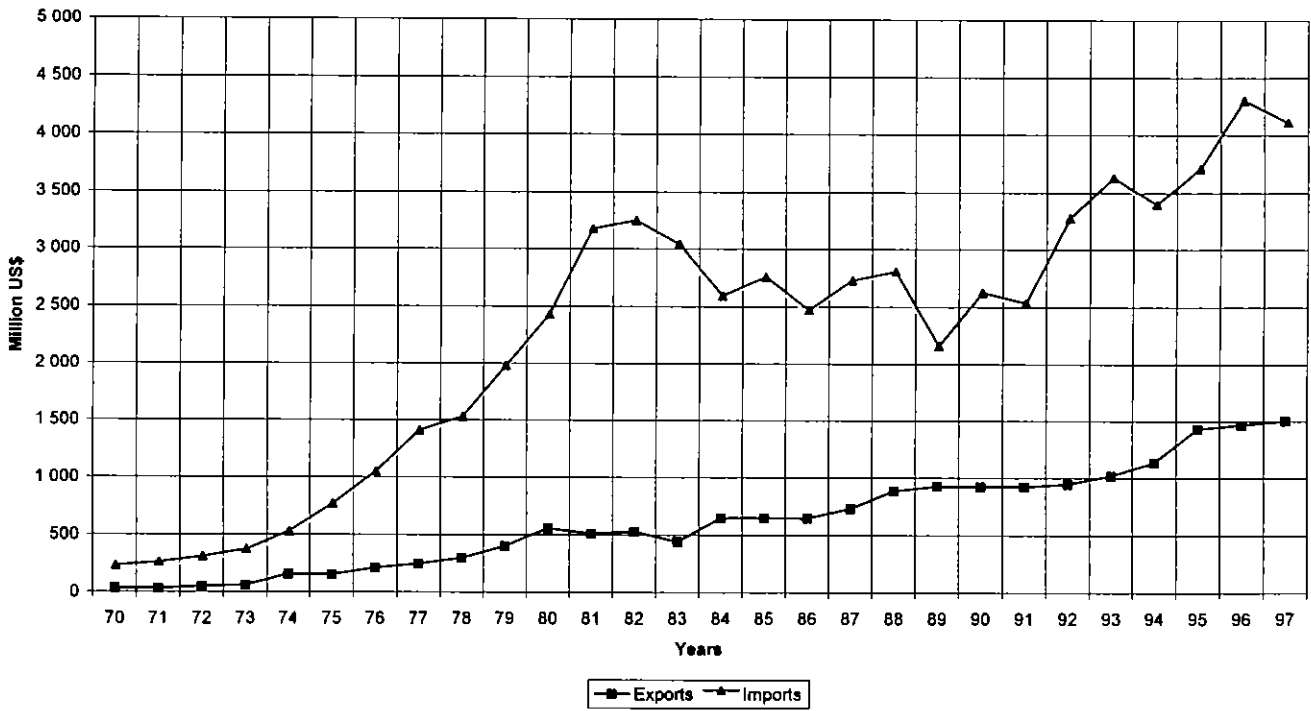
Iraq Imports and Exports (1970-1997)



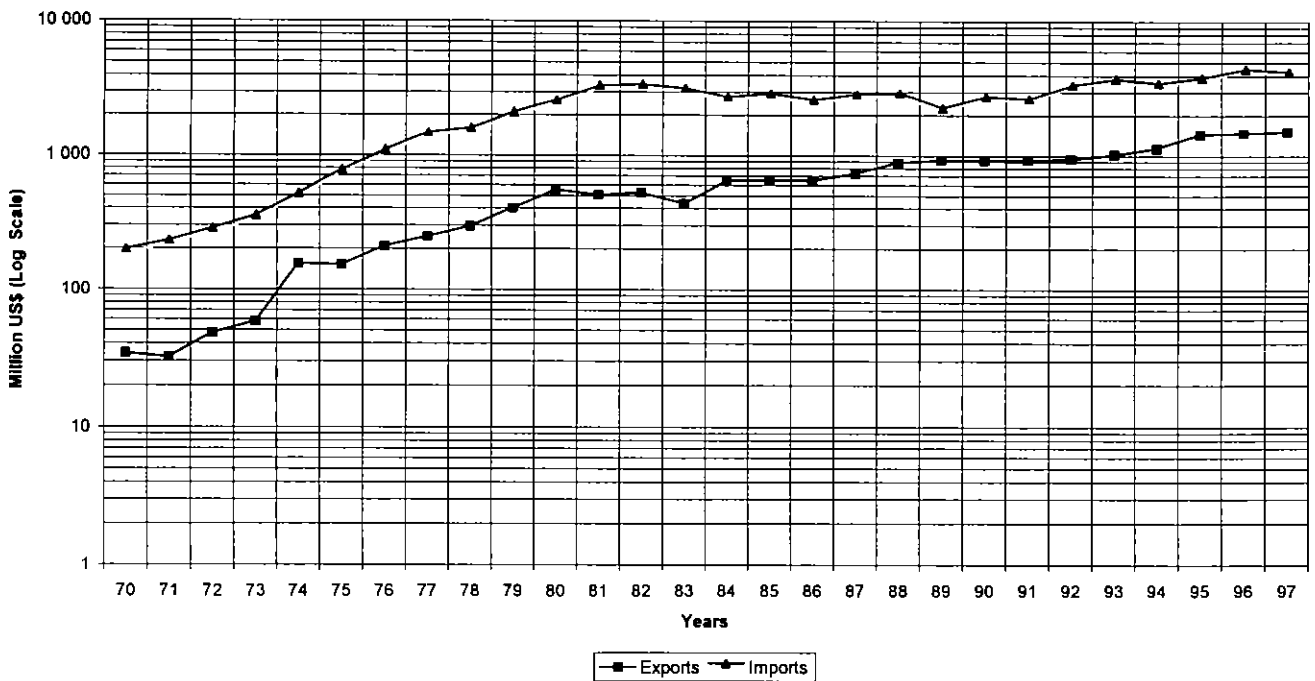
Iraq Imports and Exports (1970-1997)
Logarithmic Scale



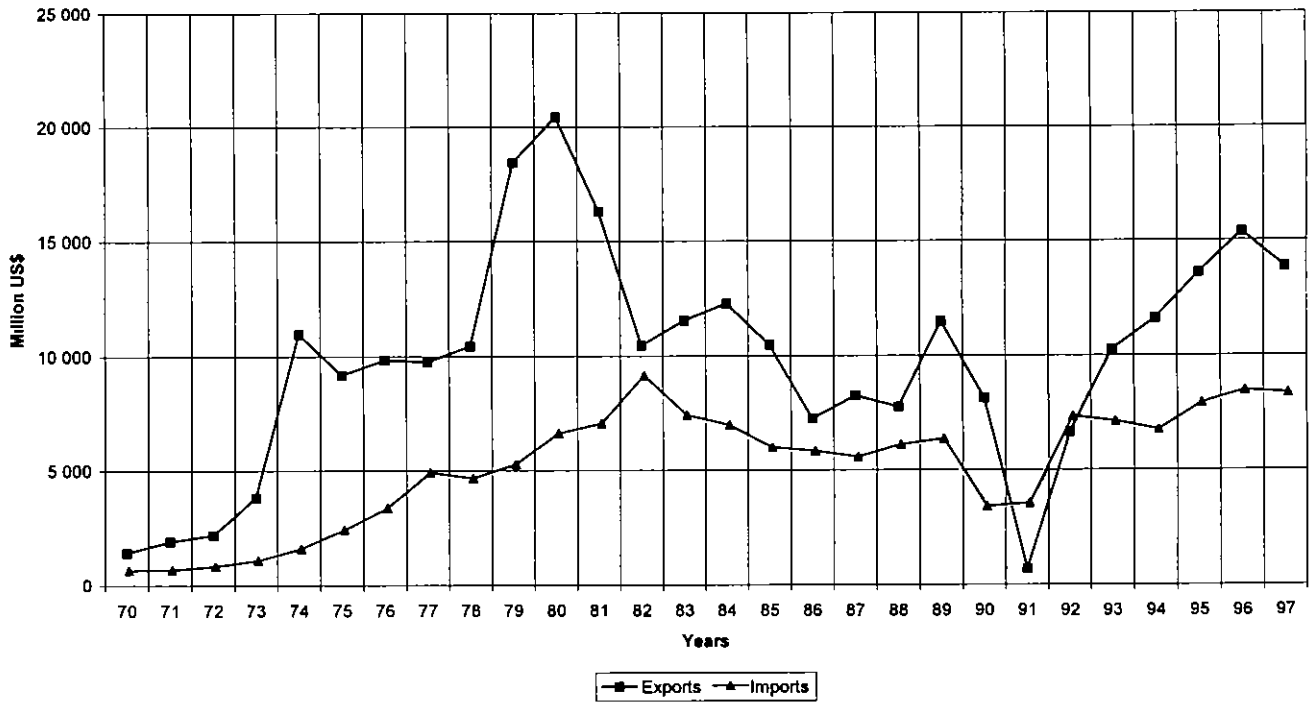
Jordan Imports and Exports (1970-1997)



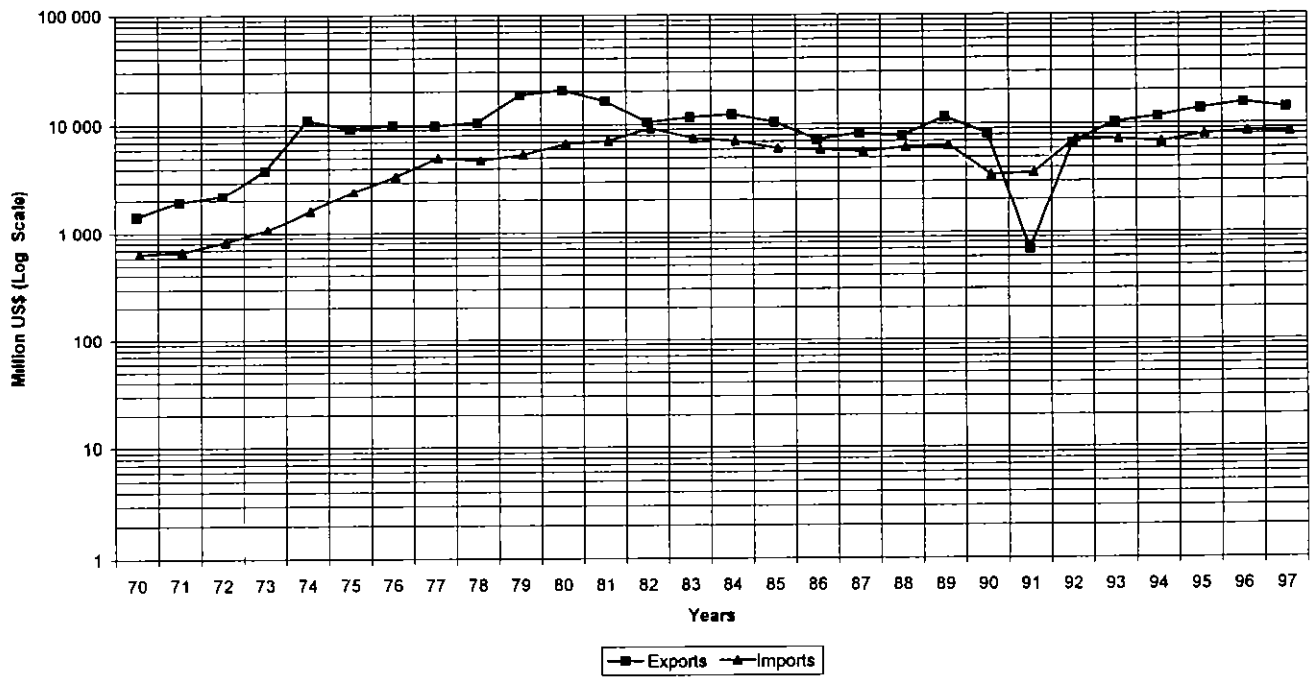
Jordan Imports and Exports (1970-1997)
Logarithmic Scale



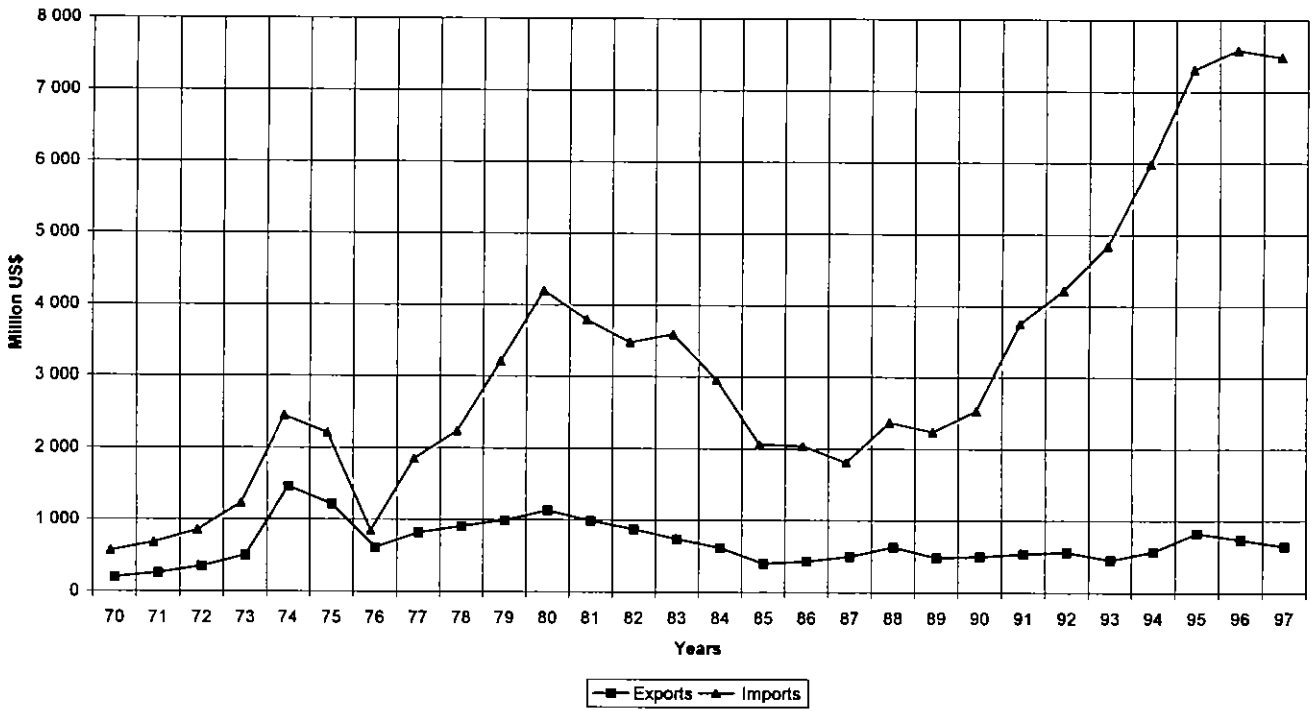
Kuwait Imports and Exports (1970-1997)



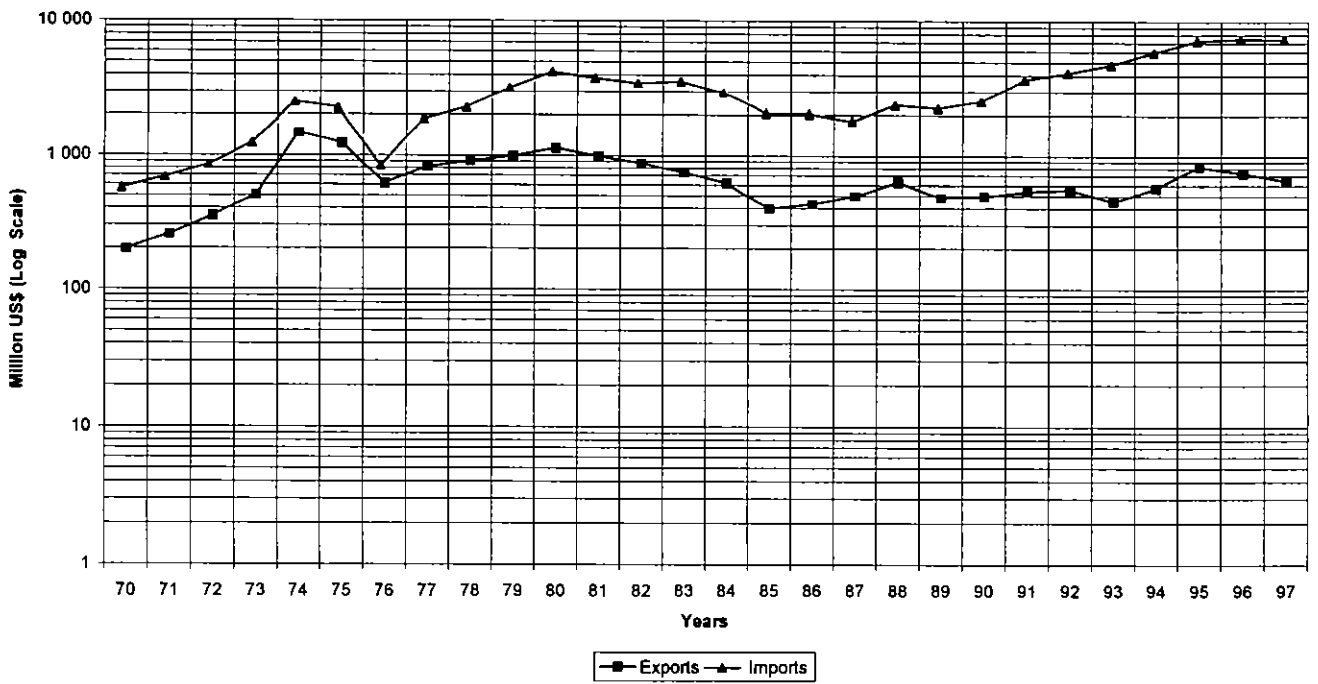
Kuwait Imports and Exports (1970-1997)
Logarithmic Scale



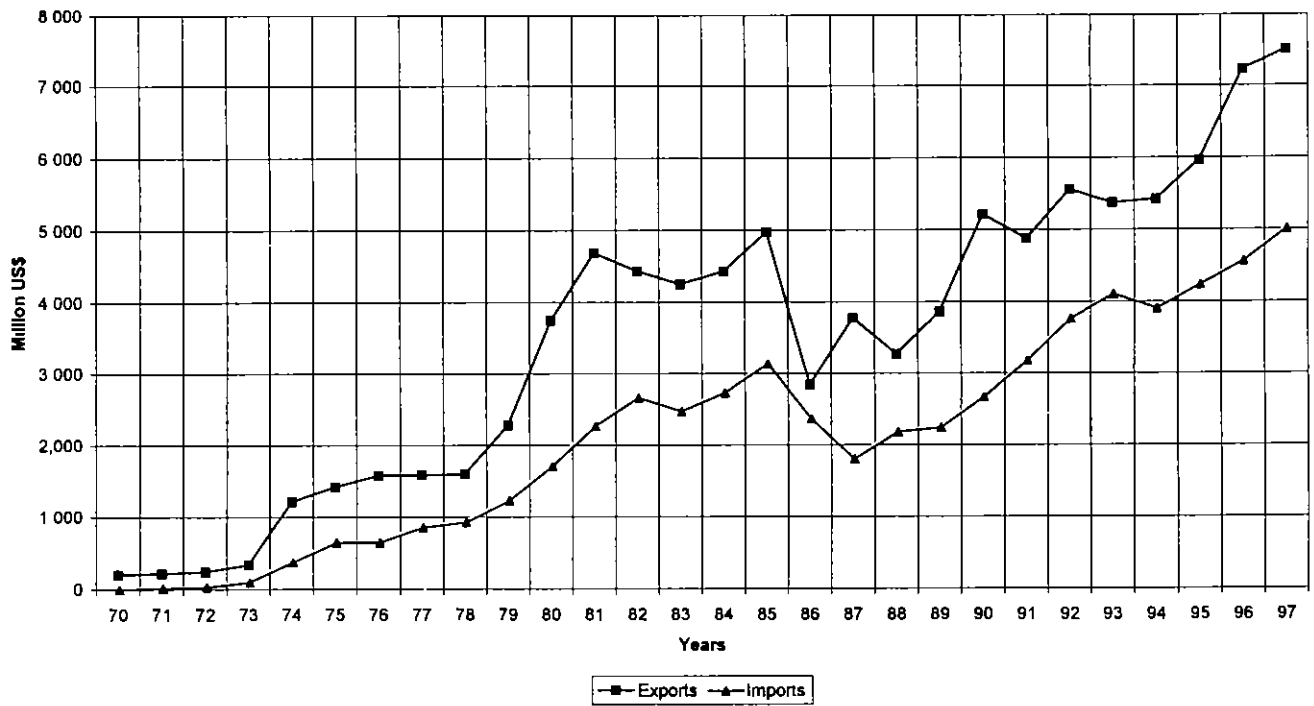
Lebanon Imports and Exports (1970-1997)



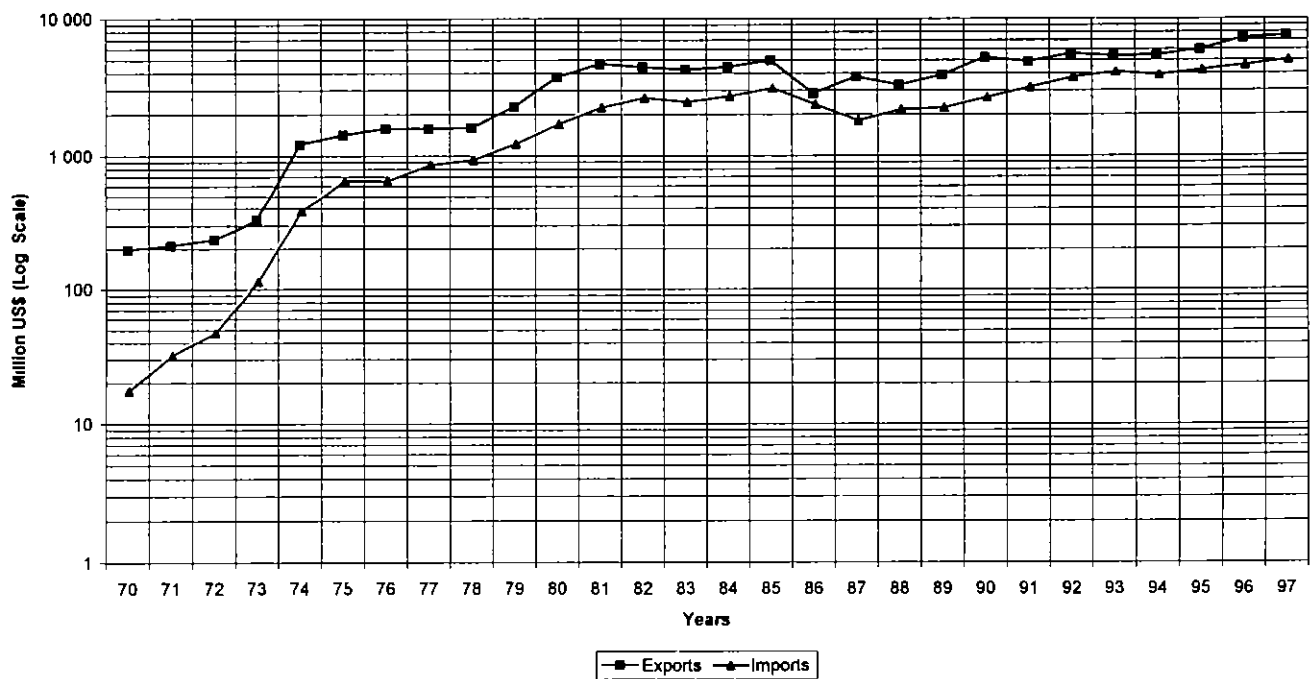
Lebanon Imports and Exports (1970-1997)
Logarithmic Scale



Oman Imports and Exports (1970-1997)



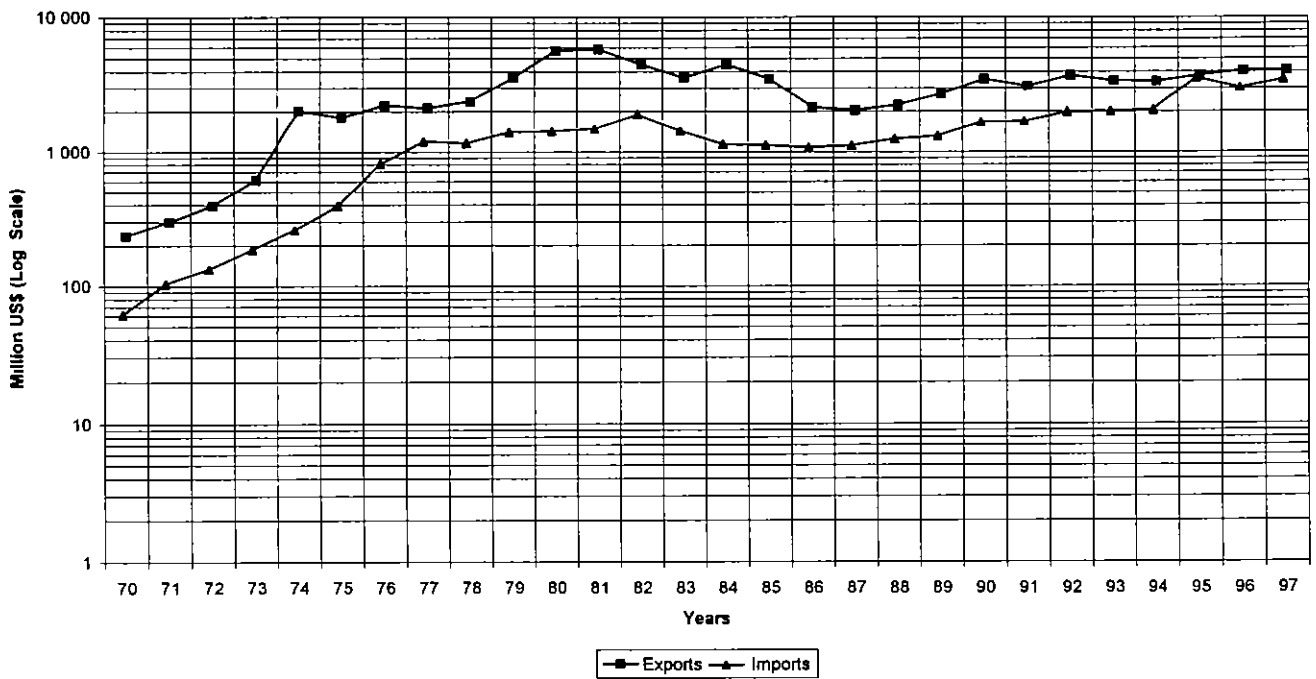
Oman Imports and Exports (1970-1997)
Logarithmic Scale



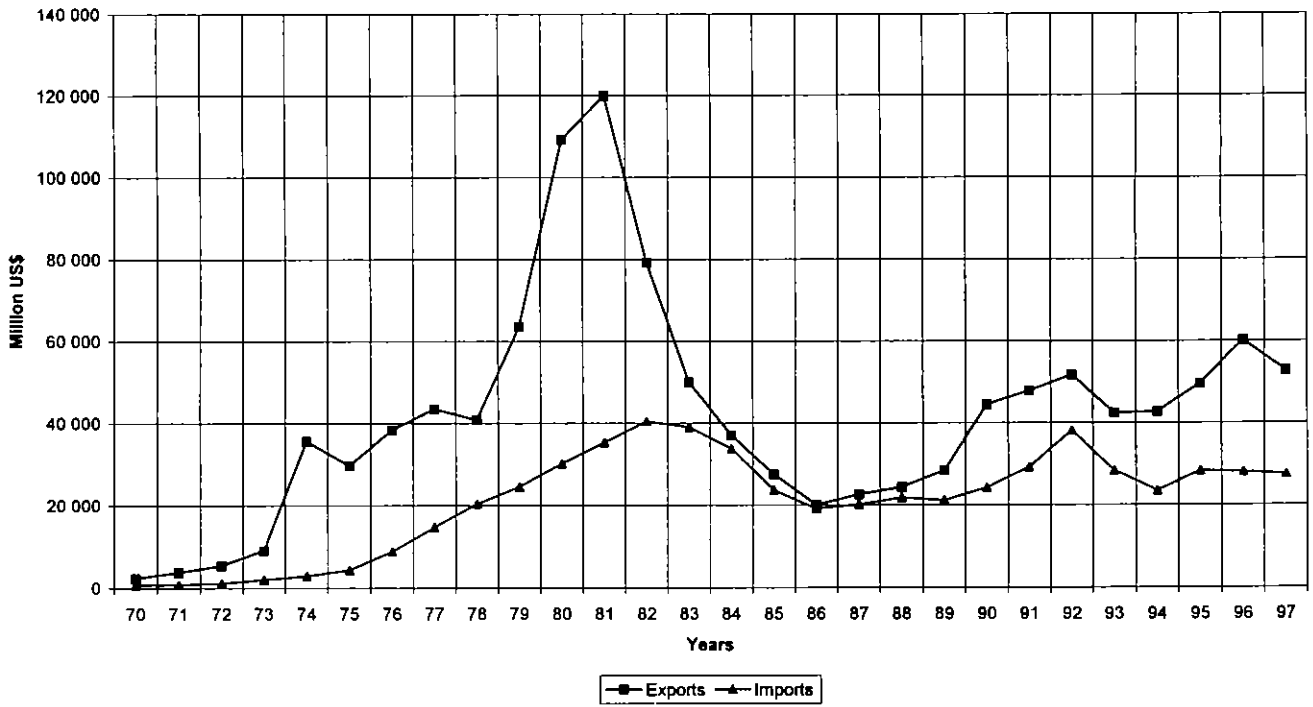
Qatar Imports and Exports (1970-1997)



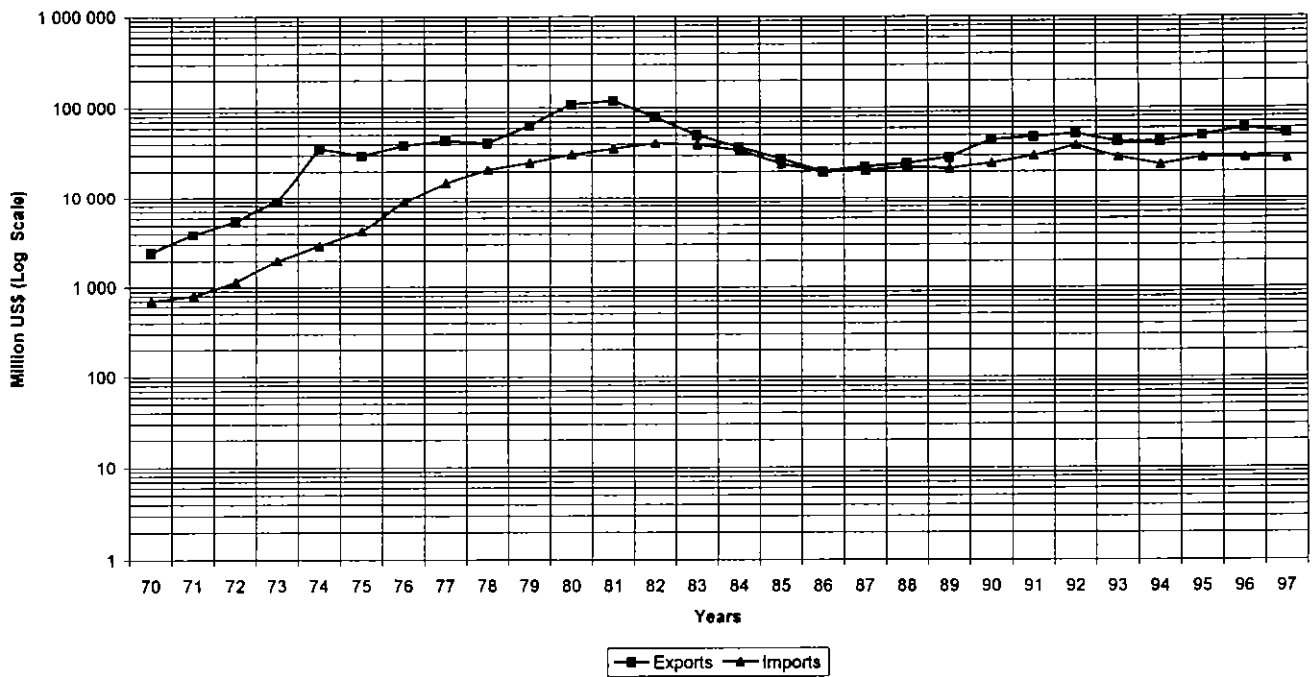
Qatar Imports and Exports (1970-1997)
Logarithmic Scale



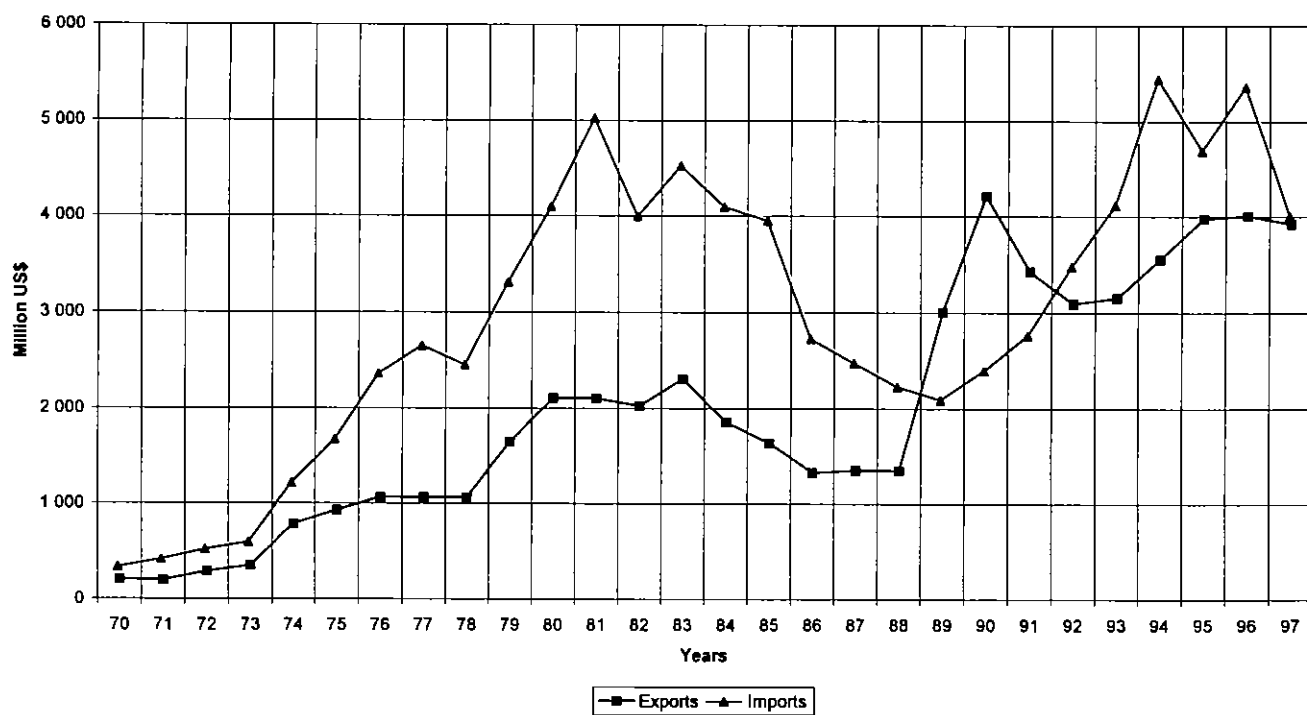
Saudi Arabia Imports and Exports (1970-1997)



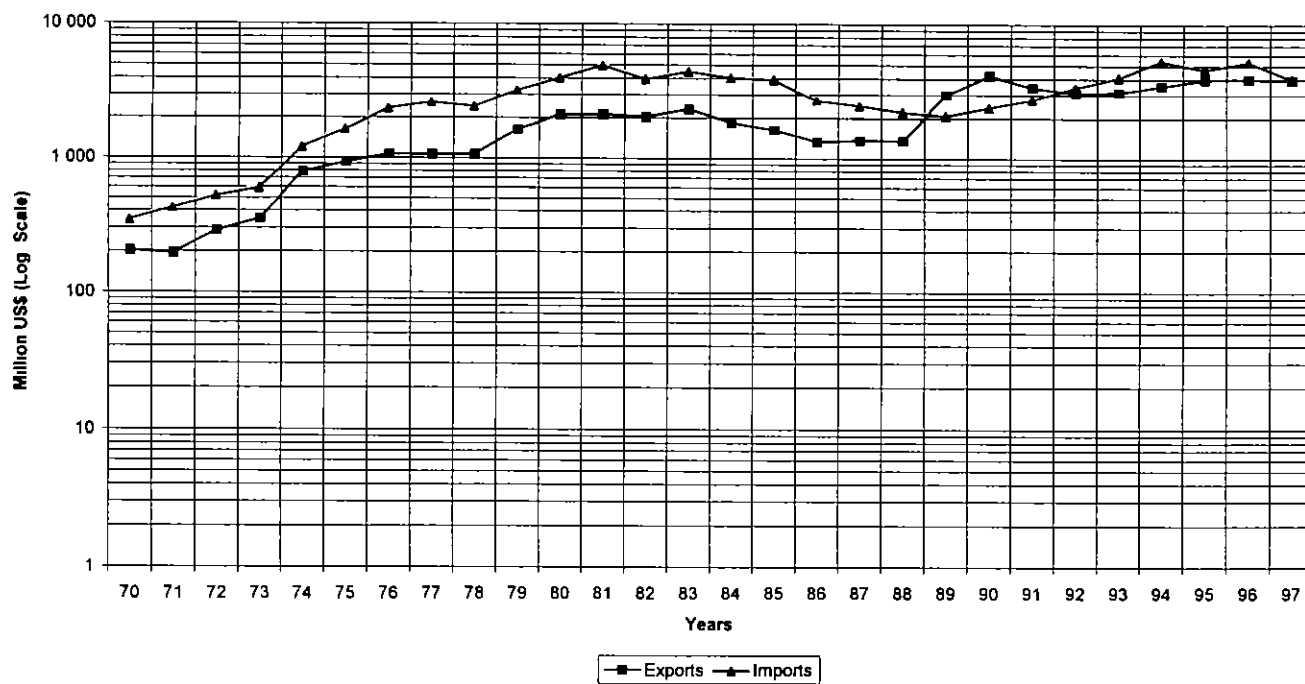
Saudi Arabia Imports and Exports (1970-1997)
Logarithmic Scale



Syria Imports and Exports (1970-1997)



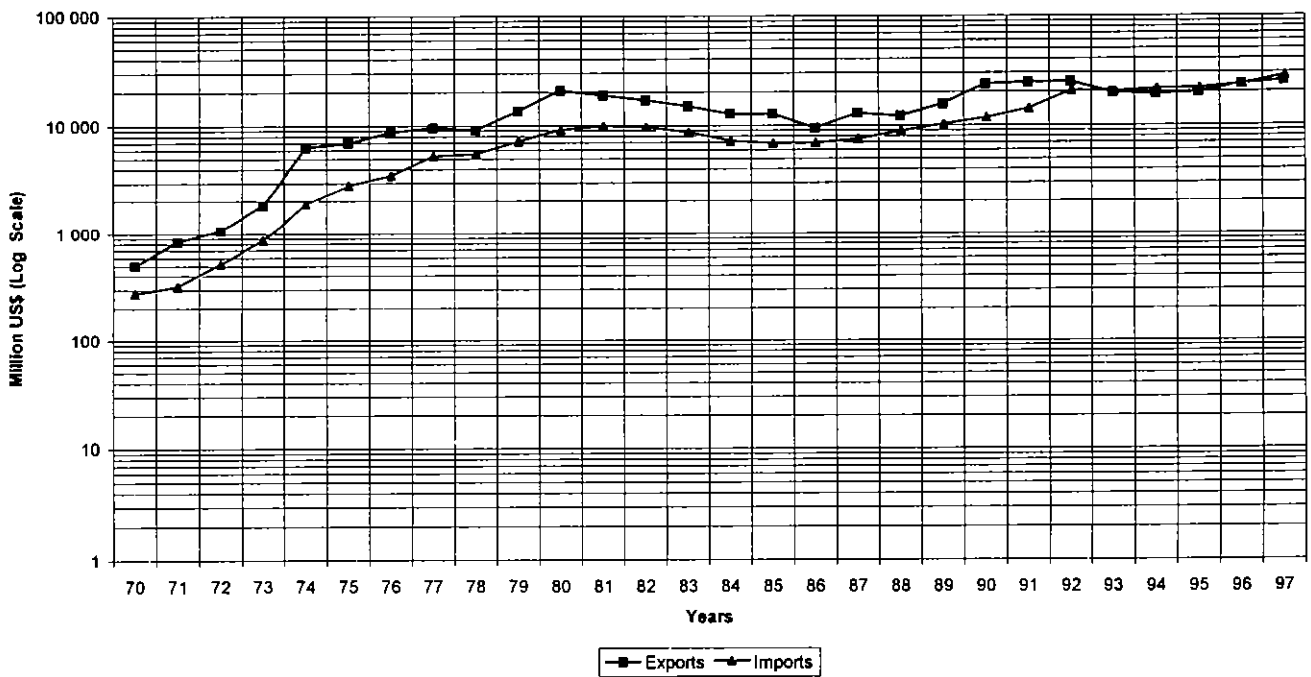
Syria Imports and Exports (1970-1997)
Logarithmic Scale



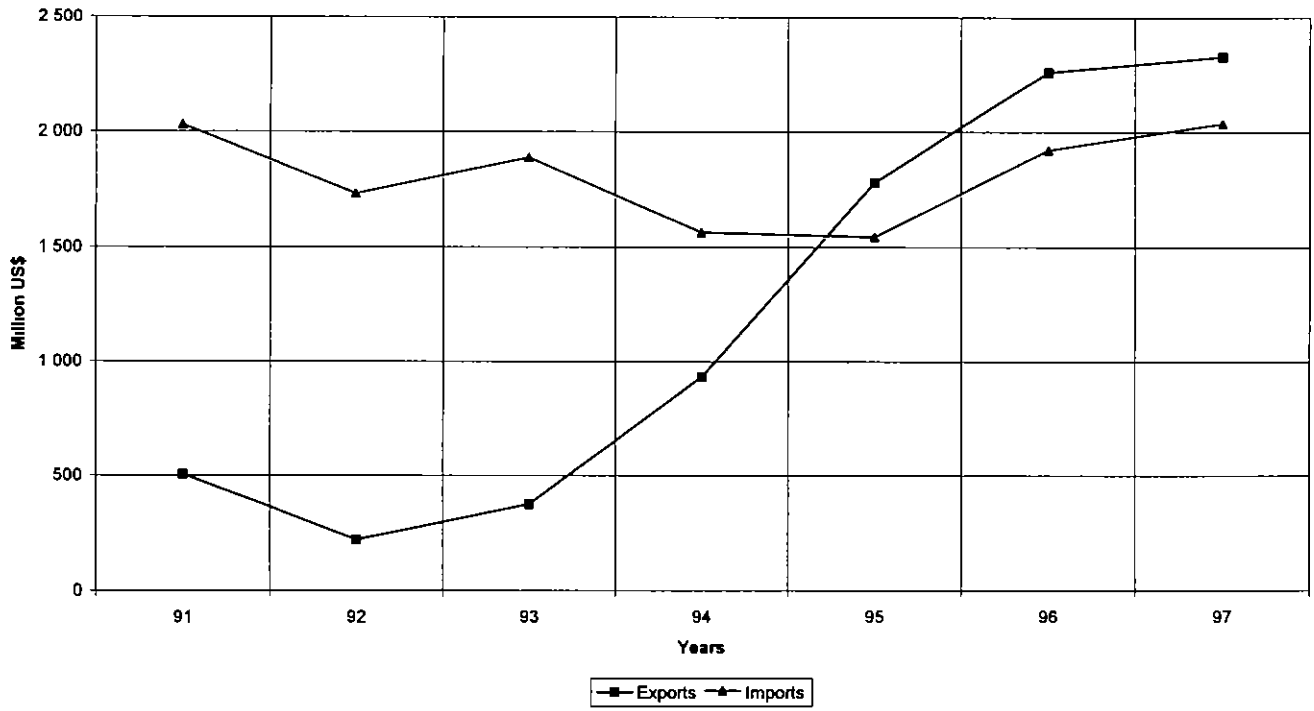
U A E Imports and Exports (1970-1997)



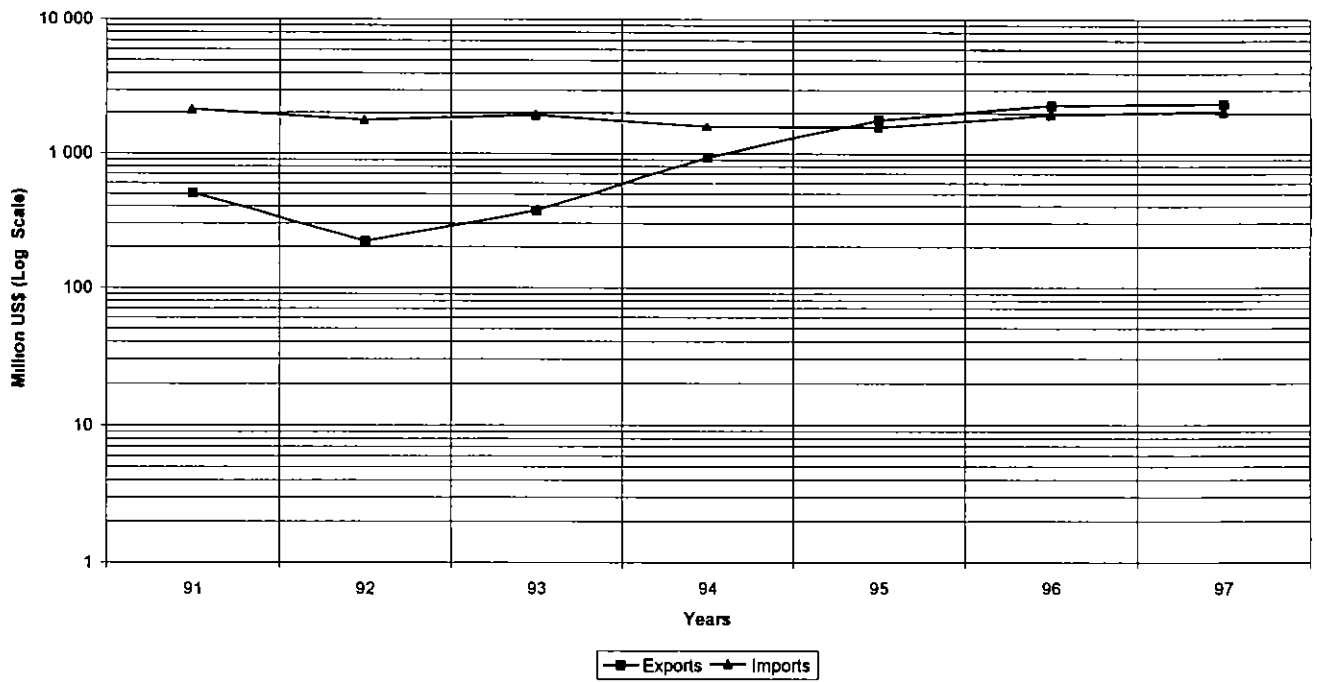
U A E Imports and Exports (1970-1997)
Logarithmic Scale



Yemen Imports and Exports (1991-1997)



Yemen Imports and Exports (1991-1997)
Logarithmic Scale



جدول رقم I-5

واردات دول الاسكوا (بما فيها النفط) حسب اقسام التصنيف الدولي للاعوام 1985-1997

Tables No. I-5

Imports of ESCWA Countries (Including Oil) by SITC Sections for the years 1985-1997

I-5

واردات دول الاسكوا بما فيها النفط حسب اقسام التصنيف الدولي

Imports of ESCWA Countries (Including Oil) by SITC Sections
1985

| Country | Section | مليون دولار امريكي | | | | | | | | | |
|--------------------|---------|--------------------|-------|---------|---------|-------|---------|----------|----------|---------|--------------------------|
| | | 0 | 1 | 2 | 3 | 4 | 5 | 6 | 7 | 8 | Total (Inc- Inding 9) |
| Bahrain | | 211.5 | 40.6 | 36.4 | 1,448.9 | 8.0 | 157.1 | 348.6 | 639.8 | 204.8 | 3,102.1 |
| Egypt | | 2,278.7 | 209.0 | 758.6 | 377.4 | 191.4 | 908.9 | 2,409.6 | 2,526.4 | 298.0 | 9,961.6 |
| Iraq | | 1,308.0 | 54.7 | 244.4 | 22.5 | 164.6 | 522.8 | 2,213.5 | 2,232.5 | 513.5 | 7,615.2 |
| Jordan | | 447.1 | 10.2 | 84.2 | 567.8 | 25.9 | 171.9 | 431.3 | 527.4 | 287.5 | 2,732.4 |
| Kuwait | | 894.5 | 85.0 | 72.6 | 41.1 | 26.7 | 365.9 | 1,200.8 | 2,489.4 | 763.9 | 5,934.0 |
| Lebanon | | | | | | | | | | | 2,054.8 |
| Oman | | 359.3 | 51.8 | 42.3 | 57.0 | 13.0 | 124.8 | 697.5 | 1,317.0 | 408.2 | 3,152.6 |
| Qatar | | 173.1 | 25.0 | 34.1 | 9.0 | 9.6 | 58.8 | 219.6 | 445.8 | 159.4 | 1,139.2 |
| Saudi Arabia | | 3,073.9 | 297.6 | 307.3 | 120.1 | 101.9 | 1,523.7 | 5,765.7 | 8,446.4 | 3,721.0 | 23,622.4 |
| Syria | | 677.1 | 4.9 | 134.5 | 1,162.3 | 60.7 | 375.3 | 699.1 | 745.6 | 85.1 | 3,967.0 |
| U A E | | 989.7 | 99.2 | 151.7 | 440.9 | 33.7 | 407.2 | 1,456.7 | 2,109.5 | 1,040.7 | 6,744.8 |
| Yemen | | | | | | | | | | | |
| Yemen A R (former) | | 422.2 | 34.8 | 56.5 | 99.8 | 29.7 | 135.6 | 279.6 | 344.3 | 73.3 | 1,481.2 |
| Dem Yemen (former) | | 205.0 | 8.7 | 16.8 | 105.7 | 26.6 | 31.6 | 114.6 | 153.2 | 35.6 | 698.0 |
| Total | | 11,040.1 | 921.5 | 1,939.4 | 4,452.5 | 691.8 | 4,783.6 | 15,836.6 | 21,977.3 | 7,591.0 | 72,205.3 |

I-5
 واردات دول الاسكوا بما فيها النفط حسب اقسام التصنيف الدولي
 Imports of ESCWA Countries (Including Oil) by SITC Sections
 1986

| Country | Section | مليون دولار امريكي | | | | | | | | | |
|--------------------|---------|--------------------|-------|---------|---------|-------|---------|----------|----------|---------|----------|
| | | 0 | 1 | 2 | 3 | 4 | 5 | 6 | 7 | 8 | 9 |
| Bahrain | | 201.1 | 40.7 | 25.8 | 1,016.2 | 6.9 | 131.4 | 284.0 | 500.8 | 189.9 | 2,405.3 |
| Egypt | | 2,617.1 | 191.1 | 644.6 | 394.7 | 609.7 | 1,078.3 | 2,618.0 | 2,952.0 | 394.7 | 11,502.0 |
| Iraq | | 987.5 | 21.2 | 96.1 | 18.3 | 29.3 | 476.8 | 1,722.2 | 2,530.5 | 466.9 | 6,357.6 |
| Jordan | | 473.7 | 19.2 | 82.1 | 333.2 | 26.9 | 214.2 | 403.3 | 505.1 | 228.5 | 2,445.0 |
| Kuwait | | 916.9 | 81.9 | 77.8 | 25.8 | 22.4 | 340.4 | 1,102.8 | 2,225.2 | 966.6 | 5,760.0 |
| Lebanon | | | | | | | | | | | 2,034.1 |
| Oman | | 337.8 | 44.0 | 31.2 | 68.4 | 6.0 | 111.1 | 457.0 | 981.3 | 279.1 | 2,384.1 |
| Qatar | | 189.5 | 25.9 | 35.3 | 9.6 | 5.7 | 62.3 | 208.2 | 407.2 | 150.3 | 1,098.8 |
| Saudi Arabia | | 2,807.0 | 249.5 | 266.0 | 50.2 | 80.2 | 1,517.8 | 4,297.3 | 659.5 | 3,062.7 | 19,112.7 |
| Syria | | 416.8 | 0.7 | 126.4 | 496.6 | 45.5 | 264.1 | 566.5 | 705.1 | 81.8 | 2,728.5 |
| U A E | | 1,085.8 | 101.1 | 120.1 | 322.0 | 33.5 | 454.4 | 1,475.0 | 2,079.5 | 1,092.1 | 6,776.8 |
| Yemen | | | | | | | | | | | |
| Yemen A R (former) | | 349.2 | 18.7 | 27.1 | 48.7 | 51.4 | 104.0 | 125.6 | 211.5 | 163.4 | 1,159.1 |
| Dem Yemen (former) | | 142.7 | 3.5 | 7.5 | 68.3 | 18.5 | 27.5 | 86.0 | 112.9 | 15.6 | 482.9 |
| Total | | 10,525.1 | 797.4 | 1,540.1 | 2,852.2 | 935.9 | 4,782.3 | 13,345.9 | 19,870.7 | 7,041.6 | 64,211.2 |

I-5

واردات دول الاسكوا بما فيها النفط حسب أقسام التصنيف الدولي

Imports of ESCWA Countries (Including Oil) by SITC Sections
1987

| Mn US \$ | Section | 0 | 1 | 2 | 3 | 4 | 5 | 6 | 7 | 8 | Total (Including 9) | القسم | البلد |
|----------|--------------------|-------|---------|---------|-------|----------|----------|---------|----------|--------------------------|--------------------------|-------|-------|
| 197 9 | Bahrain | 410 | 213 | 138 0 | 61 | 241 0 | 595 5 | 182 4 | 2,713 6 | البحرين | البحرين | | |
| 1,768 9 | Egypt | 102 5 | 503 0 | 210 7 | 167 8 | 1,499 7 | 2,162 3 | 257 1 | 7,596 2 | مصر | مصر | | |
| 1,019 6 | Iraq | 50 5 | 64 3 | 11 3 | 27 7 | 401 9 | 1,152 7 | 213 5 | 3,852 1 | العراق | العراق | | |
| 459 7 | Jordan | 23 6 | 102 4 | 460 8 | 23 6 | 270 7 | 481 8 | 258 9 | 2,702 7 | الأردن | الأردن | | |
| 964 3 | Kuwait | 75 1 | 94 5 | 80 1 | 20 8 | 396 9 | 1,852 8 | 902 9 | 5,497 4 | الكويت | الكويت | | |
| 339 4 | Lebanon | 11 7 | 23 4 | 54 4 | 7 3 | 312 6 | 664 0 | 205 2 | 1,804 1 | لبنان | لبنان | | |
| 194 0 | Oman | 21 8 | 30 7 | 8 9 | 6 6 | 194 8 | 457 9 | 139 9 | 1,134 1 | عمان | عمان | | |
| 2,975 9 | Qatar | 276 4 | 319 9 | 64 4 | 87 6 | 4,410 6 | 6,725 4 | 3,202 1 | 20,110 1 | قطر | قطر | | |
| 366 0 | Saudi Arabia | 1 4 | 51 2 | 492 3 | 37 9 | 518 7 | 623 9 | 71 9 | 2,481 4 | السعودية | السعودية | | |
| 1,197 2 | Syria | 111 1 | 132 4 | 288 2 | 41 4 | 1,561 7 | 2,210 0 | 1,211 9 | 7,297 1 | سوريا | سوريا | | |
| 280 1 | U A E | 21 6 | 11 0 | 25 1 | 18 9 | 198 5 | 194 7 | 55 1 | 887 3 | الإمارات العربية المتحدة | الإمارات العربية المتحدة | | |
| 123 3 | Yemen | 5 2 | 9 3 | 97 3 | 11 0 | 84 0 | 119 0 | 194 7 | 491 3 | اليمن | اليمن | | |
| 9,886 3 | Yemen A R (former) | 741 9 | 1,363 4 | 3,076 7 | 456 7 | 10,956 2 | 17,308 2 | 6,895 6 | 58,389 8 | اليمن السابق | اليمن السابق | | |
| | Dem Yemen (former) | | | | | | | | | | | | |
| | Total | | | | | | | | | | | | |

I-5

واردات دول الاسكوا بما فيها النفط حسب أقسام التصنيف الدولي

Imports of ESCWA Countries (Including Oil) by SITC Sections
1988

| Country | Section | مليون دولار أمريكي | | | | | | | | | |
|--------------------|---------|--------------------|-------|---------|---------|-------|---------|----------|----------|---------|---------------------|
| | | 0 | 1 | 2 | 3 | 4 | 5 | 6 | 7 | 8 | Total (Including 9) |
| Bahrain | | 218.4 | 42.6 | 31.1 | 1,022.3 | 7.2 | 169.2 | 297.3 | 526.6 | 202.1 | 2,593.4 |
| Egypt | | 2,025.9 | 94.5 | 664.0 | 221.1 | 156.0 | 1,132.5 | 1,780.3 | 2,316.0 | 265.4 | 8,657.2 |
| Iraq | | 207.7 | 84.6 | 104.8 | 27.7 | 28.0 | 539.2 | 1,358.8 | 1,436.0 | 297.8 | 5,957.2 |
| Jordan | | 471.2 | 18.5 | 102.5 | 430.1 | 29.7 | 273.9 | 482.7 | 637.0 | 202.5 | 2,786.9 |
| Kuwait | | 985.0 | 76.2 | 105.5 | 106.5 | 28.2 | 465.5 | 1,314.1 | 1,744.7 | 1,052.4 | 6,045.7 |
| Lebanon | | | | | | | | | | | 2,366.5 |
| Oman | | 374.8 | 40.8 | 37.7 | 33.8 | 9.4 | 134.5 | 426.3 | 736.0 | 264.8 | 2,201.3 |
| Qatar | | 218.1 | 20.1 | 38.7 | 9.3 | 7.0 | 81.8 | 239.1 | 500.2 | 153.0 | 1,267.4 |
| Saudi Arabia | | 2,988.8 | 292.4 | 436.0 | 61.7 | 64.4 | 1,971.4 | 5,047.7 | 7,491.8 | 3,166.6 | 21,784.0 |
| Syria | | 388.8 | 1.3 | 13.0 | 199.7 | 40.8 | 309.8 | 602.5 | 573.7 | 57.6 | 2,230.8 |
| U A E | | 1,223.3 | 122.3 | 172.7 | 243.5 | 39.5 | 609.4 | 1,948.5 | 2,754.5 | 1,504.7 | 8,659.6 |
| Yemen | | | | | | | | | | | |
| Yemen A R (former) | | 399.3 | 31.5 | 35.1 | 197.3 | 19.4 | 138.0 | 298.9 | 189.2 | 72.2 | 1,384.0 |
| Dem Yemen (former) | | 198.4 | 6.1 | 13.7 | 112.2 | 18.3 | 31.9 | 107.1 | 136.1 | 22.6 | 646.5 |
| Total | | 9,699.7 | 830.9 | 1,754.8 | 2,735.2 | 447.9 | 5,857.1 | 13,903.3 | 19,041.8 | 7,261.7 | 66,580.5 |

I-5

واردات دول الاسكوا بما فيها النفط حسب اقسام التصنيف الدولي

Imports of ESCWA Countries (Including Oil) by SITC Sections
1989

| Country | Section | Mn US \$ | | | | | | | | | | Total (Inc- uding 9) | البلد |
|--------------------|---------|----------|-------|---------|---------|-------|---------|----------|----------|---------|----------|--------------------------|-------|
| | | 0 | 1 | 2 | 3 | 4 | 5 | 6 | 7 | 8 | 9 | | |
| Bahrain | | 233 2 | 47 3 | 30 3 | 1,314 4 | 8 5 | 221 3 | 385 9 | 671 8 | 212 2 | 3,133 5 | البحرين | |
| Egypt | | 2,015 5 | 81 9 | 642 0 | 172 7 | 245 8 | 937 7 | 1,360 9 | 1,723 2 | 266 0 | 7,447 6 | مصر | |
| Iraq | | 1,667 2 | 126 4 | 271 1 | 28 9 | 9 6 | 659 8 | 2,003 9 | 1,740 8 | 437 9 | 6,953 1 | العراق | |
| Jordan | | 342 8 | 15 4 | 70 6 | 408 1 | 12 5 | 232 8 | 391 0 | 448 5 | 147 2 | 2,132 5 | الأردن | |
| Kuwait | | 1,091 8 | 85 2 | 85 9 | 60 7 | 35 1 | 474 4 | 1,385 9 | 1,861 3 | 1,095 9 | 6,302 3 | الكويت | |
| Lebanon | | | | | | | | | | | 2,235 1 | لبنان | |
| Oman | | 386 2 | 45 5 | 26 0 | 43 2 | 9 6 | 139 1 | 409 6 | 814 8 | 304 6 | 2,257 5 | عمان | |
| Qatar | | 199 9 | 21 3 | 50 1 | 10 4 | 8 9 | 79 5 | 317 5 | 490 7 | 147 6 | 1,326 0 | قطر | |
| Saudi Arabia | | 2,881 9 | 281 4 | 407 7 | 60 1 | 52 3 | 1,572 7 | 4,181 3 | 7,953 5 | 2,793 0 | 21,153 0 | السعودية | |
| Syria | | 492 0 | 5 3 | 73 6 | 123 0 | 28 0 | 350 6 | 578 7 | 370 2 | 55 0 | 2,097 5 | سوريا | |
| U A E | | 1,432 6 | 130 5 | 259 1 | 254 1 | 67 3 | 730 3 | 2,457 0 | 2,974 1 | 1,746 6 | 10,070 9 | الإمارات العربية المتحدة | |
| Yemen | | | | | | | | | | | | اليمن | |
| Yemen A R (former) | | 449 6 | 24 8 | 39 9 | 222 6 | 26 4 | 89 6 | 227 0 | 248 6 | 71 3 | 1,400 6 | C ع اليمنية سابقا | |
| Dem Yemen (former) | | 165 1 | 5 2 | 13 5 | 96 0 | 17 5 | 33 8 | 107 4 | 120 2 | 21 6 | 580 2 | اليمن الديمقراطية سابقا | |
| Total | | 11,357 8 | 870 2 | 1,969 8 | 2,794 2 | 521 5 | 5,521 6 | 13,806 1 | 19,417 7 | 7,298 9 | 67,089 8 | المجموع | |

1-5

واردات دول الإسكوا بما فيها النفط حسب أقسام التصنيف الدولي

Imports of ESCWA Countries (Including Oil) by SITC Sections

1990

| Country | Section | Mn US\$ | | | | | | | | | | Total (Including 9) | البلد | القسم |
|--------------------|---------|----------|-------|---------|---------|-------|---------|----------|----------|---------|----------|--------------------------|-------|-------|
| | | 0 | 1 | 2 | 3 | 4 | 5 | 6 | 7 | 8 | | | | |
| Bahrain | | 255.9 | 50.0 | 29.8 | 1,827.4 | 8.8 | 293.9 | 387.2 | 563.8 | 216.0 | 3,712.0 | البحرين | | |
| Egypt | | 2,547.3 | 102.6 | 805.3 | 245.5 | 223.8 | 188.0 | 1,719.8 | 2,099.8 | 293.5 | 9,202.5 | مصر | | |
| Iraq | | 1,346.3 | 91.0 | 77.2 | 20.9 | 7.4 | 427.3 | 1,120.9 | 1,463.0 | 273.0 | 4,831.5 | العراق | | |
| Jordan | | 609.1 | 14.8 | 65.1 | 470.7 | 33.0 | 286.8 | 452.0 | 493.4 | 138.9 | 2,602.7 | الأردن | | |
| Kuwait | | 500.4 | 45.7 | 46.7 | 23.4 | 13.2 | 244.2 | 739.1 | 1,101.1 | 567.4 | 3,352.5 | الكويت | | |
| Lebanon | | | | | | | | | | | 2,525.1 | لبنان | | |
| Oman | | 422.9 | 51.5 | 33.0 | 105.9 | 10.4 | 170.6 | 433.8 | 970.4 | 310.5 | 2,681.4 | عمان | | |
| Qatar | | 264.6 | 21.4 | 53.9 | 11.9 | 7.5 | 92.9 | 308.6 | 759.2 | 171.2 | 1,694.9 | قطر | | |
| Saudi Arabia | | 2,863.0 | 307.3 | 401.6 | 59.5 | 102.0 | 2,228.0 | 4,786.9 | 8,991.9 | 2,688.4 | 24,068.9 | السعودية | | |
| Syria | | 710.4 | 1.8 | 55.4 | 71.9 | 31.0 | 324.1 | 642.7 | 481.8 | 56.7 | 2,399.7 | سوريا | | |
| U A E | | 1,491.4 | 126.2 | 252.4 | 367.1 | 34.4 | 826.0 | 2,799.2 | 3,719.3 | 1,835.5 | 11,472.0 | الإمارات العربية المتحدة | | |
| Yemen | | | | | | | | | | | | اليمن | | |
| Yemen A R (former) | | 602.2 | 37.1 | 43.7 | 144.3 | 34.5 | 114.6 | 300.7 | 262.4 | 71.4 | 1,611.5 | ع أ اليمانية سابقا | | |
| Dem Yemen (former) | | | | | | | | | | | | اليمن الديمقراطي سابقا | | |
| Total | | 11,613.4 | 849.4 | 1,864.1 | 3,348.5 | 506.0 | 5,196.4 | 13,690.8 | 20,906.1 | 6,622.5 | 70,154.7 | المجموع | | |

I-5

واردات دول الاسكوا بما فيها النفط حسب اقسام التصنيف الدولي

Imports of ESCWA Countries (Including Oil) by SITC Sections

1991

| Country | Section | مليون دولار امريكي | | | | | | | | | |
|--------------|---------|--------------------|-------|---------|---------|-------|---------|----------|----------|---------|---------------------|
| | | 0 | 1 | 2 | 3 | 4 | 5 | 6 | 7 | 8 | Total (Including 9) |
| Bahrain | | 266.4 | 54.2 | 39.4 | 1,752.7 | 19.4 | 246.1 | 495.0 | 885.0 | 249.0 | 4,118.1 |
| Egypt | | 1,718.3 | 121.6 | 746.6 | 177.0 | 135.9 | 1,131.0 | 1,736.4 | 1,883.1 | 262.9 | 7,914.4 |
| Iraq | | | | | | | | | | | 426.0 |
| Jordan | | 613.4 | 14.0 | 86.5 | 363.4 | 34.8 | 321.3 | 481.5 | 439.2 | 158.0 | 2,512.0 |
| Kuwait | | 314.6 | 48.1 | 33.9 | 26.1 | 11.5 | 126.2 | 380.9 | 2,033.8 | 509.4 | 3,490.4 |
| Lebanon | | | | | | | | | | | 3,743.2 |
| Oman | | 445.0 | 128.5 | 36.9 | 54.9 | 13.8 | 192.7 | 557.5 | 1,336.8 | 331.3 | 3,189.3 |
| Qatar | | 261.3 | 21.5 | 52.2 | 12.0 | 9.0 | 106.8 | 327.7 | 730.0 | 199.2 | 1,720.5 |
| Saudi Arabia | | 3,196.2 | 389.3 | 517.0 | 78.2 | 125.0 | 2,508.0 | 5,720.0 | 11,759.0 | 3,315.0 | 29,073.7 |
| Syria | | 623.2 | 1.7 | 65.6 | 65.5 | 68.5 | 429.6 | 838.2 | 598.9 | 52.2 | 2,767.4 |
| U A E | | 1,516.9 | 130.5 | 321.6 | 287.5 | 66.6 | 943.3 | 3,440.4 | 4,810.3 | 2,339.3 | 13,881.3 |
| Yemen | | 557.3 | 35.5 | 74.8 | 329.3 | 31.9 | 145.5 | 407.5 | 344.7 | 98.0 | 2,024.5 |
| Total | | 9,512.6 | 944.8 | 1,974.5 | 3,146.5 | 516.3 | 6,150.4 | 14,385.0 | 24,820.7 | 7,514.2 | 74,860.7 |

I-5

واردات دول الاسكوا بما فيها النفط حسب أقسام التصنيف الدولي

Imports of ESCWA Countries (Including Oil) by SITC Sections

1992

| Country | Section | مليون دولار أمريكي | | | | | | | | | |
|--------------|---------|--------------------|-------|---------|---------|-------|---------|----------|----------|---------|---------------------|
| | | 0 | 1 | 2 | 3 | 4 | 5 | 6 | 7 | 8 | Total (Including 9) |
| Bahrain | | 279 1 | 61 6 | 34 3 | 1,553 0 | 29 6 | 289 1 | 504 0 | 1,152 6 | 305 8 | 4,212 0 |
| Egypt | | 2,003 3 | 155 0 | 685 8 | 115 6 | 264 4 | 1,079 2 | 1,501 3 | 2,172 7 | 313 9 | 8,293 1 |
| Iraq | | 611 9 | 13 7 | 67 0 | 446 3 | 55 3 | 361 2 | 654 4 | 799 8 | 247 3 | 3,256 8 |
| Jordan | | 864 3 | 72 8 | 59 7 | 34 2 | 31 4 | 365 0 | 1,241 1 | 3,181 5 | 1,349 0 | 7,259 1 |
| Lebanon | | 470 0 | 229 9 | 48 6 | 69 4 | 17 7 | 211 7 | 598 4 | 1,647 6 | 358 9 | 4,202 9 |
| Oman | | 255 1 | 24 2 | 63 1 | 13 9 | 10 6 | 127 1 | 366 5 | 888 4 | 266 4 | 2,015 3 |
| Qatar | | 3,188 3 | 112 7 | 593 3 | 46 7 | 143 9 | 2,588 8 | 6,354 6 | 15,054 2 | 3,636 3 | 37,933 0 |
| Saudi Arabia | | 563 0 | 4 7 | 115 2 | 135 4 | 82 0 | 446 2 | 927 0 | 1,091 6 | 97 2 | 3,489 1 |
| Syria | | 2,021 4 | 181 9 | 343 6 | 303 2 | 60 6 | 1,273 5 | 5,013 1 | 7,620 7 | 3,315 1 | 20,214 0 |
| U A E | | 485 3 | 32 9 | 62 2 | 104 6 | 37 0 | 114 6 | 417 6 | 376 3 | 94 7 | 1,724 6 |
| Yemen | | 10,741 5 | 889 2 | 2,072 8 | 2,822 2 | 732 5 | 6,856 2 | 17,577 9 | 33,985 4 | 9,984 6 | 97,021 0 |
| Total | | | | | | | | | | | |

I-5

واردات دول الإسكوا بما فيها النفط حسب أقسام التصنيف الدولي

Imports of ESCWA Countries (Including Oil) by SITC Sections
1993

| Country | Section | مليون دولار أمريكي | | | | | | | | | |
|--------------|---------|--------------------|---------|---------|---------|-------|---------|----------|----------|---------|--------------------------|
| | | 0 | 1 | 2 | 3 | 4 | 5 | 6 | 7 | 8 | Total (Inc- luding 9) |
| Bahrain | | 298.7 | 57.2 | 40.4 | 1,429.3 | 31.6 | 356.7 | 510.9 | 786.4 | 297.6 | 3,825.0 |
| Egypt | | 1,606.4 | 144.1 | 687.2 | 139.1 | 175.8 | 1,066.4 | 1,519.3 | 2,536.1 | 312.1 | 8,187.8 |
| Iraq | | | | | | | | | | | 700.0 |
| Jordan | | 641.1 | 14.2 | 81.8 | 463.8 | 62.8 | 366.2 | 746.6 | 973.7 | 220.1 | 3,615.0 |
| Kuwait | | 935.9 | 96.6 | 90.0 | 31.5 | 26.3 | 438.3 | 1,315.4 | 2,992.4 | 1,061.9 | 7,042.1 |
| Lebanon | | 586.3 | 385.7 | 576.6 | - | 36.1 | 471.3 | 998.6 | 1,577.1 | 184.9 | 4,821.4 |
| Oman | | 486.5 | 243.6 | 84.6 | 123.2 | 21.2 | 248.7 | 613.0 | 1,778.7 | 254.8 | 4,114.0 |
| Qatar | | 263.0 | 26.1 | 51.9 | 12.8 | 10.3 | 160.2 | 392.9 | 866.6 | 261.1 | 2,045.9 |
| Saudi Arabia | | 2,753.8 | 64.4 | 765.0 | 48.6 | 104.1 | 2,392.5 | 6,062.5 | 11,816.8 | 3,408.3 | 28,201.9 |
| Syria | | 630.7 | 20.2 | 117.5 | 179.4 | 95.2 | 452.1 | 1,081.9 | 1,409.0 | 98.4 | 4,130.6 |
| U A E | | 1,859.7 | 161.6 | 364.1 | 260.0 | 65.1 | 1,140.8 | 4,935.3 | 7,413.7 | 3,323.7 | 19,744.7 |
| Yemen | | 492.1 | 33.4 | 60.4 | 125.4 | 41.7 | 141.3 | 448.2 | 425.7 | 113.7 | 1,882.4 |
| Total | | 10,554.1 | 1,247.1 | 2,919.6 | 2,813.1 | 670.2 | 7,234.5 | 18,624.5 | 32,576.2 | 9,536.5 | 88,310.7 |

I-5

واردات دول الاسكوا بما فيها النفط حسب اقسام التصنيف الدولي

Imports of ESCWA Countries (Including Oil) by SITC Sections
1994

| Mn US \$ | Section | 0 | 1 | 2 | 3 | 4 | 5 | 6 | 7 | 8 | Total (Inc- luding 9) | القسم | البلد |
|----------|--------------|---------|---------|---------|---------|---------|----------|----------|---------|----------|--------------------------|----------|--------------------------|
| 296.8 | Bahrain | 59.3 | 53.7 | 1,246.8 | 31.4 | 322.3 | 563.3 | 806.1 | 286.7 | 3,736.7 | 286.7 | 3,736.7 | البحرين |
| 2,264.9 | Egypt | 146.6 | 717.0 | 1,172.8 | 1,814.9 | 1,814.9 | 1,814.9 | 2,787.4 | 357.7 | 9,592.1 | 357.7 | 9,592.1 | مصر |
| 586.5 | Iraq | 19.9 | 102.5 | 430.4 | 118.1 | 400.7 | 618.7 | 859.5 | 217.1 | 3,382.4 | 650.0 | 3,382.4 | العراق |
| 991.0 | Jordan | 106.9 | 103.7 | 43.6 | 29.4 | 492.2 | 1,288.7 | 2,548.0 | 1,042.8 | 6,680.4 | 1,042.8 | 6,680.4 | الأردن |
| 655.5 | Lebanon | 485.5 | 599.6 | 39.3 | 25.2 | 236.2 | 560.0 | 1,670.0 | 405.2 | 3,914.4 | 235.5 | 5,963.3 | لبنان |
| 502.7 | Oman | 277.7 | 71.4 | 13.4 | 11.1 | 145.5 | 453.4 | 827.9 | 259.0 | 2,085.6 | 259.0 | 2,085.6 | عمان |
| 2,707.5 | Qatar | 116.9 | 520.8 | 47.8 | 119.8 | 2,008.1 | 4,797.2 | 9,355.1 | 2,766.0 | 23,342.6 | 2,766.0 | 23,342.6 | قطر |
| 802.6 | Saudi Arabia | 55.3 | 155.1 | 89.0 | 89.9 | 461.3 | 1,516.6 | 2,029.5 | 158.9 | 5,455.5 | 158.9 | 5,455.5 | السعودية |
| 1,955.2 | Syria | 147.2 | 378.4 | 273.3 | 84.1 | 1,303.5 | 4,961.7 | 8,409.6 | 3,258.7 | 21,024.1 | 3,258.7 | 21,024.1 | سوريا |
| 450.3 | U A E | 32.7 | 41.4 | 236.3 | 26.4 | 107.8 | 296.3 | 285.5 | 80.0 | 1,556.6 | 80.0 | 1,556.6 | الإمارات العربية المتحدة |
| 11,488.8 | Yemen | 1,449.6 | 2,840.1 | 2,557.1 | 778.6 | 7,257.5 | 18,049.2 | 31,725.8 | 9,067.7 | 87,383.7 | 9,067.7 | 87,383.7 | اليمن |
| | Total | | | | | | | | | | | | المجموع |

1-5

واردات دول الامسكوا بما فيها النفط حسب اقسام التصنيف الدولي

Imports of ESCWA Countries (Including Oil) by SITC Sections
1995

| Country | Section | Mn US \$ | | | | | | | | | Total (Including 9) | القسم | البلد |
|--------------|---------|----------|---------|---------|---------|---------|---------|----------|----------|---------|---------------------|--------------------------|-------|
| | | 0 | 1 | 2 | 3 | 4 | 5 | 6 | 7 | 8 | | | |
| Bahrain | | 343.9 | 64.1 | 183.6 | 1,219.6 | 42.7 | 208.6 | 564.0 | 619.7 | 286.7 | 3,550.0 | التحريين | |
| Egypt | | 2,611.8 | 143.2 | 1,057.5 | 144.2 | 510.0 | 1,530.7 | 2,371.5 | 2,935.5 | 433.5 | 11,738.9 | مصر | |
| Iraq | | | | | | | | | | | 720.0 | العراق | |
| Jordan | | 593.9 | 15.2 | 174.2 | 477.1 | 135.8 | 478.9 | 1,154.4 | 618.3 | 48.6 | 3,696.2 | الاردن | |
| Kuwait | | 1,070.6 | 94.3 | 121.7 | 41.4 | 47.9 | 572.7 | 1,532.6 | 3,233.1 | 1,096.9 | 7,839.5 | الكويت | |
| Lebanon | | 760.6 | 573.0 | 400.0 | 64.2 | 67.0 | 486.5 | 2,737.0 | 1,968.1 | 165.4 | 7,292.1 | لبنان | |
| Oman | | 572.7 | 228.4 | 116.0 | 64.2 | 35.4 | 281.4 | 655.9 | 1,672.3 | 434.1 | 4,248.4 | عمان | |
| Qatar | | 295.1 | 32.8 | 80.8 | 16.2 | 15.7 | 185.5 | 974.6 | 1,775.8 | 289.8 | 3,676.9 | قطر | |
| Saudi Arabia | | 4,024.8 | 243.5 | 555.7 | 60.9 | 232.8 | 2,708.4 | 5,917.0 | 10,001.3 | 3,208.3 | 28,087.3 | السعودية | |
| Syria | | 641.4 | 30.0 | 194.1 | 51.0 | 96.5 | 478.9 | 1,495.0 | 1,483.0 | 135.4 | 4,698.3 | سوريا | |
| U A E | | 339.8 | 32.4 | 43.8 | 121.3 | 68.7 | 126.3 | 353.3 | 355.2 | 96.7 | 21,375.1 | الإمارات العربية المتحدة | |
| Yemen | | | | | | | | | | | 1,537.8 | اليمن | |
| Total | | 11,254.6 | 1,456.8 | 2,927.4 | 2,195.9 | 1,252.4 | 7,057.9 | 17,755.3 | 24,662.2 | 6,195.4 | 98,460.6 | المجموع | |

I-5

واردات دول الامسكوا بما فيها النفط حسب اقسام التصنيف الدولي

Imports of ESCWA Countries (Including Oil) by SITC Sections
1996

| Country | Section | مليون دولار امريكي | | | | | | | | Total (Inc- luding 9) | البلد | |
|--------------|---------|--------------------|---------|---------|---------|---------|---------|----------|----------|--------------------------|-----------|--------------------------|
| | | 0 | 1 | 2 | 3 | 4 | 5 | 6 | 7 | | | 8 |
| Bahrain | | 372.3 | 66.2 | 242.3 | 1,855.1 | 37.1 | 212.5 | 545.5 | 640.6 | 295.6 | 4,272.8 | البحرين |
| Egypt | | 3,062.7 | 1,74.7 | 1,144.7 | 1,87.9 | 513.9 | 1,620.2 | 2,585.7 | 3,319.8 | 428.6 | 13,038.2 | مصر |
| Iraq | | 967.4 | 17.0 | 130.7 | 525.4 | 103.9 | 464.1 | 722.9 | 1,114.0 | 220.2 | 4,292.7 | العراق |
| Jordan | | 1,174.0 | 93.1 | 114.9 | 49.9 | 40.9 | 605.4 | 1,658.6 | 3,481.3 | 1,080.6 | 8,374.0 | الأردن |
| Kuwait | | 1,170.1 | 253.6 | 208.0 | 619.7 | 62.0 | 646.9 | 1,390.6 | 2,251.7 | 823.6 | 7,559.0 | الكويت |
| Lebanon | | 584.7 | 193.2 | 102.0 | 46.8 | 24.2 | 298.3 | 746.9 | 1,900.1 | 453.3 | 4,577.6 | لبنان |
| Oman | | 291.4 | 30.7 | 76.3 | 14.6 | 14.5 | 206.8 | 807.0 | 1,399.6 | 261.9 | 3,103.7 | عمان |
| Qatar | | 4,320.2 | 187.7 | 567.7 | 52.1 | 205.3 | 2,614.2 | 5,577.6 | 9,857.4 | 3,180.8 | 27,765.3 | قطر |
| Saudi Arabia | | 655.5 | 30.4 | 168.8 | 96.1 | 105.9 | 644.3 | 1,706.0 | 1,700.6 | 124.3 | 5,367.6 | السعودية |
| Syria | | 571.3 | 37.7 | 51.5 | 188.0 | 57.6 | 154.4 | 338.9 | 423.1 | 95.0 | 23,163.8 | سوريا |
| U A E | | 13,169.5 | 1,084.3 | 2,806.8 | 3,635.6 | 1,165.3 | 7,467.1 | 16,079.6 | 26,088.3 | 6,963.9 | 104,533.3 | الإمارات العربية المتحدة |
| Yemen | | | | | | | | | | | 1,918.6 | اليمن |
| Total | | | | | | | | | | | | المجموع |

I-5

واردات دول الاسكوا بما فيها النفط حسب اقسام التصنيف الدولي

Imports of ESCWA Countries (Including Oil) by SITC Sections
1997

| Country | Section | Mn US \$ | | | | | | | | | Total (Including 9) | القسم | البلد |
|--------------|---------|----------|-------|---------|---------|-------|---------|----------|----------|---------|---------------------|--------------------------|-------|
| | | 0 | 1 | 2 | 3 | 4 | 5 | 6 | 7 | 8 | | | |
| Bahrain | | 356 8 | 63 9 | 55 2 | 1,473 7 | 21 0 | 400 8 | 615 9 | 736 3 | 292 6 | 4,024 7 | الدوليين | |
| Egypt | | 2,698 8 | 166 4 | 1,119 8 | 238 2 | 484 4 | 1,754 2 | 2,553 8 | 3,561 5 | 518 2 | 13,210 0 | مصر | |
| Iraq | | | | | | | | | | | 2,600 0 | العراق | |
| Jordan | | 761 0 | 23 2 | 120 4 | 540 8 | 136 6 | 477 4 | 624 9 | 1,146 9 | 210 9 | 4,103 2 | الأردن | |
| Kuwait | | 1,129 4 | 87 1 | 107 9 | 43 9 | 43 1 | 690 1 | 1,658 8 | 3,181 8 | 1,163 8 | 8,250 5 | الكويت | |
| Lebanon | | 1,122 7 | 242 3 | 216 2 | 608 4 | 57 0 | 660 2 | 1,321 6 | 1,908 5 | 827 2 | 7,455 0 | لبنان | |
| Oman | | 587 0 | 186 7 | 107 9 | 105 9 | 26 0 | 307 9 | 889 7 | 2,152 4 | 512 6 | 5,026 0 | عمان | |
| Qatar | | 320 6 | 28 5 | 89 0 | 21 9 | 13 5 | 194 2 | 813 7 | 1,820 1 | 289 2 | 3,594 5 | قطر | |
| Saudi Arabia | | | | | | | | | | | 27,260 0 | السعودية | |
| Syria | | 654 3 | 19 4 | 159 4 | 170 2 | 106 2 | 555 9 | 1,209 0 | 922 7 | 102 9 | 4,018 8 | سوريا | |
| U A E | | 580 7 | 36 1 | 52 2 | 225 6 | 73 8 | 168 1 | 365 7 | 429 2 | 97 9 | 27,800 0 | الإمارات العربية المتحدة | |
| Yemen | | 8,211 3 | 853 8 | 2,027 9 | 3,428 5 | 961 6 | 5,208 9 | 10,053 0 | 15,859 4 | 4,015 2 | 109,376 6 | اليمن | |
| Total | | | | | | | | | | | | المجموع | |

I-6 جدول رقم

مصادر تولد الاسكوا بما فيها النفط حسب اقسام التصنيف الدولي للأعوام ١٩٨٥-١٩٩٧

Tables No. I-6

Exports of ESCWA Countries (Including Oil) by SITC Sections for the years 1985-1997

I-6
 صادرات دول الاسكوا بما فيها النفط حسب أقسام التصنيف الدولي
 Exports of ESCWA Countries (Including Oil) by SITC Sections
 1985

| Mn US \$ | القسم | | | | | | | | | | البلد |
|---------------------|--------------|-------------|----------------|-----------------|------------|----------------|----------------|----------------|--------------|---|---------------------|
| Country | 0 | 1 | 2 | 3 | 4 | 5 | 6 | 7 | 8 | 9 | Total (Including 9) |
| Bahrain | 29 | 24 | 32 | 2,438.5 | - | 48 | 252.1 | 65.2 | 9.3 | | 2,781.6 |
| Egypt | 191.3 | 12.9 | 455.4 | 2,531.3 | - | 28.9 | 450.0 | 2.6 | 40.6 | | 3,714.1 |
| Iraq (1) | 32.2 | 0.3 | 7.1 | 105.8 | - | 0.3 | 4.2 | 0.6 | 0.3 | | 10,409.0 |
| Jordan | 110.8 | 4.8 | 250.3 | - | 0.5 | 129.6 | 100.9 | 5.1 | 47.0 | | 649.1 |
| Kuwait | 94.1 | 1.3 | 32.3 | 9,347.9 | 1.7 | 176.9 | 252.7 | 435.3 | 133.7 | | 10,475.9 |
| Lebanon | | | | | | | | | | | 399.7 |
| Oman | 57.9 | 3.5 | 5.2 | 4,623.9 | 0.6 | 2.6 | 30.7 | 193.4 | 11.3 | | 4,971.6 |
| Qatar | | | | | | | | | | | 3,541.0 |
| Saudi Arabia | 95.8 | 11.6 | 59.6 | 25,936.3 | 0.6 | 768.9 | 152.9 | 382.4 | 68.5 | | 27,479.8 |
| Syria | 43.1 | 1.8 | 179.9 | 1,212.5 | - | 50.4 | 83.0 | 14.9 | 50.7 | | 1,637.5 |
| U.A.E | 221.7 | 22.2 | 37.4 | 11,268.7 | 1.7 | 69.5 | 447.0 | 402.9 | 195.6 | | 12,788.1 |
| Yemen | | | | | | | | | | | |
| Yemen A.R (former) | 9.2 | 0.7 | 2.6 | - | - | - | 0.7 | - | - | | 15.1 |
| Dem. Yemen (former) | 20.3 | 3.8 | 4.6 | 9.8 | 0.3 | 1.4 | 0.3 | 0.3 | 0.6 | | 41.1 |
| Total | 879.3 | 65.3 | 1,037.6 | 57,474.7 | 5.4 | 1,233.3 | 1,774.5 | 1,502.7 | 557.6 | | 78,903.6 |

(1) Crude Oil of Iraq is not included in Section 3 but in the Total column as estimated in the Direction of Trade Statistics Yearbook, IMF 1992

(١) لا يتضمن القسم ٣ صادرات العراق من النفط الخام الذي يبيعه في عابود مجموع الأقسام والذي تم تقديره من اتجاهات إحصاءات التجارة الخارجية صدوق النقد الدولي، ١٩٩٢

I-6
صادرات دول الاسكوا بما فيها النفط حسب أقسام التصنيف الدولي
Exports of ESCWA Countries (Including Oil) by SITC Sections
1986

| Country | Section | Mn US \$ | | | | | | | | | Total (Including 9) | القسم | البلد |
|--------------------|---------|----------|------|---------|----------|------|---------|---------|-------|----------|--------------------------|-------|-------|
| | | 0 | 1 | 2 | 3 | 4 | 5 | 6 | 7 | 8 | | | |
| Bahrain | | 29 | 37 | 32 | 1,970.7 | - | 302.4 | 43.6 | 6.9 | 2,341.5 | البحرين | | |
| Egypt | | 196.4 | - | 479.3 | 1,504.0 | - | 639.3 | 3.7 | 69.1 | 2,934.3 | مصر | | |
| Iraq (1) | | 50.2 | - | 10.0 | 22.8 | - | 0.6 | 0.6 | 0.3 | 7,465.0 | العراق (١) | | |
| Jordan | | 119.8 | 4.0 | 279.7 | 0.3 | 4.3 | 56.0 | 4.0 | 20.9 | 645.1 | الأردن | | |
| Kuwait | | 62.6 | 1.4 | 24.1 | 6,379.4 | 1.4 | 193.4 | 312.9 | 94.7 | 7,243.0 | الكويت | | |
| Lebanon | | | | | | | | | | 431.5 | لبنان | | |
| Oman | | 53.8 | 2.6 | 4.9 | 2,554.5 | 0.3 | 34.3 | 154.0 | 10.1 | 2,844.0 | عمان | | |
| Qatar | | | | | | | | | | 2,137.0 | قطر | | |
| Saudi Arabia | | 190.4 | 7.6 | 83.4 | 18,062.3 | 1.6 | 224.1 | 445.0 | 57.0 | 20,084.0 | السعودية | | |
| Syria | | 87.9 | 1.0 | 186.8 | 557.5 | - | 178.1 | 8.6 | 141.2 | 1,324.6 | سوريا | | |
| U A E | | 280.5 | 18.0 | 0.3 | 7,896.5 | 2.4 | 422.0 | 385.3 | 217.3 | 9,440.4 | الإمارات العربية المتحدة | | |
| Yemen | | | | | | | | | | | اليمن | | |
| Yemen A R (former) | | 5.7 | 0.3 | 1.1 | - | - | - | - | - | 9.0 | ع.ع. اليمينية سابقا | | |
| Dem Yemen (former) | | 20.3 | 1.7 | 2.6 | 3.5 | - | 0.3 | 0.3 | 0.3 | 29.2 | اليمن الديمقراطية سابقا | | |
| Total | | 1,070.5 | 40.3 | 1,075.4 | 38,951.5 | 10.0 | 2,050.5 | 1,358.0 | 617.8 | 56,928.6 | المجموع | | |

(1) Crude Oil of Iraq is not included in Section 3 but in the Total column as estimated in the Direction of Trade Statistics Yearbook, IMF 1992

(١) لا يتضمن القسم ٣ صادرات العراق من النفط الخام الذي ادخل في عامود مجموع الإقسام والذي تم تقديره من اتجاهات إحصاءات التجارة الخارجية صندوق النقد الدولي ، ١٩٩٢

1-6

صادرات دول الإسكوا بما فيها النفط حسب أقسام التصنيف الدولي

Exports of ESCWA Countries (Including Oil) by SITC Sections
1987

| Mn US \$ | مليون دولار أمريكي | | | | | | | | | | القسم | البلد |
|--------------------|--------------------|----|-----|--------|----|-------|-------|-----|-----|---|---------------------|--------------------------|
| Country | 0 | 1 | 2 | 3 | 4 | 5 | 6 | 7 | 8 | 9 | Total (Including 9) | |
| Bahrain | 45 | 24 | 61 | 2,023 | - | 53 | 302 | 30 | 11 | 7 | 2,440 | التحريم |
| Egypt | 228 | 14 | 217 | 728 | 0 | 42 | 753 | 2 | 62 | 6 | 2,037 | مصر |
| Iraq (1) | 65 | 32 | 27 | 49 | - | 4 | 14 | 0 | - | - | 9,705 | العراق (١) |
| Jordan | 99 | 8 | 270 | 0 | 1 | 206 | 110 | 7 | 29 | 2 | 734 | الأردن |
| Kuwait | 62 | 0 | 24 | 7,521 | 2 | 182 | 139 | 203 | 92 | 2 | 8,265 | الكويت |
| Lebanon | | | | | | | | | | | 496 | لبنان |
| Oman | 54 | 1 | 6 | 3,454 | 0 | 6 | 38 | 158 | 8 | 8 | 3,776 | عمان |
| Qatar | | | | | | | | | | | 2,042 | قطر |
| Saudi Arabia | 212 | 8 | 96 | 20,425 | 1 | 1,599 | 217 | 9 | 15 | 8 | 22,589 | السعودية |
| Syria | 51 | 0 | 175 | 699 | - | 145 | 181 | 6 | 89 | 6 | 1,350 | سوريا |
| U A E | 46 | 2 | 45 | 10,722 | 8 | 89 | 635 | 447 | 36 | 3 | 12,881 | الإمارات العربية المتحدة |
| Yemen | | | | | | | | | | | | اليمن |
| Yemen A R (former) | 17 | 5 | 6 | - | - | 0 | - | - | 0 | 3 | 30 | ح ج اليمنية سابقا |
| Dem Yemen (former) | 26 | 2 | 6 | 34 | - | - | 0 | 0 | 0 | 3 | 70 | اليمن الديمقراطي سابقا |
| Total | 1,285 | 86 | 882 | 45,660 | 13 | 2,329 | 2,393 | 867 | 674 | 4 | 66,420 | المجموع |

(1) Crude Oil of Iraq is not included in Section 3 but in the Total column

as estimated in the Direction of Trade Statistics Yearbook, IMF 1992

(١) لا يتضمن القسم ٣ صادرات العراق من النفط الخام الذي النج في عامود

مجموع الأقسام والذي لم يغيره من اتجاهات احصاءات التجارة الخارجية

صندوق النقد الدولي ، ١٩٩٢

I-6

صادرات دول الإسكوا بما فيها النفط حسب أقسام التصنيف الدولي

Exports of ESCWA Countries (Including Oil) by SITC Sections
1988

| Country | Mn US \$ | | | | | | | | | | القسم | المطلد |
|--------------------|----------|------|---------|----------|------|---------|---------|---------|---------|----------|-------------------------|---------------------------|
| | 0 | 1 | 2 | 3 | 4 | 5 | 6 | 7 | 8 | 9 | | |
| Bahram | 59 | 48 | 74 | 1,837.0 | - | 93.4 | 360.6 | 84.8 | 20.2 | 2,417.8 | Total (Inc- uding 9) | |
| Egypt | 188.9 | 1.0 | 208.8 | 703.6 | 0.2 | 0.7 | 844.0 | 7.2 | 100.9 | 2,120.5 | | البحرين |
| Iraq (1) | 6.6 | 0.1 | 2.8 | 3.0 | - | 2.8 | 3.0 | 0.2 | 0.1 | 9,688.0 | | مصر (١) |
| Jordan | 81.5 | 4.1 | 399.0 | 0.8 | 1.6 | 248.8 | 96.2 | 10.3 | 37.5 | 882.3 | | العراق |
| Kuwait | 66.0 | 1.4 | 24.0 | 6,842.2 | 2.9 | 231.9 | 199.6 | 256.3 | 116.1 | 7,763.7 | | الأردن |
| Lebanon | | | | | | | | | | 628.5 | | الكويت |
| Oman | 81.7 | 6.0 | 4.2 | 2,867.6 | 0.3 | 5.7 | 57.5 | 179.5 | 7.3 | 3,268.4 | | قطر |
| Qatar | | | | | | | | | | 2,210.2 | | عمان |
| Saudi Arabia | 351.1 | 12.0 | 172.2 | 20,204.1 | 1.6 | 2,715.6 | 411.7 | 402.4 | 72.4 | 24,375.7 | | قطر |
| Syria | 110.2 | 0.9 | 117.4 | 590.2 | - | 173.4 | 222.5 | 5.7 | 124.1 | 1,344.6 | | السعودية |
| U A E | 408.6 | 55.3 | 68.6 | 9,384.9 | 8.2 | 127.5 | 931.1 | 590.8 | 542.3 | 12,210.0 | | سوريا |
| Yemen | | | | | | | | | | | | الإمارات العربية المتحدة |
| Yemen A.R (former) | 49.7 | 6.7 | 12.3 | 397.9 | 0.2 | 0.1 | 3.4 | 0.9 | 0.2 | 471.5 | | اليمن |
| Dem Yemen (former) | 22.0 | 2.6 | 6.5 | 48.0 | - | 0.9 | 0.2 | - | 0.3 | 80.6 | | ج.ع. يمنية سابقا |
| Total | 1,372.2 | 94.9 | 1,023.2 | 42,879.3 | 15.0 | 3,600.8 | 3,129.8 | 1,538.1 | 1,021.4 | 67,461.8 | | اليمن للدبلوماسي سابقا |

(1) Crude Oil of Iraq is not included in Section 3 but in the Total column
as estimated in the Direction of Trade Statistics Yearbook, IMF 1992

(١) لا يتضمن القسم ٣ صادرات العراق من النفط الخام الذي ادخل في عامود
مجموع الأقسام والذي تم تقديره من اتجاهات احصاءات التجارة الخارجية
سندوي النقد الدولي، ١٩٩٢

I-6
 صادرات دول الإسكوا بما فيها النفط حسب أقسام التصنيف الدولي
 Exports of ESCWA Countries (Including Oil) by SITC Sections
 1989

| Country | Section | مليون دولار أمريكي | | | | | | | | | |
|--------------------|---------|--------------------|-------|---------|----------|------|---------|---------|---------|---------|---------------------|
| | | 0 | 1 | 2 | 3 | 4 | 5 | 6 | 7 | 8 | Total (Including 9) |
| Bahrain | | 56 | 112 | 66 | 2,175.5 | - | 60.4 | 476.9 | 67.3 | 25.5 | 2,831.1 |
| Egypt | | 220.6 | 3.4 | 302.1 | 783.0 | 1.5 | 114.7 | 942.3 | 10.6 | 190.0 | 2,647.8 |
| Iraq (1) | | 105.5 | 28.3 | 38.3 | 6.1 | - | 43.4 | 26.0 | 12.5 | 5.1 | 12,246.0 |
| Jordan | | 84.3 | 4.9 | 390.0 | - | 4.3 | 270.4 | 110.5 | 18.9 | 42.8 | 926.2 |
| Kuwait | | 73.8 | 1.6 | 31.7 | 10,258.1 | 2.8 | 326.5 | 255.1 | 339.3 | 147.2 | 11,476.5 |
| Lebanon | | | | | | | | | | | 484.3 |
| Oman | | 86.1 | 17.2 | 8.8 | 3,425.7 | 0.3 | 11.7 | 78.5 | 181.5 | 25.0 | 3,861.8 |
| Qatar | | 0.5 | 0.2 | 8.9 | 2,204.5 | 0.1 | 333.6 | 135.8 | - | 3.0 | 2,686.8 |
| Saudi Arabia | | 393.9 | 16.0 | 235.2 | 24,094.3 | 8.5 | 2,626.9 | 525.8 | 363.9 | 98.5 | 28,382.6 |
| Syria | | 343.2 | 2.9 | 158.6 | 1,177.1 | 0.3 | 355.7 | 646.9 | 26.0 | 304.8 | 3,005.9 |
| U A E | | 531.5 | 97.5 | 103.2 | 12,107.9 | 26.7 | 237.3 | 1,097.0 | 693.3 | 571.2 | 15,603.6 |
| Yemen | | | | | | | | | | | |
| Yemen A R (former) | | 53.2 | 8.5 | 22.9 | 559.0 | 0.1 | 1.5 | 3.9 | - | 0.3 | 650.1 |
| Dem Yemen (former) | | 27.2 | 1.3 | 3.2 | 77.6 | 0.1 | 2.6 | 0.4 | 0.3 | 0.8 | 113.3 |
| Total | | 1,925.4 | 193.0 | 1,399.5 | 56,868.8 | 44.7 | 4,384.7 | 4,299.1 | 1,713.6 | 1,414.2 | 84,916.0 |

(1) Crude Oil of Iraq is not included in Section 3 but in the Total column
 as estimated in the Direction of Trade Statistics Yearbook, IMF 1992

(١) لا يتضمن القسم ٣ صادرات العراق من النفط الخام الذي أدمج في عمود
 مجموع الأقسام والذي لم تقديره من اتجاهات لمصنوعات التجارة الخارجية
 صندوق النقد الدولي، ١٩٩٢

I-6
صادرات دول الإسكوا بما فيها النفط حسب أقسام التصنيف الدولي
Exports of ESCWA Countries (Including Oil) by SITC Sections
1990

| Mn US\$ | مليون دولار أمريكي | | | | | | | | | |
|--------------------|--------------------|-------|---------|----------|------|---------|---------|-------|---------|---------------------|
| Country | 0 | 1 | 2 | 3 | 4 | 5 | 6 | 7 | 8 | Total (Including 9) |
| Bahrain | 17.6 | 7.4 | 8.2 | 2,939.4 | 0.3 | 121.8 | 563.0 | 44.7 | 51.6 | 3,760.9 |
| Egypt | 238.5 | - | 256.5 | 761.6 | - | 122.9 | 930.7 | 17.5 | 247.8 | 2,582.0 |
| Iraq (1) | 77.8 | 15.4 | 156.6 | 1.9 | 1.6 | 89.4 | 33.4 | 3.5 | 12.2 | 10,401.0 |
| Jordan | 90.0 | 6.8 | 354.1 | - | 0.9 | 284.6 | 117.1 | 21.5 | 46.8 | 921.8 |
| Kuwait | 44.4 | 3.4 | 16.4 | 7,615.8 | 1.6 | 128.6 | 91.3 | 158.5 | 54.8 | 8,149.0 |
| Lebanon | | | | | | | | | | 496.0 |
| Oman | 77.2 | 1.8 | 6.8 | 4,759.2 | 0.3 | 8.3 | 53.3 | 188.8 | 29.4 | 5,214.8 |
| Qatar | 0.9 | 0.4 | 6.6 | 2,967.3 | 0.1 | 362.8 | 179.4 | - | 11.5 | 3,529.4 |
| Saudi Arabia | 317.0 | 22.7 | 219.2 | 40,127.7 | 14.2 | 2,510.8 | 584.8 | 480.6 | 136.4 | 44,415.8 |
| Syria | 551.0 | 22.9 | 231.6 | 1,903.4 | 0.1 | 540.2 | 588.1 | 10.3 | 364.6 | 4,212.3 |
| U A E | 50.1 | 29.1 | 72.2 | 22,644.7 | 2.7 | 64.6 | 438.3 | 27.5 | 198.0 | 23,539.0 |
| Yemen | 37.9 | 7.8 | 26.2 | 630.4 | 0.7 | 0.8 | 2.0 | 0.2 | 1.2 | 710.2 |
| Yemen A R (former) | | | | | | | | | | |
| Dem Yemen (former) | | | | | | | | | | |
| Total | 1,502.4 | 117.8 | 1,354.4 | 84,351.3 | 22.5 | 4,234.8 | 3,581.4 | 953.1 | 1,154.3 | 107,932.2 |

(1) Crude Oil of Iraq is not included in Section 3 but in the Total column

as estimated in the Direction of Trade Statistics Yearbook, IMF 1992

(١) لا يتضمن القسم ٣ صادرات العراق من النفط الخام الذي المدرج في عامود مجموع الأقسام والذي لم تظهره من اتجاهات إحصاءات التجارة الخارجية صندوق النقد الدولي ، ١٩٩٢

I-6

صادرات دول الاسكوا بما فيها النقط حسب أقسام التصنيف الدولي

Exports of ESCWA Countries (Including Oil) by SITC Sections
1991

| Country | Section | مليون دولار امريكي | | | | | | | | Total (Including 9) | |
|--------------|---------|--------------------|-------|-------|----------|------|---------|---------|---------|---------------------|----------|
| | | 0 | 1 | 2 | 3 | 4 | 5 | 6 | 7 | | 8 |
| Bahrain | | 310 | 66 | 51 | 2,725.5 | 11.3 | 147.2 | 463.0 | 59.7 | 58.2 | 3,513.0 |
| Egypt | | 294.3 | | 105.1 | 1,992.6 | 1.7 | 167.7 | 807.2 | 46.3 | 271.4 | 3,692.5 |
| Iraq | | 126.3 | 10.8 | 335.2 | - | 3.4 | 259.9 | 93.1 | 10.9 | 39.1 | 922.6 |
| Jordan | | 4.9 | - | 3.5 | - | 0.1 | 9.3 | 14.7 | 154.0 | 27.4 | 690.0 |
| Lebanon | | 80.9 | 40.6 | 9.4 | 21.1 | 6.2 | 4,260.3 | 71.3 | 307.6 | 64.5 | 4,872.5 |
| Oman | | 7.4 | 1.6 | 5.0 | 2,648.3 | - | 229.6 | 140.6 | 0.3 | 14.8 | 3,107.1 |
| Qatar | | 384.2 | 40.5 | 100.0 | 43,696.0 | 25.0 | 2,388.0 | 586.0 | 434.0 | 134.0 | 47,787.7 |
| Saudi Arabia | | 391.3 | 60.1 | 237.2 | 1,831.9 | 0.3 | 101.9 | 510.5 | 7.1 | 289.9 | 3,430.1 |
| Syria | | 76.9 | 47.6 | 52.9 | 23,237.1 | 11.9 | 79.7 | 600.5 | 55.6 | 229.4 | 24,392.0 |
| U A E | | 23.2 | 2.5 | 19.2 | 456.6 | 0.8 | 1.5 | 1.5 | 0.1 | 0.5 | 505.9 |
| Yemen | | 1,420.4 | 210.3 | 872.5 | 76,609.1 | 60.6 | 7,645.0 | 3,288.3 | 1,075.5 | 1,129.1 | 93,754.5 |
| Total | | | | | | | | | | | |

I-6
صادرات دول الإسكوا بما فيها النفط حسب أقسام التصنيف الدولي
Exports of ESCWA Countries (Including Oil) by SITC Sections
1992

| Mn US\$ | Section | مليون دولار أمريكي | | | | | | | | | | | | | | | | | | | | |
|---------|--------------|--------------------|-------|-------|----------|------|---------|---------|---------|---------|---------------------|--|--|--|--|--|--|--|--|--|--|--|
| | | 0 | 1 | 2 | 3 | 4 | 5 | 6 | 7 | 8 | Total (Including 9) | | | | | | | | | | | |
| | Country | | | | | | | | | | | | | | | | | | | | | |
| | Bahrain | 19.4 | 8.2 | 8.4 | 2,605.0 | 26.5 | 74.2 | 547.6 | 54.5 | 69.9 | 3,417.4 | | | | | | | | | | | |
| | Egypt | 323.8 | 3.6 | 111.9 | 1,335.8 | 1.1 | 162.3 | 826.9 | 37.9 | 244.5 | 3,049.7 | | | | | | | | | | | |
| | Iraq | 135.4 | 7.3 | 321.0 | - | 2.7 | 289.8 | 98.6 | 17.4 | 60.5 | 557.0 | | | | | | | | | | | |
| | Jordan | 21.2 | 1.4 | 19.4 | 6,300.0 | 1.0 | 56.1 | 59.3 | 172.2 | 28.5 | 6,660.1 | | | | | | | | | | | |
| | Kuwait | 90.3 | 84.0 | 9.7 | 4,667.4 | 8.6 | 21.9 | 76.1 | 498.1 | 81.6 | 5,553.6 | | | | | | | | | | | |
| | Lebanon | 7.0 | 0.1 | 6.7 | 3,201.2 | 0.1 | 312.4 | 177.5 | 0.5 | 31.6 | 3,737.0 | | | | | | | | | | | |
| | Oman | 404.5 | 21.6 | 134.0 | 46,520.4 | 21.4 | 2,252.6 | 448.3 | 379.4 | 103.6 | 51,771.0 | | | | | | | | | | | |
| | Qatar | 402.1 | 5.2 | 242.4 | 2,152.5 | - | 7.2 | 139.7 | 9.0 | 134.9 | 3,093.0 | | | | | | | | | | | |
| | Saudi Arabia | 102.2 | 46.0 | 52.0 | 23,436.9 | 15.0 | 117.7 | 569.1 | 95.9 | 307.3 | 24,742.0 | | | | | | | | | | | |
| | Syria | 24.2 | 2.4 | 22.2 | 163.1 | 2.1 | 3.4 | 0.7 | 0.2 | 1.0 | 219.5 | | | | | | | | | | | |
| | U.A.E. | 1,530.0 | 179.9 | 927.8 | 90,382.3 | 78.3 | 3,297.6 | 2,943.7 | 1,265.1 | 1,063.3 | 104,304.0 | | | | | | | | | | | |
| | Yemen | | | | | | | | | | | | | | | | | | | | | |
| | Total | | | | | | | | | | | | | | | | | | | | | |

1-6
 صادرات دول الاسكوا بما فيها النفط حسب أقسام التصنيف الدولي
 Exports of ESCWA Countries (Including Oil) by SITC Sections
 1993

| Mn US \$ | Section | القسم | | | | | | | | | | Total (Including 9) | البلد |
|----------|--------------|---------|-------|-------|----------|------|---------|---------|---------|---------|----------|--------------------------|-------|
| | | 0 | 1 | 2 | 3 | 4 | 5 | 6 | 7 | 8 | 9 | | |
| | Bahrain | 367 | - | 125 | 2,439.1 | 348 | 880 | 848.1 | 100.0 | 119.7 | 3,688.8 | البحرين | |
| | Egypt | 292.6 | 5.1 | 95.8 | 1,550.3 | 1.4 | 111.1 | 768.4 | 28.9 | 254.1 | 3,110.0 | مصر | |
| | Iraq | | | | | | | | | | 550.0 | العراق | |
| | Jordan | 206.6 | 5.4 | 284.5 | - | 2.5 | 288.4 | 120.0 | 35.3 | 77.1 | 1,019.8 | الأردن | |
| | Kuwait | 25.6 | 2.7 | 36.1 | 9,729.1 | 3.2 | 101.1 | 91.2 | 216.6 | 42.2 | 10,248.1 | الكويت | |
| | Lebanon | 40.5 | 52.7 | 5.9 | - | 4.8 | 40.8 | 187.6 | 103.8 | 15.8 | 451.9 | لبنان | |
| | Oman | 111.3 | 124.6 | 13.4 | 4,252.3 | 11.8 | 23.9 | 102.4 | 619.7 | 93.4 | 5,370.5 | عمان | |
| | Qatar | 8.1 | - | 4.4 | 2,858.5 | 0.1 | 307.1 | 222.7 | 0.5 | 40.3 | 3,441.9 | قطر | |
| | Saudi Arabia | 433.6 | 17.4 | 164.2 | 38,612.3 | 15.5 | 2,213.1 | 452.3 | 404.8 | 78.0 | 42,395.2 | السعودية | |
| | Syria | 451.2 | 8.5 | 226.2 | 2,103.6 | 0.2 | 6.2 | 130.8 | 11.3 | 214.9 | 3,153.4 | سوريا | |
| | U A E | 111.1 | 47.1 | 60.7 | 18,215.3 | 21.6 | 141.4 | 589.9 | 149.1 | 337.1 | 19,673.0 | الإمارات العربية المتحدة | |
| | Yemen | 47.2 | 3.4 | 25.0 | 284.8 | 2.0 | 4.6 | 3.2 | 0.2 | 3.6 | 373.9 | اليمن | |
| | Total | 1,764.5 | 266.8 | 928.5 | 80,045.3 | 97.9 | 3,325.7 | 3,516.8 | 1,670.1 | 1,276.2 | 93,476.5 | المجموع | |

I-6
 صادرات دول الاسكوا بما فيها النفط حسب أقسام التصنيف الدولي
 Exports of ESCWA Countries (Including Oil) by SITC Sections
 1994

| Mn US \$ | 0 | 1 | 2 | 3 | 4 | 5 | 6 | 7 | 8 | Total (Including 9) | القسم | البلد |
|--------------|---------|-------|---------|----------|-------|---------|---------|---------|---------|---------------------|-------|--------------------------|
| Bahrain | 27.9 | - | 14.6 | 2,225.0 | 39.1 | 77.1 | 884.8 | 56.9 | 119.7 | 3,454.2 | | البحرين |
| Egypt | 269.4 | 3.7 | 305.2 | 1,360.9 | 4.5 | 159.7 | 1,045.8 | 18.7 | 306.6 | 3,474.5 | | مصر |
| Iraq | 130.5 | 5.8 | 297.2 | 0.1 | 89.7 | 375.5 | 123.0 | 56.4 | 57.9 | 1,136.2 | | العراق |
| Jordan | 25.4 | 0.4 | 44.5 | 10,880.9 | 4.7 | 150.9 | 113.7 | 343.7 | 49.6 | 11,614.4 | | الأردن |
| Kuwait | 53.6 | 49.4 | 7.7 | - | 5.6 | 52.5 | 267.9 | 119.7 | 15.2 | 572.0 | | الكويت |
| Lebanon | 127.8 | 119.9 | 17.2 | 4,144.0 | 17.1 | 20.1 | 127.6 | 696.0 | 113.4 | 5,418.0 | | لبنان |
| Oman | 13.4 | 0.1 | 6.7 | 2,763.9 | - | 353.1 | 201.0 | 0.6 | 64.6 | 3,404.6 | | عمان |
| Qatar | 368.5 | 21.1 | 156.2 | 38,132.8 | 18.2 | 2,986.1 | 482.8 | 364.2 | 80.9 | 42,613.9 | | قطر |
| Saudi Arabia | 569.0 | 7.0 | 271.6 | 1,999.2 | 1.1 | 15.4 | 204.0 | 22.5 | 465.2 | 3,555.2 | | السعودية |
| Syria | 55.0 | 42.2 | 90.2 | 18,005.2 | 4.4 | 58.8 | 523.3 | 46.6 | 213.6 | 19,050.0 | | سوريا |
| U A E | 61.5 | 3.2 | 24.2 | 830.1 | 2.6 | 5.0 | 2.2 | 0.5 | 3.9 | 933.1 | | الإمارات العربية المتحدة |
| Yemen | 1,702.0 | 252.9 | 1,235.2 | 80,342.1 | 186.9 | 4,254.2 | 3,976.0 | 1,725.8 | 1,490.5 | 95,706.2 | | اليمن |
| Total | | | | | | | | | | | | المجموع |

1-6

صادرات دول الاسكوا بما فيها النفط حسب اقسام التصنيف الدولي

Exports of ESCWA Countries (Including Oil) by SITC Sections
1995

| Mn US\$ | Section | مليون دولار امريكي | | | | | | | | Total (Including 9) | | | | |
|---------|--------------|--------------------|-------|---------|----------|-------|---------|---------|---------|---------------------|-----------|--------------------------|--|--|
| | | 0 | 1 | 2 | 3 | 4 | 5 | 6 | 7 | | 8 | | | |
| | Country | | | | | | | | | | | | | |
| | Bahrain | 29.5 | 0.9 | 19.4 | 2,631.5 | 46.8 | 215.2 | 1,103.1 | 13.9 | 119.9 | 4,180.0 | البحرين | | |
| | Egypt | 320.9 | 3.4 | 241.3 | 1,280.1 | 4.1 | 203.8 | 1,029.1 | 22.1 | 336.0 | 3,444.1 | مصر | | |
| | Iraq | | | | | | | | | | 560.0 | العراق | | |
| | Jordan | 144.5 | 7.6 | 220.0 | - | 212.4 | 612.8 | 187.8 | 44.6 | 3.7 | 1,433.5 | الأردن | | |
| | Kuwait | 27.8 | 1.1 | 42.7 | 12,900.2 | 4.6 | 262.3 | 134.2 | 183.4 | 37.3 | 13,593.6 | الكويت | | |
| | Lebanon | 76.4 | 58.7 | 111.2 | - | 9.2 | 62.0 | 423.0 | 160.0 | 23.0 | 823.5 | لبنان | | |
| | Oman | 169.2 | 112.9 | 26.6 | 4,694.4 | 22.0 | 21.7 | 161.6 | 569.8 | 152.4 | 5,961.2 | عمان | | |
| | Qatar | 13.2 | - | 8.0 | 3,087.5 | 0.0 | 428.5 | 173.7 | 0.4 | 55.8 | 3,767.1 | قطر | | |
| | Saudi Arabia | 395.7 | 17.4 | 208.8 | 43,541.8 | 30.4 | 4,134.0 | 1,088.4 | 503.9 | 120.2 | 49,570.1 | السعودية | | |
| | Syria | 463.5 | 8.7 | 279.3 | 2,487.8 | 13.7 | 24.1 | 219.7 | 33.4 | 447.9 | 3,978.7 | سوريا | | |
| | U A E | 45.0 | 3.7 | 21.0 | 1,696.9 | 1.9 | 2.0 | 7.2 | 0.1 | 2.8 | 1,780.6 | الإمارات العربية المتحدة | | |
| | Yemen | | | | | | | | | | | اليمن | | |
| | Total | 1,685.6 | 214.2 | 1,078.3 | 72,320.1 | 345.0 | 5,966.4 | 4,527.8 | 1,531.5 | 1,299.0 | 108,891.3 | المجموع | | |

I-6

صادرات دول الإسكوا بما فيها النفط حسب أقسام التصنيف الدولي

Exports of ESCWA Countries (Including Oil) by SITC Sections

1996

| Country | Section | Mn US \$ | | | | | | | | | | Total (Inc- luding 9) | القسم | الدول |
|--------------|---------|----------|-------|---------|----------|-------|---------|---------|---------|---------|-----------|--------------------------|-------|-------|
| | | 0 | 1 | 2 | 3 | 4 | 5 | 6 | 7 | 8 | 8 | | | |
| Bahrain | | 38.0 | 1.1 | 16.2 | 3,157.3 | 39.7 | 141.3 | 1,072.8 | 19.1 | 125.3 | 4,610.9 | البحرين | | |
| Egypt | | 359.9 | 2.2 | 180.3 | 1,684.5 | 6.4 | 176.9 | 787.0 | 15.7 | 326.5 | 3,539.6 | مصر | | |
| Iraq | | 225.8 | 5.8 | 402.6 | - | 90.8 | 467.0 | 167.5 | 34.5 | 72.1 | 1,466.5 | العراق | | |
| Jordan | | 54.1 | 4.7 | 39.6 | 14,905.5 | 3.6 | 212.0 | 88.9 | 42.6 | 16.7 | 15,367.9 | الأردن | | |
| Kuwait | | 113.6 | 23.3 | 33.8 | 0.7 | 17.5 | 56.3 | 115.4 | 129.8 | 232.8 | 734.0 | الكويت | | |
| Lebanon | | 176.3 | 109.9 | 30.0 | 5,808.0 | 11.6 | 33.2 | 163.6 | 677.7 | 159.7 | 7,221.5 | لبنان | | |
| Oman | | 3.5 | 0.6 | 5.6 | 3,439.4 | 0.2 | 362.9 | 178.0 | 0.5 | 65.2 | 4,055.9 | عمان | | |
| Qatar | | 357.5 | 16.0 | 177.0 | 54,262.5 | 16.6 | 3,909.2 | 1,149.8 | 712.1 | 127.4 | 60,108.5 | قطر | | |
| Saudi Arabia | | 621.2 | 2.7 | 221.8 | 2,742.1 | 16.4 | 10.1 | 109.2 | 7.2 | 277.0 | 4,007.8 | السعودية | | |
| Syria | | 44.0 | 3.1 | 15.6 | 2,185.3 | 1.0 | 2.1 | 6.4 | - | 1.5 | 23,408.4 | سوريا | | |
| U A E | | 1,994.1 | 169.4 | 1,122.7 | 88,185.3 | 203.8 | 5,370.9 | 3,838.6 | 1,639.2 | 1,404.2 | 2,259.6 | الإمارات العربية المتحدة | | |
| Yemen | | | | | | | | | | | | اليمن | | |
| Total | | 1,994.1 | 169.4 | 1,122.7 | 88,185.3 | 203.8 | 5,370.9 | 3,838.6 | 1,639.2 | 1,404.2 | 127,780.5 | المجموع | | |

I-6

صادرات دول الإسكوا بما فيها النفط حسب أقسام التصنيف الدولي
Exports of ESCWA Countries (Including Oil) by SITC Sections
1997

| Mn US\$ | Section | مليون دولار أمريكي | | | | | | | | Total (Including 9) | البلد | |
|---------|--------------|--------------------|-------|---------|----------|-------|---------|---------|---------|---------------------|-----------|--------------------------|
| | | 0 | 1 | 2 | 3 | 4 | 5 | 6 | 7 | | | 8 |
| | Bahrain (1) | 42.3 | 14.8 | 24.8 | 2,714.5 | 17.7 | 159.9 | 1,174.3 | 68.9 | 165.7 | 4,291.5 | البحرين (١) |
| | Egypt | 273.6 | 2.2 | 202.9 | 1,772.3 | 12.8 | 198.1 | 1,002.7 | 47.5 | 396.0 | 3,908.0 | مصر |
| | Iraq | 255.8 | 5.1 | 364.5 | 0.2 | 122.2 | 470.2 | 156.1 | 49.1 | 80.2 | 3,700.0 | العراق |
| | Jordan | 37.7 | 2.9 | 41.2 | 13,435.1 | 4.5 | 191.4 | 88.8 | 32.7 | 18.4 | 1,503.5 | الأردن |
| | Kuwait | 88.6 | 28.2 | 30.1 | 0.5 | 8.1 | 81.1 | 114.5 | 92.3 | 184.9 | 13,852.8 | الكويت |
| | Lebanon | 207.1 | 117.2 | 33.5 | 5,692.6 | 14.2 | 47.9 | 175.9 | 917.2 | 231.4 | 642.0 | لبنان |
| | Oman | 3.0 | 0.6 | 8.2 | 3,295.0 | 0.1 | 561.1 | 165.6 | 0.5 | 68.7 | 7,494.1 | عمان |
| | Qatar | | | | | | | | | | 4,111.4 | قطر |
| | Saudi Arabia | 705.0 | 9.4 | 322.1 | 2,495.3 | 12.5 | 18.4 | 137.2 | 7.1 | 217.3 | 52,800.0 | السعودية |
| | Syria | | | | | | | | | | 3,924.4 | سوريا |
| | U.A.E | 67.2 | 3.2 | 25.8 | 2,221.6 | 2.7 | 2.9 | 3.3 | 0.1 | 2.2 | 25,000.0 | الإمارات العربية المتحدة |
| | Yemen | | | | | | | | | | 2,329.3 | اليمن |
| | Total | 1,680.5 | 183.6 | 1,053.1 | 31,627.2 | 194.9 | 1,731.1 | 3,018.4 | 1,215.4 | 1,364.8 | 123,556.8 | المجموع |

(1) data for sections 0 to 8 include re-exports, estimated at US\$ 91 millions which were deducted from the total exports

(١) تتضمن الأقسام (صفر إلى ٨) بيانات إعادة التصدير البالغة ٩١ مليون دولار أمريكي، وقد حذفت إعادة التصدير من مجموع الصادرات

مجموع واردات وصادرات دول الإسكوا باستثناء النفط الخام للفترة ١٩٨٤-١٩٩٧

Non-Crude Oil Total Imports & Exports of ESCWA Countries During the Period 1984-1997

| Country | 1984 | | 1985 | | 1986 | | 1987 | | 1988 | | 1989 | | 1990 | | البلد |
|--------------------|---------|---------|---------|---------|---------|---------|---------|---------|---------|---------|---------|---------|---------|---------|--------------------------|
| | Imports | Exports | Imports | Exports | Imports | Exports | Imports | Exports | Imports | Exports | Imports | Exports | Imports | Exports | |
| Bahrain | 1939 9 | 379 4 | 1,683 | 345 | 1,416 | 372 | 1,464 | 417 | 1,532 | 581 | 1,893 | 656 | 1,925 | 767 | البحرين |
| Egypt | 10765 8 | 1667 7 | 9,956 | 1,711 | 11,502 | 1,794 | 7,596 | 1,511 | 8,657 | 1,660 | 7,448 | 2,088 | 9,203 | 2,103 | مصر |
| Iraq | 6690 4 | 266 0 | 7,615 | 151 | 6,358 | 85 | 3,852 | 195 | 5,957 | 219 | 6,956 | 266 | 4,834 | 392 | العراق |
| Jordan | 2062 8 | 644 6 | 2,243 | 649 | 2,166 | 645 | 2,355 | 730 | 2,440 | 885 | 1,803 | 926 | 2,247 | 922 | الأردن |
| Kuwait | 6901 0 | 5783 3 | 5,934 | 7,063 | 5,760 | 3,533 | 5,495 | 745 | 6,046 | 923 | 6,301 | 1,064 | 4,042 | 549 | الكويت |
| Lebanon | 2950 1 | 433 6 | 2,055 | 400 | 2,034 | 431 | 1,804 | 497 | 2,367 | 629 | 2,235 | 485 | 2,525 | 494 | لبنان |
| Oman | 2751 4 | 366 6 | 3,153 | 348 | 2,384 | 290 | 1,823 | 322 | 2,201 | 403 | 2,257 | 436 | 2,681 | 458 | عمان |
| Qatar | 1162 0 | 317 9 | 1,139 | 575 | 1,099 | 290 | 1,134 | 322 | 1,267 | 780 | 1,326 | 780 | 1,695 | 746 | قطر |
| Saudi Arabia | 33695 6 | 4959 9 | 23,622 | 6,595 | 19,113 | 5,431 | 20,110 | 8,467 | 21,784 | 9,675 | 21,153 | 9,511 | 24,069 | 11,498 | السعودية |
| Syria | 2843 3 | 934 3 | 2,905 | 843 | 2,352 | 988 | 2,109 | 902 | 2,171 | 1,015 | 2,005 | 2,191 | 2,367 | 2,743 | سوريا |
| U A E | 7062 0 | 1831 9 | 6,745 | 1,553 | 6,777 | 1,651 | 7,297 | 2,585 | 8,660 | 2,894 | 10,071 | 921 | 11,473 | 945 | الإمارات العربية المتحدة |
| Yemen | | | | | | | | | | | | | | | اليمن |
| Yemen A R (former) | 1569 6 | 8 1 | 1,481 | 15 | 1,488 | 9 | 887 | 31 | | | | | | | ح ج أ العربية سابقا |
| Dem Yemen (former) | 881 5 | 27 5 | 674 | 41 | 465 | 29 | 489 | 70 | | | | | | | اليمن الديموقراطي سابقا |
| Total | 81275 4 | 17620 8 | 69,205 | 20,288 | 62,914 | 15,260 | 56,416 | 16,472 | 63,080 | 18,884 | 63,448 | 19,323 | 68,671 | 21,705 | المجموع |

Mn US \$

مليون دولار أمريكي

I-7(Cont'd)

مجموع واردات وصادرات دول الإسكوا بامسئاء النفط الخام للفترة ١٩٨٤-١٩٩٧

Non-Crude Oil Total Imports & Exports of ESCWA Countries During the Period 1984-1997

| Country | 1991 | | 1992 | | 1993 | | 1994 | | 1995 | | 1996 | | 1997 | | البلد |
|---------------------|---------|---------|---------|---------|---------|---------|---------|---------|---------|---------|---------|---------|---------|---------|--------------------------|
| | Imports | Exports | Imports | Exports | Imports | Exports | Imports | Exports | Imports | Exports | Imports | Exports | Imports | Exports | |
| Bahrain | 2,748 | 786 | 2,836 | 812 | 2,488 | 1,207 | 2,490 | 1,229 | 2,386 | 1,549 | 2,489 | 1,454 | 2,617 | 1,577 | البحرين |
| Egypt | 7,914 | 1,995 | 8,293 | 1,892 | 8,188 | 1,793 | 9,592 | 2,114 | 11,739 | 2,215 | 13,038 | 2,722 | 13,210 | 3,238 | مصر |
| Iraq | 426 | 71 | 647 | 220 | 700 | | 650 | | 720 | | 1,100 | | 2,600 | | العراق |
| Jordan | 2,228 | 923 | 2,920 | 944 | 3,266 | 1,020 | 3,050 | 1,136 | 3,341 | 1,434 | 3,927 | 1,467 | 3,693 | 1,503 | الأردن |
| Kuwait | 3,491 | 214 | 7,259 | 361 | 7,042 | 533 | 6,680 | 768 | 7,840 | 733 | 8,374 | 508 | 8,251 | 471 | الكويت |
| Lebanon | 3,743 | 539 | 4,202 | 560 | 4,821 | 452 | 5,990 | 572 | 7,292 | 824 | 7,559 | 734 | 7,455 | 642 | لبنان |
| Oman | 3,190 | 634 | 3,773 | 911 | 4,114 | 1,152 | 3,915 | 1,311 | 4,248 | 1,311 | 4,578 | 1,457 | 5,026 | 1,847 | عمان |
| Qatar | 1,720 | 872 | 2,016 | 1,250 | 2,046 | 1,152 | 2,086 | 1,229 | 3,677 | 1,256 | 3,104 | 1,287 | 3,594 | 1,427 | قطر |
| Saudi Arabia | 29,073 | 10,451 | 37,933 | 10,685 | 28,202 | 10,377 | 23,338 | 10,514 | 28,087 | 14,059 | 27,765 | 16,509 | 27,260 | | السعودية |
| Syria | 2,768 | 1,896 | 3,490 | 1,242 | 4,131 | 1,278 | 5,456 | 1,753 | 4,698 | 1,769 | 5,368 | 1,461 | 4,019 | 1,746 | سوريا |
| U A E | 13,882 | 1,206 | 20,214 | 1,389 | 19,745 | 1,534 | 21,024 | 1,105 | 21,375 | 1,540 | 23,164 | 1,498 | 27,800 | | الإمارات العربية المتحدة |
| Yemen | 2,025 | 49 | 1,725 | 329 | 1,882 | 374 | 1,557 | 933 | 1,537 | 836 | 1,919 | 284 | 2,034 | 108 | اليمن |
| Yemen A R (former) | | | | | | | | | | | | | | | ح ج اليمنية سابقا |
| Dem. Yemen (former) | | | | | | | | | | | | | | | اليمن الديموقراطي سابقا |
| Total | 73,208 | 19,634 | 95,308 | 20,595 | 86,624 | 20,871 | 85,827 | 22,662 | 96,940 | 27,525 | 102,383 | 29,381 | 107,559 | 12,560 | المجموع |

Mn US \$


مليون دولار أمريكي

الجزء الثاني

التجارة البينية لدول اللجنة الاقتصادية والاجتماعية لغربي اسيا

Part II

Intraregional Trade of ESCWA Member Countries



Share of Intraregional Imports in Total Imports by Country During the Period 1985-1997

A Intraregional non-crude oil imports

B Total non-crude oil imports

C Ratio=A/B * 100

Mn. Us \$

الواردات البترولية المستتامة النفط الخام
بمجموع الواردات المستتامة النفط الخام
ج-النسبة المئوية للطايب * ١٠٠
ملليون دولار امريكي

| Country | 1985 | 1986 | 1987 | 1988 | 1989 | 1990 | 1991 | 1992 | 1993 | 1994 | 1995 | 1996 | 1997 | البلد |
|-----------------------------|------|---------|----------|---------|---------|---------|---------|---------|---------|---------|---------|----------|----------|--------------------|
| Bahrain | A | 81.2 | 112.1 | 161.3 | 199.3 | 210.6 | 271.9 | 284.0 | 280.1 | 320.9 | 353.2 | 342.4 | 360.1 | البحرين |
| | B | 1,683.4 | 1,416.4 | 1,531.4 | 1,892.6 | 1,924.5 | 2,748.4 | 2,836.1 | 2,454.5 | 2,489.9 | 2,385.7 | 2,488.8 | 2,617.3 | ب |
| | C | 4.8 | 6.2 | 7.8 | 10.6 | 10.9 | 9.9 | 10.0 | 11.4 | 12.9 | 14.8 | 13.8 | 13.8 | ج |
| Egypt | A | 218.3 | 272.1 | 198.2 | 177.2 | 121.6 | 137.9 | 171.4 | 168.8 | 264.4 | 322.3 | 382.9 | 564.2 | مصر |
| | B | 9,956.4 | 11,502.3 | 7,596.4 | 8,657.2 | 7,447.6 | 9,202.5 | 7,914.4 | 8,293.0 | 8,187.8 | 9,592.1 | 11,738.9 | 13,038.2 | ب |
| | C | 2.2 | 2.4 | 2.6 | 2.0 | 1.6 | 1.5 | 2.9 | 2.1 | 2.1 | 2.8 | 2.7 | 2.9 | ج |
| Iraq | A | 281.1 | 190.7 | 214.6 | 276.3 | 449.5 | 382.3 | 149.0 | 700.0 | 650.0 | 720.0 | 1,100.0 | 2,600.0 | العراق |
| | B | 7,615.2 | 6,357.6 | 3,852.1 | 5,957.2 | 6,956.2 | 4,833.9 | 426.0 | 649.0 | 700.0 | 720.0 | 1,100.0 | 2,600.0 | ب |
| | C | 3.7 | 3.0 | 5.6 | 4.6 | 6.5 | 7.9 | 35.0 | 17.4 | 700.0 | 720.0 | 1,100.0 | 2,600.0 | ج |
| Jordan | A | 221.7 | 295.0 | 387.7 | 372.7 | 254.3 | 299.4 | 218.6 | 312.3 | 340.3 | 481.2 | 662.7 | 507.8 | الأردن |
| | B | 2,243.1 | 2,166.4 | 2,355.4 | 2,439.5 | 1,802.8 | 2,246.7 | 2,227.6 | 2,920.0 | 3,266.1 | 3,340.5 | 3,926.6 | 3,692.8 | ب |
| | C | 9.9 | 13.6 | 16.5 | 15.3 | 14.1 | 13.3 | 9.8 | 10.7 | 10.4 | 14.4 | 16.9 | 13.8 | ج |
| Kuwait | A | 319.2 | 406.9 | 599.8 | 819.5 | 810.6 | 418.2 | 313.3 | 893.1 | 785.7 | 945.2 | 1,016.9 | 1,067.4 | الكويت |
| | B | 6,156.1 | 5,760.2 | 5,495.4 | 6,264.6 | 6,301.1 | 3,352.5 | 3,490.6 | 7,259.1 | 7,042.1 | 6,680.4 | 8,374.0 | 8,250.5 | ب |
| | C | 5.2 | 7.1 | 10.9 | 13.1 | 12.9 | 12.5 | 9.0 | 12.3 | 11.2 | 11.9 | 12.1 | 12.9 | ج |
| Lebanon (Incl Crude oil) | A | 160.4 | 109.2 | 110.3 | 173.4 | 275.6 | 427.1 | 477.6 | 600.8 | 396.9 | 438.1 | 552.7 | 619.4 | لبنان |
| | B | 2,054.2 | 2,034.2 | 1,804.1 | 2,366.2 | 2,235.1 | 2,525.1 | 3,743.2 | 4,202.2 | 4,821.4 | 5,963.3 | 7,292.1 | 7,455.0 | ب (مع النفط الخام) |
| | C | 7.8 | 5.4 | 6.1 | 7.3 | 12.3 | 16.9 | 12.8 | 14.3 | 8.2 | 7.3 | 6.8 | 8.3 | ج |
| Oman | A | 721.8 | 487.3 | 432.3 | 512.3 | 631.4 | 729.4 | 936.3 | 1,178.9 | 1,344.2 | 1,274.4 | 1,294.6 | 1,473.1 | عمان |
| | B | 3,152.7 | 2,384.1 | 1,822.6 | 2,200.6 | 2,257.3 | 2,681.3 | 3,189.9 | 3,772.7 | 4,114.0 | 3,914.5 | 4,248.4 | 4,577.6 | ب |
| | C | 22.9 | 20.4 | 23.8 | 23.3 | 28.0 | 27.2 | 29.4 | 31.2 | 32.7 | 32.6 | 29.0 | 28.3 | ج |

II-1 (cont'd)

| Mn Us \$ | | 1985 | 1986 | 1987 | 1988 | 1989 | 1990 | 1991 | 1992 | 1993 | 1994 | 1995 | 1996 | 1997 | البلد |
|------------------------------|---|----------|----------|----------|----------|----------|----------|----------|----------|----------|----------|----------|-----------|-----------|--------------------------|
| Qatar | A | 83 1 | 91 1 | 98 4 | 126 7 | 146 4 | 199 7 | 223 8 | 275 8 | 350 7 | 346 2 | 411 7 | 421 2 | 523 5 | قطر |
| | B | 1,139 2 | 1,098 8 | 1,134 1 | 1,267 4 | 1,326 3 | 1,695 3 | 1,720 4 | 2,016 1 | 2,045 9 | 2,085 6 | 3,676 9 | 3,103 7 | 3,595 6 | |
| | C | 7 3 | 8 3 | 8 7 | 10 1 | 11 1 | 11 8 | 13 0 | 13 7 | 17 1 | 16 6 | 11 2 | 13 6 | 14 6 | |
| Saudi Arabia | A | 788 3 | 657 7 | 680 2 | 882 5 | 960 5 | 912 4 | 952 4 | 1,078 0 | 1,277 9 | 1,219 2 | 1,359 0 | 1,597 3 | 27,260 0 | السعودية |
| | B | 23,622 4 | 19,112 7 | 20,110 1 | 21,783 9 | 21,153 1 | 24,068 8 | 29,073 3 | 37,933 0 | 28,201 9 | 23,338 0 | 28,087 3 | 27,765 0 | | |
| | C | 3 3 | 3 4 | 3 4 | 4 1 | 4 6 | 3 8 | 3 3 | 2 8 | 4 5 | 5 2 | 4 8 | 5 8 | | |
| Syria | A | 73 0 | 76 1 | 106 4 | 91 4 | 97 2 | 117 4 | 114 9 | 164 6 | 201 7 | 281 1 | 304 6 | 365 7 | 269 4 | سوريا |
| | B | 2,905 0 | 2,352 3 | 2,108 6 | 2,170 9 | 2,004 9 | 2,367 1 | 2,767 4 | 3,490 1 | 4,130 6 | 5,455 5 | 4,698 3 | 5,367 6 | 4,018 8 | |
| | C | 2 5 | 3 2 | 5 0 | 4 2 | 4 8 | 5 0 | 4 2 | 4 7 | 4 9 | 5 2 | 6 5 | 6 8 | 6 7 | |
| U A E | A | 551 1 | 494 0 | 525 0 | 561 3 | 727 7 | 922 4 | 785 7 | 846 0 | 1,055 2 | 1,144 5 | 1,336 1 | 1,387 3 | 27,800 0 | الامارات العربية المتحدة |
| | B | 6,744 6 | 6,776 6 | 7,296 6 | 8,659 6 | 10,071 3 | 11,472 7 | 13,881 9 | 20,214 0 | 19,744 7 | 21,024 0 | 21,375 1 | 23,163 8 | | |
| | C | 8 2 | 7 3 | 7 3 | 6 6 | 7 3 | 8 0 | 5 7 | 4 2 | 5 3 | 5 4 | 6 3 | 6 0 | | |
| Yemen | A | | | | 407 5 | 375 0 | 292 7 | 445 7 | 319 8 | 372 6 | 338 0 | 470 5 | 485 4 | 501 1 | اليمن |
| | B | | | | 2,029 8 | 1,980 7 | 1,611 5 | 2,024 5 | 1,724 6 | 1,882 4 | 1,556 8 | 1,537 4 | 1,918 6 | 2,033 8 | |
| | C | | | | 20 1 | 18 9 | 18 2 | 22 0 | 18 5 | 19 8 | 21 7 | 30 6 | 25 3 | 24 6 | |
| Yemen A R (form) | A | 159 3 | 124 7 | 65 5 | | | | | | | | | | | ع النسبة سابقا |
| | B | 1,481 2 | 1,159 1 | 887 4 | | | | | | | | | | | |
| | C | 10 8 | 10 8 | 7 7 | | | | | | | | | | | |
| Dem Yemen (form) | A | 46 1 | 34 0 | 83 1 | | | | | | | | | | | اليمن الديمقراطي سابقا |
| | B | 673 6 | 464 6 | 488 6 | | | | | | | | | | | |
| | C | 6 9 | 7 3 | 18 4 | | | | | | | | | | | |
| Total Intra-regional imports | A | 3,704 6 | 3,327 0 | 3,613 6 | 4,562 1 | 5,049 1 | 5,049 5 | 5,119 5 | 6,237 7 | 6,574 0 | 6,802 0 | 7,713 4 | 8,509 1 | | مجموع الواردات الاقليمية |
| | B | 69,427 1 | 62,585 3 | 56,415 8 | 65,328 3 | 65,429 0 | 67,981 9 | 73,207 6 | 95,309 9 | 86,591 3 | 85,799 9 | 96,940 2 | 102,383 0 | 107,559 9 | مجموع الواردات |
| | C | 5 3 | 5 3 | 6 4 | 7 0 | 7 7 | 7 4 | 7 0 | 6 5 | 7 6 | 7 9 | 8 0 | 8 3 | | النسبة المئوية |

II-2
 نسبة الصادرات البترولية من محلل الصادرات حسب البلدان خلال الفترة ١٩٨٥-١٩٩٧
 Share of Intra-regional Exports in Total Exports by Country During the Period 1985-1997

A Intra-regional non-crude oil exports

B Total non-crude oil exports

C Ratio=A/B * 100

Mn. Us \$

الصادرات البترولية باستثناء النفط الخام
 مجموع الصادرات باستثناء النفط الخام
 ح.النسبة المئوية=أ/ب*١٠٠
 مليون دولار امريكي

| Country | 1985 | 1986 | 1987 | 1988 | 1989 | 1990 | 1991 | 1992 | 1993 | 1994 | 1995 | 1996 | 1997 | البلد |
|---------|------|---------|---------|---------|---------|---------|---------|---------|---------|---------|---------|---------|---------|---------|
| Bahrain | A | 150.6 | 97.4 | 133.4 | 247.3 | 318.4 | 311.6 | 231.1 | 264.0 | 362.8 | 360.1 | 393.4 | 411.2 | البحرين |
| | B | 344.5 | 371.7 | 417.3 | 581.0 | 655.8 | 766.5 | 786.5 | 811.6 | 1,206.9 | 1,229.2 | 1,548.9 | 1,453.7 | |
| | C | 43.7 | 26.2 | 32.0 | 42.6 | 48.6 | 40.7 | 29.4 | 32.5 | 30.1 | 29.3 | 25.4 | 28.3 | |
| Egypt | A | 164.1 | 146.0 | 216.6 | 180.7 | 229.8 | 195.3 | 252.5 | 381.7 | 382.9 | 367.7 | 324.3 | 367.6 | مصر |
| | B | 1,711.3 | 1,794.2 | 1,511.4 | 1,659.7 | 2,087.8 | 2,103.1 | 1,994.6 | 1,892.2 | 1,793.3 | 2,113.6 | 2,215.2 | 2,721.8 | |
| | C | 9.6 | 8.1 | 6.8 | 11.0 | 11.1 | 9.3 | 12.7 | 20.2 | 21.4 | 17.4 | 14.6 | 13.5 | |
| Iraq | A | 37.6 | 48.9 | 68.6 | 105.7 | 125.8 | 191.5 | 20.0 | 59.0 | | | | | العراق |
| | B | 150.8 | 85.2 | 194.5 | 219.4 | 265.5 | 392.0 | 71.2 | 220.4 | | | | | |
| | C | 25.1 | 57.3 | 36.1 | 48.2 | 47.4 | 48.9 | | | | | | | |
| Jordan | A | 332.0 | 281.9 | 370.2 | 351.9 | 406.5 | 370.6 | 217.6 | 295.4 | 393.8 | 432.7 | 593.6 | 636.5 | الأردن |
| | B | 649.0 | 645.1 | 730.3 | 884.3 | 926.3 | 921.8 | 922.6 | 944.3 | 1,019.8 | 1,136.2 | 1,433.5 | 1,466.6 | |
| | C | 51.1 | 43.7 | 50.7 | 39.9 | 44.2 | 40.2 | 23.6 | 31.3 | 38.6 | 38.1 | 41.4 | 43.4 | |
| Kuwait | A | 508.2 | 465.7 | 698.6 | 698.6 | 730.9 | 365.4 | 127.2 | 236.2 | 290.2 | 294.4 | 287.8 | 345.6 | الكويت |
| | B | 863.6 | 745.1 | 923.4 | 1,063.8 | 549.3 | 214.1 | 361.1 | 533.0 | 767.3 | 732.9 | 508.2 | 471.1 | |
| | C | 58.8 | 62.5 | 75.7 | 68.7 | 66.5 | 59.4 | 65.4 | 54.5 | 54.5 | 38.4 | 39.3 | 68.0 | |
| Lebanon | A | 253.7 | 249.8 | 282.2 | 351.1 | 247.7 | 239.7 | 260.1 | 302.2 | 220.6 | 336.4 | 492.7 | 337.3 | لبنان |
| | B | 399.7 | 430.3 | 496.3 | 628.4 | 485.3 | 494.0 | 539.1 | 559.5 | 451.9 | 572.0 | 823.5 | 734.0 | |
| | C | 63.5 | 58.1 | 56.9 | 55.9 | 51.0 | 48.5 | 48.2 | 54.0 | 48.8 | 58.8 | 59.8 | 46.0 | |
| Oman | A | 173.4 | 155.3 | 182.8 | 230.9 | 292.3 | 280.8 | 373.5 | 527.6 | 588.3 | 652.4 | 676.0 | 749.7 | عمان |
| | B | 348.1 | 290.4 | 322.3 | 403.0 | 436.3 | 458.3 | 633.5 | 910.5 | 1,151.5 | 1,310.6 | 1,310.8 | 1,457.2 | |
| | C | 49.8 | 53.5 | 56.8 | 57.3 | 67.0 | 61.3 | 59.0 | 57.9 | 51.1 | 49.8 | 51.6 | 51.4 | |

II-2 (cont'd)

| Mn Us \$ | | 1985 | 1986 | 1987 | 1988 | 1989 | 1990 | 1991 | 1992 | 1993 | 1994 | 1995 | 1996 | 1997 | البلد |
|------------------------------|---|-------|-------|---------|---------|----------|----------|----------|-----------|-----------|-----------|-----------|-----------|---------|------------------------|
| Qatar | A | | | | | 229 0 | 247 0 | 228 8 | 278 8 | 304 8 | 321 5 | 319 7 | 388 1 | 353 8 | قطر |
| | B | | | | | 780 1 | 746 7 | 871 3 | 1,250 3 | 1,151 7 | 1,228 9 | 1,256 2 | 1,287 0 | 1,427 3 | |
| | C | | | | | 29 4 | 33 1 | 26 3 | 22 3 | 26 5 | 26 2 | 25 5 | 30 2 | 24 8 | |
| Saudi Arabia | A | | | 834 7 | | 1,584 9 | 2,435 9 | 2,817 0 | 2,307 1 | 1,882 1 | 2,000 2 | | 2,172 2 | | السعودية |
| | B | | | 8,466 9 | | 9,510 5 | 11,497 5 | 10,451 0 | 10,684 6 | 10,377 4 | 10,513 9 | 14,059 0 | 16,508 9 | | |
| | C | | | 9 9 | | 16 7 | 21 2 | 27 0 | 21 6 | 18 1 | 19 0 | | 13 2 | | |
| Syria | A | 55 5 | 115 5 | 74 0 | 147 7 | 446 3 | 699 1 | 590 6 | 639 1 | 673 0 | 820 1 | 754 0 | 684 4 | 784 7 | سوريا |
| | B | 842 8 | 988 4 | 901 7 | 1,015 4 | 2,190 6 | 2,743 4 | 1,896 4 | 1,242 4 | 1,277 8 | 1,752 6 | 1,768 7 | 1,461 4 | 1,746 1 | |
| | C | 6 6 | 11 7 | 8 3 | 14 6 | 20 4 | 25 5 | 31 1 | 51 4 | 52 7 | 46 8 | 42 6 | 46 8 | 44 9 | |
| U A E | A | | | | | 370 5 | 362 8 | 507 6 | 601 0 | 671 4 | 351 4 | 441 7 | 438 5 | | الإمارات العربية |
| | B | | | | | 921 6 | 945 0 | 1,205 5 | 1,388 8 | 1,534 0 | 1,104 8 | 1,539 8 | 1,498 1 | | |
| | C | | | | | 40 2 | 38 4 | 42 1 | 43 3 | 43 8 | 31 8 | 28 7 | 29 3 | | |
| Yemen | A | | | | 97 4 | 117 2 | 49 3 | 42 4 | 23 3 | 29 2 | 105 2 | 162 5 | 71 5 | 38 9 | اليمن |
| | B | | | | 552 4 | 763 1 | 710 2 | 505 9 | 219 5 | 373 8 | 932 9 | 836 4 | 283 6 | 108 3 | |
| | C | | | | 17 6 | 15 4 | 6 9 | 8 4 | 10 6 | 7 8 | 11 3 | 19 4 | 25 2 | 35 9 | |
| Yemen A R (form) | A | 10 5 | 4 9 | 25 3 | | | | | | | | | | | C ع البنية سلعا |
| | B | 15 1 | 6 1 | 30 8 | | | | | | | | | | | |
| | C | 69 5 | 80 3 | 82 1 | | | | | | | | | | | |
| Dem Yemen(form) | A | 10 2 | 10 0 | 18 2 | | | | | | | | | | | اليمن الديموقراطي سلعا |
| | B | 40 9 | 29 0 | 70 3 | | | | | | | | | | | |
| | C | 24 9 | 34 5 | 25 9 | | | | | | | | | | | |
| Total Intra-regional exports | A | | | | | 5,099 3 | 5,749 1 | 5,668 4 | 5,915 4 | 5,799 2 | 6,041 8 | | 6,602 7 | | مجموع الصادرات لبلدنا |
| | B | | | | | 20,086 7 | 22,327 8 | 20,091 7 | 20,485 1 | 20,871 1 | 22,662 0 | 27,524 8 | 29,380 5 | | مجموع الصادرات |
| | C | | | | | 25 4 | 25 7 | 28 2 | 28 9 | 27 8 | 26 7 | | 22 5 | | النسبة المئوية |
| Total Intra-regional Trade | A | | | | | 10,148 4 | 10,798 6 | 10,787 9 | 12,153 1 | 12,373 2 | 12,843 9 | | 15,111 8 | | مجموع التجارة البينية |
| | B | | | | | 85,515 7 | 90,309 7 | 93,299 3 | 115,795 0 | 107,462 4 | 108,461 8 | 124,465 1 | 131,763 5 | | مجموع التجارة |
| | C | | | | | 11 9 | 12 0 | 11 6 | 10 5 | 11 5 | 11 8 | | 11 5 | | النسبة المئوية |

جدول رقم II-3

الواردات البينية لدول الاسكوا باستثناء النفط الخام

للفترة ١٩٨٥-١٩٩٧

Tables No. II-3

**Non-Crude Oil Intraregional Imports of Individual ESCWA Countries
for the period 1985-1997**

II-3-1

واردات البحرين ضمن المنطقة خلال الفترة ١٩٨٥-١٩٩٥

Intraregional Imports of Bahrain During the Period 1985-1997

| Country | 1985 | 1986 | 1987 | 1988 | 1989 | 1990 | 1991 | 1992 | 1993 | 1994 | 1995 | 1996 | 1997 |
|-----------------------|---------|---------|---------|---------|---------|---------|---------|---------|---------|---------|---------|---------|---------|
| Egypt | 17 | 16 | 22 | 29 | 32 | 34 | 50 | 80 | 92 | 89 | 64 | 90 | 91 |
| Iraq | 01 | 04 | 01 | 05 | 04 | 14 | - | - | - | - | - | 01 | 00 |
| Jordan | 25 | 75 | 84 | 89 | 113 | 144 | 169 | 123 | 170 | 157 | 180 | 154 | 131 |
| Kuwait | 69 | 83 | 88 | 123 | 173 | 142 | 111 | 85 | 126 | 113 | 149 | 135 | 118 |
| Lebanon | 116 | 109 | 111 | 113 | 86 | 83 | 91 | 105 | 87 | 84 | 78 | 74 | 92 |
| Oman | 21 | 20 | 23 | 29 | 60 | 39 | 67 | 67 | 78 | 76 | 92 | 91 | 86 |
| Qatar | 46 | 17 | 25 | 36 | 68 | 69 | 54 | 82 | 88 | 96 | 96 | 83 | 96 |
| Saudi Arabia | 172 | 207 | 379 | 675 | 879 | 993 | 1378 | 1479 | 1313 | 1626 | 1851 | 1769 | 2011 |
| Syria | 02 | 14 | 04 | 08 | 09 | - | - | 32 | 36 | - | 45 | 89 | 45 |
| U A E | 343 | 337 | 384 | 506 | 569 | 588 | 898 | 787 | 810 | 969 | 977 | 938 | 929 |
| Yemen | | | | | | | | 01 | 01 | - | 02 | 00 | 01 |
| Yemen A R (former) | | | | | | | | | | | | | |
| Dem Yemen (former) | | | | | | | | | | | | | |
| Total ESCWA | 812 | 882 | 1121 | 1613 | 1993 | 2106 | 2719 | 2840 | 2801 | 3209 | 3532 | 3424 | 3601 |
| Arab League countries | 819 | 889 | 1128 | 1617 | 2002 | 2151 | 2765 | 2922 | 2904 | 3351 | 3609 | 3562 | 3698 |
| Total World | 1,683.4 | 1,416.4 | 1,464.4 | 1,531.4 | 1,892.5 | 1,924.5 | 2,748.4 | 2,836.1 | 2,454.5 | 2,489.9 | 2,385.7 | 2,488.8 | 2,617.3 |

مليون دولار أمريكي

II-3-2
 واردات مصر ضمن المنطقة خلال الفترة ١٩٨٥-١٩٩٧
 Intraregional Imports of Egypt During the Period 1985-1997

| Mn US \$ | 1985 | 1986 | 1987 | 1988 | 1989 | 1990 | 1991 | 1992 | 1993 | 1994 | 1995 | 1996 | 1997 | مليون دولار امريكي |
|-----------------------|---------|----------|---------|---------|---------|---------|---------|---------|---------|---------|----------|----------|----------|--------------------------|
| Bahrain | 46 | 57 | 06 | 02 | 06 | 37 | 09 | 07 | 01 | 15 | 07 | 18 | 88 | التبحرين |
| Iraq | 190 | 440 | 87 | 182 | 252 | 74 | 02 | - | - | 02 | 01 | 02 | 22 | العراق |
| Jordan | 107 | 231 | 474 | 241 | 217 | 91 | 02 | 82 | 13 | 84 | 102 | 151 | 166 | الأردن |
| Kuwait | 885 | 438 | 434 | 365 | 48 | 63 | 450 | 75 | 47 | 72 | 86 | 60 | 72 | الكويت |
| Lebanon | 98 | 135 | 124 | 171 | 133 | 146 | 182 | 169 | 146 | 211 | 247 | 255 | 175 | لبنان |
| Oman | 122 | 07 | 83 | 75 | 63 | 73 | - | - | 03 | 01 | 01 | 06 | 05 | عمان |
| Qatar | 13 | 12 | 17 | 10 | 12 | 04 | 102 | 104 | 04 | 03 | 09 | 26 | 56 | قطر |
| Saudi Arabia | 717 | 1233 | 746 | 682 | 458 | 763 | 1361 | 1038 | 1328 | 1942 | 2489 | 2909 | 4403 | السعودية |
| Syria | 04 | 53 | 07 | 23 | 25 | 126 | 111 | 191 | 75 | 169 | 118 | 153 | 184 | سوريا |
| U A E | | 110 | | | | | 27 | 47 | 68 | 131 | 148 | 243 | 433 | الإمارات العربية المتحدة |
| Yemen | | | | | | 02 | 59 | 02 | 02 | 16 | 16 | 06 | 38 | اليمن |
| Yemen A R (former) | 01 | 02 | 04 | 21 | 02 | | | | | | | | | ح ج ع اليمنية سابقا |
| Dem Yemen (former) | | 03 | | | | | | | | | | | | اليمن الديمقراطي سابقا |
| Total ESCWA | 2183 | 2721 | 1982 | 1772 | 1216 | 1379 | 2304 | 1714 | 1688 | 2644 | 3223 | 3829 | 5642 | مجموع المنطقة العربية |
| Arab League countries | 3814 | 3793 | 2378 | 2531 | 1691 | 1990 | 2688 | 2485 | 2148 | 3338 | 4492 | 5101 | 6852 | مجموع الدول العربية |
| Total World | 9,956.4 | 11,502.3 | 7,596.4 | 8,657.2 | 7,447.6 | 9,202.5 | 7,914.4 | 8,292.9 | 8,187.8 | 9,592.1 | 11,738.9 | 13,038.2 | 13,210.0 | مجموع العالم |

II-3-3

واردات العراق ضمن المنطقة خلال الفترة ١٩٨٥-١٩٩٧
Intraregional Imports of Iraq During the Period 1985-1997

مليون دولار امريكي

| Country | 1985 | 1986 | 1987 | 1988 | 1989 | 1990 | 1991 | 1992 | 1993 | 1994 | 1995 | 1996 | 1997 | البلد |
|-----------------------|---------|---------|---------|---------|---------|---------|-------|-------|------|------|------|------|------|--------------------------|
| Bahrain | 10.1 | - | 0.4 | 0.1 | 11.4 | 8.6 | | | | | | | | البحرين |
| Egypt | 25.4 | 17.5 | 20.1 | 29.9 | 67.5 | 31.2 | 4.0 | | | | | | | مصر |
| Jordan | 114.6 | 118.6 | 138.6 | 164.2 | 209.9 | 220.3 | 145.0 | 113.0 | | | | | | الأردن |
| Kuwait | 64.4 | 17.1 | 22.6 | 17.6 | 26.9 | 24.0 | | | | | | | | الكويت |
| Lebanon | 15.7 | 16.5 | 13.8 | 16.7 | 19.5 | 27.6 | | | | | | | | لبنان |
| Oman | 5.8 | 7.7 | 1.8 | 3.3 | 1.9 | 1.5 | | | | | | | | عمان |
| Qatar | 6.2 | 3.8 | 4.0 | 5.7 | 6.4 | 1.9 | | | | | | | | قطر |
| Saudi Arabia | 21.3 | 4.6 | 11.6 | 37.2 | 96.5 | 62.5 | | | | | | | | السعودية |
| Syria | - | - | - | - | - | - | | | | | | | | سوريا |
| U A E | 17.6 | 4.9 | 1.7 | 1.6 | 9.4 | 4.6 | | | | | | | | الإمارات العربية المتحدة |
| Yemen | - | - | - | - | - | - | | | | | | | | اليمن |
| Yemen A R. (former) | - | - | - | - | 0.1 | 0.1 | | | | | | | | ح ج ع اليمنية سابقا |
| Dem Yemen (former) | - | - | - | - | - | - | | | | | | | | اليمن الديمقراطي سابقا |
| Total ESCWA | 281.1 | 190.7 | 214.6 | 276.3 | 449.5 | 382.3 | 149.0 | 113.0 | | | | | | مجموع الإسكوا |
| Arab League countries | 308.4 | 243.9 | 223.2 | 295.7 | 505.1 | 418.7 | 149.0 | 113.0 | | | | | | جامعة الدول العربية |
| Total World | 7,615.2 | 6,357.6 | 3,852.1 | 5,957.2 | 6,956.2 | 4,833.9 | 426.0 | 647.0 | | | | | | مجموع العالم |

II-3-4

واردات الأردن ضمن المنطقة خلال الفترة ١٩٨٥-١٩٩٧
Intraregional Imports of Jordan During the Period 1985-1997

| Country | 1985 | 1986 | 1987 | 1988 | 1989 | 1990 | 1991 | 1992 | 1993 | 1994 | 1995 | 1996 | 1997 |
|-----------------------|---------|---------|---------|---------|---------|---------|---------|---------|---------|---------|---------|---------|---------|
| Bahrain | 28 | 105 | 64 | 109 | 103 | 79 | 158 | 44 | 169 | 223 | 404 | 286 | 171 |
| Egypt | 110 | 265 | 284 | 266 | 320 | 292 | 336 | 552 | 422 | 430 | 462 | 930 | 363 |
| Iraq | 866 | 895 | 822 | 761 | 548 | 1147 | 450 | 980 | 1034 | 945 | 1101 | 1395 | 1034 |
| Kuwait | 249 | 199 | 617 | 660 | 520 | 391 | 05 | 16 | 28 | 01 | 02 | 06 | 09 |
| Lebanon | 279 | 571 | 411 | 260 | 118 | 166 | 310 | 446 | 357 | 258 | 425 | 517 | 355 |
| Oman | 14 | 09 | 20 | 14 | 11 | 03 | 10 | 15 | 22 | 44 | 56 | 71 | 95 |
| Qatar | 59 | 64 | 112 | 159 | 109 | 78 | 95 | 74 | 48 | 54 | 77 | 88 | 110 |
| Saudi Arabia | 419 | 452 | 1084 | 1069 | 438 | 612 | 406 | 578 | 717 | 1024 | 1304 | 1291 | 1455 |
| Syria | 157 | 333 | 282 | 270 | 348 | 181 | 373 | 314 | 481 | 691 | 784 | 1403 | 839 |
| U A E | 36 | 57 | 85 | 77 | 28 | 45 | 35 | 88 | 89 | 119 | 160 | 208 | 255 |
| Yemen | - | - | - | - | - | - | 07 | 17 | 37 | 48 | 36 | 80 | 70 |
| Yemen A R (former) | - | - | 32 | 82 | - | - | - | - | - | - | - | - | - |
| Dem Yemen (former) | - | - | 64 | - | - | - | - | - | - | - | - | - | - |
| Total ESCWA | 2217 | 2950 | 3877 | 3727 | 2543 | 2994 | 2186 | 3123 | 3403 | 3837 | 4812 | 6627 | 5078 |
| Arab League countries | 2315 | 3073 | 3991 | 3887 | 2608 | 3102 | 2385 | 3424 | 3860 | 4332 | 5124 | 7084 | 5524 |
| Total World | 2,243.1 | 2,166.4 | 2,355.4 | 2,439.5 | 1,802.8 | 2,246.7 | 2,227.6 | 2,920.0 | 3,266.1 | 3,049.8 | 3,340.5 | 3,926.6 | 3,692.8 |

Mn US \$

مليون دولار أمريكي

البلد

البحرين

مصر

العراق

الكويت

لبنان

عمان

قطر

السعودية

سوريا

الإمارات العربية المتحدة

اليمن

ع أ ب سابقا

اليمن الديمقراطي سابقا

مجموع المنطقة

جامعة الدول العربية

مجموع العالم

II-3-5
 واردة الكويت ضمن المنطقة خلال الفترة ١٩٨٥-١٩٩٧
 Intraregional Imports of Kuwait During the Period 1985-1997

| Country | 1985 | 1986 | 1987 | 1988 | 1989 | 1990 | 1991 | 1992 | 1993 | 1994 | 1995 | 1996 | 1997 |
|-----------------------|---------|---------|---------|---------|---------|---------|---------|---------|---------|---------|---------|---------|---------|
| Bahrain | 141 | 176 | 367 | 406 | 292 | 70 | 926 | 605 | 559 | 668 | 481 | 504 | |
| Egypt | 223 | 262 | 296 | 355 | 198 | 260 | 727 | 730 | 652 | 662 | 766 | 619 | |
| Iraq | 451 | 964 | 1472 | 1189 | 369 | - | - | - | - | - | - | - | |
| Jordan | 636 | 667 | 664 | 916 | 451 | - | - | - | - | - | 262 | 444 | |
| Lebanon | 625 | 775 | 879 | 662 | 313 | 234 | 783 | 641 | 539 | 488 | 444 | 498 | |
| Oman | 08 | 18 | 63 | 93 | 35 | 48 | 81 | 124 | 137 | 142 | 131 | 156 | |
| Qatar | 350 | 364 | 580 | 504 | 198 | 12 | 116 | 222 | 197 | 257 | 267 | 254 | |
| Saudi Arabia | 962 | 1661 | 2217 | 2845 | 1712 | 1897 | 3190 | 3478 | 3837 | 4783 | 5574 | 5593 | |
| Syria | 64 | 76 | 138 | 140 | 95 | 73 | 952 | 847 | 648 | 721 | 678 | 534 | |
| U A E | 609 | 1032 | 1517 | 994 | 520 | 539 | 2155 | 1210 | 1348 | 1729 | 1566 | 2072 | |
| Yemen | - | 03 | 01 | 02 | - | - | - | - | - | - | - | - | |
| Yemen A R (former) | - | - | - | 01 | - | - | - | - | - | - | - | - | |
| Dem Yemen (former) | - | - | - | - | - | - | - | - | - | - | - | - | |
| Total ESCWA | 3192 | 4069 | 5998 | 8195 | 8106 | 4182 | 3133 | 8930 | 7857 | 7917 | 9450 | 1,0169 | 1,0674 |
| Arab League countries | 4178 | 6059 | 8248 | 8176 | 4230 | 3146 | 8962 | 7893 | 8312 | 9586 | 1,0333 | 1,0803 | |
| Total World | 6,156.1 | 5,760.2 | 5,495.4 | 6,045.6 | 6,301.1 | 3,352.5 | 3,490.6 | 7,259.1 | 7,042.1 | 6,680.4 | 7,839.6 | 8,374.0 | 8,250.5 |

مليون دولار أمريكي

البلد

البحرين

مصر

العراق

الأردن

لبنان

عمان

قطر

السعودية

سوريا

الإمارات العربية المتحدة

اليمن

C ح ليمانية سابقا

اليمن الديموقراطي سابقا

مجموع الإسكوا

جامعة الدول العربية

مجموع العالم

II-3-6

واردات لبنان ضمن المنطقة خلال الفترة ١٩٨٥-١٩٩٧

Intraregional Imports of Lebanon During the Period 1985-1997

| Country | 1985 | 1986 | 1987 | 1988 | 1989 | 1990 | 1991 | 1992 | 1993 | 1994 | 1995 | 1996 | 1997 | البلد |
|-----------------------|---------|---------|---------|---------|---------|---------|---------|---------|---------|---------|---------|---------|---------|--------------------------|
| Bahrain | 23.0 | 19.1 | 19.4 | 19.2 | 22.1 | 25.0 | 27.5 | 30.3 | | | | 4.3 | 4.2 | البحرين |
| Egypt | 24.7 | 5.6 | 5.4 | 6.4 | 11.8 | 10.2 | 17.1 | 18.8 | 42.1 | 45.0 | 63.4 | 54.4 | 57.7 | مصر |
| Iraq | | | | | | | | | | | | 0.1 | 16.0 | العراق |
| Jordan | 4.9 | 3.2 | 2.8 | 3.3 | 7.1 | 14.6 | 21.2 | 19.8 | 21.4 | 28.2 | 41.8 | 35.6 | 37.5 | الأردن |
| Kuwait | 41.7 | 35.4 | 40.7 | 46.8 | 46.8 | 27.3 | | | 7.9 | 7.6 | 9.0 | 7.2 | 7.6 | الكويت |
| Oman | | 3.2 | 3.9 | 8.3 | 4.4 | 5.8 | 5.2 | 5.7 | | | | 2.7 | 1.5 | عمان |
| Qatar | | | | | | | | | 0.5 | | | 0.3 | 4.0 | قطر |
| Saudi Arabia | 50.7 | 17.9 | 15.6 | 20.8 | 21.4 | 33.5 | 28.4 | 31.3 | 69.4 | 83.7 | 126.0 | 112.6 | 122.7 | السعودية |
| Syria | 4.3 | 15.4 | 11.6 | 56.1 | 147.6 | 292.8 | 362.1 | 477.1 | 242.1 | 261.1 | 234.7 | 307.7 | 325.9 | سوريا |
| U. A. E. | 11.1 | 9.4 | 10.9 | 12.5 | 14.4 | 17.9 | 16.1 | 17.8 | 13.5 | 12.4 | 23.8 | 27.6 | 42.0 | الإمارات العربية المتحدة |
| Yemen | | | | | | | | | | | | 0.2 | 0.3 | اليمن |
| Yemen A. R (former) | | | | | | | | | | | | | | ي.م.ع. السابقة |
| Dem. Yemen (former) | | | | | | | | | | | | | | اليمن الديمقراطي سابقا |
| Total ESCWA | 160.4 | 109.2 | 110.3 | 173.4 | 275.6 | 427.1 | 477.6 | 600.8 | 396.9 | 438.1 | 498.7 | 552.7 | 619.4 | مجموع الاسكوا |
| Arab League countries | 167.3 | 114.5 | 117.2 | 181.8 | 283.6 | 440.1 | 494.4 | 619.8 | 408.6 | 485.4 | 568.2 | 628.3 | 691.3 | جامعة الدول العربية |
| Total World | 2,054.2 | 2,034.2 | 1,804.1 | 2,366.2 | 2,235.1 | 2,525.1 | 3,743.2 | 4,202.3 | 4,821.4 | 5,963.3 | 7,292.1 | 7,559.0 | 7,455.0 | مجموع العالم |

Mn. US \$

مليون دولار امريكي

II-3-7

واردات عمان ضمن المنطقة خلال الفترة ١٩٨٥-١٩٩٧

Intraregional Imports of Oman During the Period 1985-1997

| Country | 1985 | 1986 | 1987 | 1988 | 1989 | 1990 | 1991 | 1992 | 1993 | 1994 | 1995 | 1996 | 1997 |
|-----------------------|--------|--------|--------|--------|--------|--------|--------|--------|--------|--------|--------|--------|--------|
| Bahrain | 141 | 107 | 141 | 65 | 129 | 243 | 193 | 280 | 708 | 138 | 191 | 302 | 388 |
| Egypt | 07 | 05 | 06 | 08 | 23 | 35 | 68 | 46 | 38 | 28 | 38 | 47 | 54 |
| Iraq | 01 | - | - | 01 | - | - | - | - | - | - | - | - | - |
| Jordan | 08 | 04 | 09 | 08 | 22 | 20 | 21 | 19 | 35 | 22 | 33 | 35 | 36 |
| Kuwait | 65 | 46 | 73 | 64 | 101 | 78 | 08 | 45 | 84 | 84 | 96 | 98 | 107 |
| Lebanon | 14 | 09 | 07 | 13 | 13 | 04 | 06 | 18 | 20 | 12 | 13 | 15 | 19 |
| Qatar | 246 | 89 | 38 | 27 | 98 | 104 | 137 | 94 | 81 | 59 | 149 | 152 | 81 |
| Saudi Arabia | 82 | 146 | 205 | 292 | 455 | 582 | 838 | 751 | 877 | 972 | 1617 | 1405 | 1834 |
| Syria | 02 | 07 | 19 | 25 | 08 | 09 | 02 | 04 | 46 | 12 | 32 | 09 | 12 |
| U A E | 6652 | 4449 | 3825 | 4619 | 5465 | 6219 | 8082 | 1,0529 | 1,1540 | 1,1394 | 1,0123 | 1,0868 | 1,2173 |
| Yemen | - | 09 | - | 01 | - | - | 09 | 05 | 13 | 24 | 16 | 14 | 27 |
| Yemen A R (former) | - | 02 | - | - | - | - | - | - | - | - | - | - | - |
| Dem Yemen (former) | - | - | - | - | - | - | - | - | - | - | - | - | - |
| Total ESCWA | 7218 | 4873 | 4323 | 5123 | 6314 | 7294 | 9363 | 1,1789 | 1,3442 | 1,2744 | 1,2308 | 1,2946 | 1,4731 |
| Arab League countries | 7223 | 4876 | 4329 | 5130 | 6320 | 7300 | 9378 | 1,1800 | 1,3466 | 1,2758 | 1,2354 | 1,2982 | 1,5053 |
| Total World | 3,1527 | 2,3841 | 1,8226 | 2,2006 | 2,2576 | 2,6812 | 3,1899 | 3,7727 | 4,1140 | 3,9145 | 4,2484 | 4,5776 | 5,0260 |

Mn US \$

مليون دولار أمريكي

II-3-8

واردات قطر ضمن المنطقة خلال الفترة ١٩٨٥-١٩٩٧

Intraregional Imports of Qatar During the Period 1985-1997

مليون دولار امريكى

| Country | 1985 | 1986 | 1987 | 1988 | 1989 | 1990 | 1991 | 1992 | 1993 | 1994 | 1995 | 1996 | 1997 |
|-----------------------|---------|---------|---------|---------|---------|---------|---------|---------|---------|---------|---------|---------|---------|
| Bahrain | 2.0 | 1.7 | 1.6 | 6.3 | 9.8 | 16.2 | 23.2 | 27.4 | 19.6 | 33.4 | 36.1 | 35.9 | 38.8 |
| Egypt | 1.7 | 2.1 | 3.3 | 4.7 | 4.8 | 6.0 | 8.2 | 17.7 | 14.2 | 9.6 | 9.4 | 9.7 | 9.4 |
| Iraq | 0.1 | - | 0.1 | 0.2 | 0.9 | 0.2 | | | | | | | |
| Jordan | 8.3 | 6.5 | 6.8 | 8.1 | 4.8 | 9.3 | 19.4 | 20.3 | 20.1 | 14.2 | 9.4 | 11.0 | 13.8 |
| Kuwait | 4.6 | 4.1 | 4.9 | 6.5 | 9.3 | 6.9 | 1.1 | 6.8 | 10.8 | 10.1 | 14.1 | 15.2 | 16.2 |
| Lebanon | 9.1 | 8.9 | 10.6 | 10.2 | 7.4 | 8.8 | 10.9 | 12.0 | 11.2 | 10.6 | 7.2 | 6.8 | 6.3 |
| Oman | 2.0 | 1.0 | 1.0 | 2.7 | 4.6 | 3.9 | 5.2 | 6.3 | 8.0 | 9.2 | 11.1 | 11.3 | 12.0 |
| Saudi Arabia | 17.3 | 23.0 | 30.1 | 37.8 | 37.9 | 68.9 | 70.1 | 72.5 | 108.8 | 103.2 | 162.9 | 186.2 | 221.1 |
| Syria | 8.0 | 10.0 | 5.8 | 10.0 | 6.3 | 27.3 | 11.1 | 11.0 | 10.6 | 9.8 | 10.2 | 5.6 | 18.0 |
| U A E | 30.0 | 33.8 | 33.8 | 39.2 | 58.4 | 50.3 | 73.2 | 101.8 | 147.2 | 144.7 | 151.0 | 138.6 | 187.5 |
| Yemen | - | - | 0.4 | 1.0 | 2.2 | 1.9 | 1.4 | 0.2 | 0.2 | 1.4 | 0.3 | 1.0 | 0.2 |
| Yemen A. R (former) | - | - | - | - | - | - | - | - | - | - | - | - | - |
| Dem Yemen (former) | - | - | - | - | - | - | - | - | - | - | - | - | - |
| Total ESCWA | 83.1 | 91.1 | 98.4 | 126.7 | 146.4 | 199.7 | 223.8 | 275.8 | 350.7 | 346.2 | 411.7 | 421.2 | 523.5 |
| Arab League countries | 83.4 | 91.5 | 98.9 | 127.3 | 148.1 | 202.1 | 225.7 | 278.2 | 352.6 | 348.2 | 415.0 | 426.1 | 527.1 |
| Total World | 1,139.2 | 1,098.8 | 1,134.1 | 1,267.3 | 1,326.2 | 1,695.1 | 1,720.4 | 2,016.1 | 2,045.9 | 2,085.6 | 3,676.9 | 3,103.7 | 3,594.5 |

II-3-9

واردات السعودية ضمن المنطقة خلال الفترة ١٩٨٥-١٩٩٧

Intraregional Imports of Saudi Arabia During the Period 1985-1997

| Mn US \$ | 1985 | 1986 | 1987 | 1988 | 1989 | 1990 | 1991 | 1992 | 1993 | 1994 | 1995 | 1996 | 1997 | البلد |
|-----------------------|----------|----------|----------|----------|----------|----------|----------|----------|----------|----------|----------|----------|----------|--------------------------|
| Bahrain | 116.9 | 63.5 | 62.6 | 115.2 | 127.5 | 106.7 | 104.2 | 115.0 | 158.2 | 168.2 | 200.6 | 260.8 | 260.8 | البحرين |
| Egypt | 64.1 | 58.7 | 73.4 | 93.7 | 82.8 | 100.5 | 147.1 | 162.0 | 284.0 | 216.6 | 236.8 | 258.3 | 258.3 | مصر |
| Iraq | 16.0 | 23.1 | 22.6 | 28.4 | 30.1 | 20.0 | 0.2 | | | | | | | العراق |
| Jordan | 97.9 | 73.2 | 73.2 | 84.9 | 92.4 | 88.5 | 13.5 | 121.0 | 107.5 | 78.5 | 86.7 | 129.5 | 129.5 | الأردن |
| Kuwait | 142.9 | 109.8 | 112.7 | 108.2 | 134.0 | 76.9 | 5.4 | | 71.1 | 79.5 | 69.5 | 91.0 | 91.0 | الكويت |
| Lebanon | 74.0 | 63.6 | 83.9 | 139.7 | 99.3 | 90.8 | 121.7 | 134.0 | 108.9 | 103.7 | 93.6 | 110.1 | 110.1 | لبنان |
| Oman | 8.6 | 8.9 | 12.6 | 17.2 | 26.9 | 35.4 | 26.7 | 29.0 | 38.2 | 43.8 | 54.9 | 61.1 | 61.1 | عمان |
| Qatar | 62.0 | 67.7 | 57.8 | 94.4 | 72.3 | 52.2 | 56.2 | 62.0 | 83.5 | 69.5 | 65.8 | 76.3 | 76.3 | قطر |
| Syria | 25.2 | 30.5 | 37.4 | 39.7 | 126.5 | 151.8 | 249.7 | 204.0 | 119.8 | 130.6 | 149.7 | 160.7 | 160.7 | سوريا |
| U A E | 168.7 | 139.2 | 118.9 | 131.1 | 139.8 | 165.8 | 215.2 | 237.0 | 281.7 | 297.7 | 362.8 | 403.2 | 403.2 | الإمارات العربية المتحدة |
| Yemen | | | | | | | 12.5 | 14.0 | 25.0 | 31.2 | 38.4 | 44.9 | 44.9 | اليمن |
| Yemen A R (former) | 10.9 | 17.1 | 22.4 | 30.0 | 28.9 | 23.8 | | | | | | | | ع ا ر اليمنية سابقا |
| Dem Yemen (former) | 1.1 | 2.4 | 2.7 | - | - | - | | | | | | | | اليمن الديمقراطي سابقا |
| Total ESCWA | 788.3 | 657.7 | 680.2 | 882.5 | 960.5 | 912.4 | 952.4 | 1,078.0 | 1,277.9 | 1,219.2 | 1,359.0 | 1,597.3 | 1,597.3 | مجموع الإسكوا |
| Arab League countries | 978.9 | 791.3 | 796.4 | 1,051.9 | 1,077.1 | 1,125.6 | 1,184.3 | 1,380.0 | 1,500.4 | 1,423.9 | 1,622.9 | 1,883.0 | 1,883.0 | جامعة الدول العربية |
| Total World | 23,622.4 | 19,112.7 | 20,110.1 | 21,783.9 | 21,153.2 | 24,068.9 | 29,073.3 | 37,933.0 | 28,201.9 | 23,342.6 | 28,087.4 | 27,716.3 | 27,260.0 | مجموع العالم |

II-3-10

واردات سوريا ضمن المنطقة خلال الفترة ١٩٨٥-١٩٩٧
Intraregional Imports of Syria During the Period 1985-1997

Mn US \$

| Country | 1985 | 1986 | 1987 | 1988 | 1989 | 1990 | 1991 | 1992 | 1993 | 1994 | 1995 | 1996 | 1997 |
|-----------------------|---------|---------|---------|---------|---------|---------|---------|---------|---------|---------|---------|---------|---------|
| Bahrain | - | 0.3 | - | - | - | 0.2 | 0.4 | 0.3 | 0.4 | 2.6 | 0.8 | 2.3 | 4.4 |
| Egypt | - | - | - | - | 3.0 | 20.2 | 26.3 | 42.9 | 54.3 | 69.3 | 69.5 | 82.6 | 49.6 |
| Iraq | - | 0.2 | - | - | - | - | - | 0.2 | - | - | 0.1 | 0.0 | - |
| Jordan | 23.2 | 30.8 | 13.2 | 9.8 | 10.8 | 16.1 | 15.7 | 22.5 | 20.9 | 60.2 | 73.7 | 107.7 | 30.0 |
| Kuwait | 9.4 | 2.7 | 33.4 | 23.7 | 35.8 | 24.6 | 0.2 | 3.4 | 2.7 | 3.7 | 1.8 | 3.5 | 2.3 |
| Lebanon | 35.1 | 15.4 | 14.3 | 23.0 | 6.3 | 16.8 | 29.4 | 46.3 | 65.2 | 55.0 | 56.5 | 56.4 | 25.9 |
| Oman | - | - | - | - | - | 0.1 | - | - | - | - | - | - | 5.0 |
| Qatar | 0.1 | - | 0.1 | 0.5 | 0.3 | 0.6 | 0.1 | 0.1 | 2.1 | 0.8 | 1.7 | 1.0 | 8.8 |
| Saudi Arabia | 3.8 | 25.3 | 41.1 | 31.8 | 37.3 | 32.8 | 36.7 | 41.4 | 47.2 | 74.8 | 77.9 | 90.9 | 114.4 |
| U A E | 0.3 | 0.5 | 3.8 | 2.1 | 3.4 | 4.3 | 4.3 | 5.4 | 6.6 | 13.4 | 21.2 | 18.7 | 24.9 |
| Yemen | - | - | - | - | - | - | 1.7 | 2.1 | 2.3 | 1.3 | 1.4 | 2.6 | 4.1 |
| Yemen A R (former) | 0.2 | 0.4 | - | 0.5 | 0.3 | 1.7 | - | - | - | - | - | - | - |
| Dem. Yemen (former) | 0.9 | 0.5 | 0.5 | - | - | - | - | - | - | - | - | - | - |
| Total ESCWA | 73.0 | 76.1 | 106.4 | 91.4 | 97.2 | 117.4 | 114.9 | 164.6 | 201.7 | 281.1 | 304.6 | 365.7 | 269.4 |
| Arab League countries | 100.0 | 105.4 | 117.3 | 115.0 | 118.0 | 150.2 | 141.0 | 198.2 | 256.8 | 341.6 | 366.9 | 413.9 | 345.0 |
| Total World | 2,905.0 | 2,352.3 | 2,108.6 | 2,170.9 | 2,004.9 | 2,367.1 | 2,767.4 | 3,490.1 | 4,130.6 | 5,455.5 | 4,698.3 | 5,367.6 | 4,018.8 |

مليون دولار أمريكي

البلد
البحرين
مصر
العراق
الأردن
الكويت
لبنان
عمان
قطر
السعودية
الإمارات العربية المتحدة
اليمن
ج.ع. اليمينية سابقا
اليمن الديمقراطية سابقا
مجموع الإسكوا
جامعة الدول العربية
مجموع العالم

II-3-11

واردات الإمارات العربية المتحدة ضمن المنطقة خلال الفترة ١٩٨٥-١٩٩٧

Intraregional Imports of United Arab Emirates During the Period 1985-1997

Mn. US \$

ملليون دولار أمريكي

| Country | 1985 | 1986 | 1987 | 1988 | 1989 | 1990 | 1991 | 1992 | 1993 | 1994 | 1995 | 1996 | 1997 | البلد |
|-----------------------|---------|---------|---------|---------|----------|----------|----------|----------|----------|----------|----------|----------|----------|------------------------|
| Bahrain | 2379 | 1300 | 1160 | 789 | 956 | 1328 | 1134 | 826 | 1313 | 1310 | 1114 | 1230 | 1230 | البحرين |
| Egypt | 85 | 88 | 119 | 164 | 189 | 213 | 330 | 473 | 588 | 482 | 823 | 1057 | 1057 | مصر |
| Iraq | 73 | 118 | 328 | 360 | 467 | 253 | - | - | - | - | 01 | 02 | 02 | العراق |
| Jordan | 306 | 309 | 305 | 341 | 546 | 693 | 477 | 548 | 623 | 678 | 846 | 957 | 957 | الأردن |
| Kuwait | 361 | 160 | 316 | 407 | 421 | 391 | 88 | 292 | 580 | 673 | 548 | 726 | 726 | الكويت |
| Lebanon | 497 | 478 | 607 | 692 | 553 | 536 | 624 | 734 | 837 | 689 | 553 | 599 | 599 | لبنان |
| Oman | 78 | 68 | 61 | 96 | 23 | 93 | 72 | 17 | 39 | 11 | 11 | 191 | 191 | عمان |
| Qatar | 398 | 463 | 496 | 475 | 967 | 1294 | 1233 | 1107 | 1258 | 1302 | 1509 | 1215 | 1215 | قطر |
| Saudi Arabia | 1285 | 1877 | 1829 | 2195 | 2926 | 4154 | 3619 | 4162 | 4906 | 5946 | 7508 | 7434 | 7434 | السعودية |
| Syria | 49 | 78 | 28 | 94 | 226 | 221 | 255 | 261 | 346 | 286 | 401 | 387 | 387 | سوريا |
| Yemen | - | 01 | 01 | - | 03 | 48 | 24 | 40 | 62 | 68 | 48 | 75 | 75 | اليمن |
| Yemen A R (former) | - | 01 | 01 | - | - | - | - | - | - | - | - | - | - | ح ج اليمانية سابقا |
| Dem Yemen (former) | 01 | 01 | - | - | - | - | - | - | - | - | - | - | - | اليمن الديمقراطي سابقا |
| Total ESCWA | 5511 | 4940 | 5250 | 5613 | 7277 | 9224 | 7857 | 8460 | 10552 | 11445 | 13361 | 13873 | 13873 | مجموع الإسكوا |
| Arab League countries | 5725 | 5045 | 5427 | 5900 | 7581 | 9565 | 8153 | 8685 | 10734 | 11799 | 13804 | 14346 | 14346 | جامعة الدول العربية |
| Total World | 6,744.6 | 6,776.6 | 7,296.6 | 8,659.6 | 10,071.3 | 11,472.7 | 13,881.9 | 20,214.0 | 19,744.7 | 21,024.1 | 21,375.1 | 23,163.8 | 27,800.0 | مجموع العالم |

II-3-12

واردات اليمن ضمن المنطقة خلال الفترة ١٩٨٧ - ١٩٩٧
Intraregional Imports of Yemen During the Period 1987-1997

مليون دولار امريكى

| Country | 1985 | | 1986 | | 1987 | | 1988 | | 1989 | | 1990 | | 1991 | | 1992 | | 1993 | | 1994 | | 1995 | | 1996 | | 1997 | |
|-----------------------|------|-------|------|-------|------|------|-------|------|-------|-------|-------|-------|-------|-------|-------|-------|-------|-------|-------|-------|-------|-------|-------|-------|-------|-----|
| | S | N | S | N | S | N | S+N | N | S+N | S+N | S+N | S+N | S+N | S+N | S+N | S+N | S+N | S+N | S+N | S+N | S+N | S+N | S+N | S+N | S+N | S+N |
| Bahrain | - | 01 | 21 | 01 | - | 03 | 46 | 03 | 42 | 42 | 64 | 58 | 137 | 76 | 105 | 05 | 158 | 62 | 62 | 62 | 05 | 158 | 62 | 62 | 62 | 62 |
| Egypt | - | 20 | 05 | 21 | 04 | 19 | 98 | 19 | 73 | 84 | 180 | 180 | 167 | 229 | 180 | 203 | 264 | 202 | 202 | 203 | 264 | 202 | 202 | 202 | 202 | |
| Iraq | - | 13 | - | 13 | 01 | 02 | 209 | 02 | 302 | 260 | 207 | - | - | - | - | - | 00 | 00 | 00 | - | 00 | 00 | 00 | 00 | 00 | |
| Jordan | 44 | 32 | 32 | 32 | 07 | 27 | 80 | 27 | 65 | 184 | 135 | 147 | 168 | 90 | 201 | 235 | 173 | 173 | 235 | 201 | 235 | 173 | 173 | 173 | 173 | |
| Kuwait | 150 | 89 | 02 | 91 | 319 | 22 | 514 | 22 | 360 | 279 | 1158 | 10 | 68 | 39 | 570 | 810 | 806 | 806 | 570 | 810 | 806 | 806 | 806 | 806 | 806 | |
| Lebanon | 08 | 18 | 04 | 18 | 03 | 16 | 33 | 16 | 17 | 11 | 16 | 13 | 07 | 10 | 09 | 52 | 08 | 08 | 09 | 52 | 08 | 08 | 08 | 08 | 08 | |
| Oman | - | - | - | - | - | - | 03 | 03 | 22 | 15 | 09 | 02 | 13 | 32 | 25 | 70 | 64 | 64 | 25 | 70 | 64 | 64 | 64 | 64 | 64 | |
| Qatar | - | - | - | - | - | 06 | 02 | 15 | 125 | 164 | 04 | 04 | 01 | 00 | 03 | 06 | 12 | 12 | 03 | 06 | 12 | 12 | 12 | 12 | 12 | |
| Saudi Arabia | 107 | 1314 | - | 1342 | 212 | 466 | 2647 | 466 | 2542 | 1296 | 1216 | 1283 | 1310 | 1439 | 1489 | 1738 | 1915 | 1915 | 1489 | 1738 | 1915 | 1915 | 1915 | 1915 | 1915 | |
| Syria | - | 09 | - | 10 | - | 02 | 04 | 11 | 11 | 10 | 03 | 15 | 38 | 24 | 19 | 49 | 31 | 31 | 19 | 49 | 31 | 31 | 31 | 31 | 31 | |
| U A E | 44 | 30 | - | 31 | 285 | 92 | 439 | 92 | 301 | 599 | 1311 | 1421 | 1815 | 1461 | 2180 | 1472 | 1736 | 1736 | 2180 | 1472 | 1736 | 1736 | 1736 | 1736 | 1736 | |
| Yemen A R (former) | 108 | - | 21 | - | - | - | - | - | - | - | - | - | - | - | - | - | - | - | - | - | - | - | - | - | - | |
| Dem Yemen (former) | - | 67 | - | 68 | - | - | - | - | - | - | - | - | - | - | - | - | - | - | - | - | - | - | - | - | - | |
| Total ESCWA | 461 | 1593 | 340 | 1247 | 831 | 655 | 4075 | 655 | 3750 | 2927 | 4457 | 3198 | 3726 | 3380 | 4705 | 4854 | 5011 | 5011 | 4705 | 4854 | 5011 | 5011 | 5011 | 5011 | 5011 | |
| Arab League countries | 533 | 1987 | 422 | 1552 | 955 | 941 | 4636 | 941 | 4689 | 3716 | 5307 | 3692 | 4398 | 4007 | 5042 | 5283 | 5537 | 5537 | 5042 | 5283 | 5537 | 5537 | 5537 | 5537 | 5537 | |
| Total World | 6736 | 14812 | 4646 | 11591 | 4886 | 8874 | 20304 | 8874 | 19807 | 16115 | 20250 | 17246 | 18824 | 15568 | 15374 | 19186 | 20338 | 20338 | 15374 | 19186 | 20338 | 20338 | 20338 | 20338 | 20338 | |

جدول رقم II-4

الصادرات البينية لدول الاسكوا باستثناء النفط الخام
للفترة ١٩٩٧-١٩٨٥

Tables No. II-4

Non-Crude Oil Intraregional Exports of Individual ESCWA Countries
for the period 1985-1997

II-4-1

صادرات البحرين ضمن المنطقة خلال الفترة ١٩٨٥-١٩٩٧ (1)
Intraregional Exports of Bahrain During the Period 1985-1997 (1)

| Country | 1985 | 1986 | 1987 | 1988 | 1989 | 1990 | 1991 | 1992 | 1993 | 1994 | 1995 | 1996 | 1997 |
|-----------------------|-------|-------|-------|-------|-------|-------|-------|-------|---------|---------|---------|---------|---------|
| Egypt | 29.7 | 11.0 | 3.3 | 0.3 | 0.3 | 5.9 | 2.3 | 0.9 | 0.3 | - | 0.3 | 3.5 | 6.7 |
| Iraq | 3.7 | 0.8 | 0.3 | 6.8 | 85.6 | 69.8 | - | - | - | - | - | - | - |
| Jordan | 3.3 | 3.5 | 8.4 | 11.2 | 7.8 | 14.9 | 8.4 | 11.4 | 13.0 | - | 35.5 | 19.5 | 27.9 |
| Kuwait | 10.1 | 11.7 | 31.7 | 30.2 | 30.0 | 15.5 | 49.4 | 41.6 | 45.3 | 40.0 | 45.6 | 36.6 | 42.6 |
| Lebanon | - | - | - | - | - | - | 0.5 | 0.6 | 1.3 | 1.6 | 1.7 | 3.0 | 2.4 |
| Oman | 3.5 | 5.7 | 5.4 | 6.2 | 6.5 | 4.4 | 3.8 | 4.2 | 12.0 | 20.4 | 8.3 | 14.2 | 8.4 |
| Qatar | 3.9 | 2.7 | 3.4 | 7.3 | 11.5 | 67.5 | 26.0 | 25.8 | 24.0 | 27.4 | 27.0 | 38.3 | 32.5 |
| Saudi Arabia | 59.6 | 51.4 | 68.3 | 114.4 | 128.0 | 108.1 | 117.7 | 142.5 | 196.8 | 212.9 | 229.4 | 230.8 | 249.7 |
| Syria | 0.1 | - | 0.1 | 0.1 | - | - | - | 0.6 | 0.4 | - | 1.0 | - | 6.2 |
| U A E | 36.7 | 9.8 | 11.7 | 70.4 | 48.7 | 25.5 | 23.1 | 36.2 | 69.7 | 57.9 | 43.8 | 65.3 | 59.3 |
| Yemen | - | 0.8 | 0.8 | 0.4 | - | - | - | 0.2 | 0.2 | - | 1.0 | - | 1.6 |
| Yemen A R (former) | - | - | - | - | - | - | - | - | - | - | - | - | - |
| Dem Yemen (former) | - | - | - | - | - | - | - | - | - | - | - | - | - |
| Total ESCWA | 150.6 | 97.4 | 133.4 | 247.3 | 318.4 | 311.6 | 231.1 | 264.0 | 362.8 | 360.1 | 393.4 | 411.2 | 437.2 |
| Arab League countries | 150.7 | 97.5 | 141.8 | 249.7 | 331.6 | 322.9 | 236.5 | 268.2 | 369.4 | 360.6 | 401.9 | 421.6 | 501.8 |
| Total World | 344.5 | 371.7 | 417.4 | 581.0 | 655.8 | 766.5 | 785.6 | 811.6 | 1,249.7 | 1,229.2 | 1,548.9 | 1,453.7 | 1,577.1 |

(1) Excluding oil products

II-4-2

صادرات مصر ضمن المنطقة خلال الفترة ١٩٨٥-١٩٩٧ (١)

Intraregional Exports of Egypt During the Period 1985-1997 (1)

| Country | 1985 | 1986 | 1987 | 1988 | 1989 | 1990 | 1991 | 1992 | 1993 | 1994 | 1995 | 1996 | 1997 | البلد |
|-----------------------|---------|---------|---------|---------|---------|---------|---------|---------|---------|---------|---------|---------|---------|--------------------------|
| Bahrain | 1.1 | 1.4 | 1.0 | 1.1 | 1.2 | 1.5 | 2.2 | 3.4 | 4.4 | 3.7 | 2.4 | 2.6 | 2.3 | البحرين |
| Iraq | 39.2 | 21.4 | 23.9 | 37.7 | 64.7 | 31.3 | 3.6 | - | 0.2 | 1.0 | 0.1 | 0.1 | 20.0 | العراق |
| Jordan | 9.2 | 12.2 | 28.3 | 31.8 | 27.7 | 15.7 | 36.7 | 33.6 | 14.5 | 21.0 | 30.9 | 44.7 | 26.1 | الأردن |
| Kuwait | 10.7 | 11.6 | 14.7 | 13.6 | 17.5 | 11.4 | 14.7 | 36.4 | 35.5 | 26.1 | 16.9 | 19.4 | 19.0 | الكويت |
| Lebanon | 18.6 | 6.7 | 10.4 | 5.8 | 11.1 | 9.2 | 15.7 | 21.4 | 26.7 | 35.1 | 43.5 | 33.1 | 32.3 | لبنان |
| Oman | 5.4(2) | 6.7(2) | 7.2(2) | 10.6(2) | 11.3(2) | 14.5(2) | 4.2 | 2.4 | 1.5 | 2.3 | 2.8 | 2.9 | 2.7 | عمان |
| Qatar | 2.6 | 3.2 | 4.0 | 2.8 | 4.5 | 4.2 | 7.8 | 9.1 | 8.7 | 6.0 | 5.1 | 5.7 | 5.3 | قطر |
| Saudi Arabia | 74.5 | 80.1 | 123.3 | 68.9 | 78.4 | 76.6 | 114.9 | 202.4 | 196.6 | 155.1 | 113.1 | 122.9 | 138.5 | السعودية |
| Syria | - | 0.1 | - | 0.1 | 0.9 | 11.7 | 17.7 | 36.5 | 49.2 | 57.5 | 56.1 | 55.1 | 34.6 | سوريا |
| U A E | - | - | - | 0.1 | 0.9 | 11.7 | 12.9 | 19.6 | 24.8 | 40.8 | 41.0 | 44.5 | 34.2 | الإمارات العربية المتحدة |
| Yemen | 2.8 | 2.6 | 3.8 | 8.3 | 12.5 | 19.3 | 22.2 | 17.1 | 20.8 | 19.1 | 12.5 | 36.6 | 32.5 | اليمن |
| Yemen A R (former) | | | | | | | | | | | | | | ح ج ع اليمنية سابقا |
| Dem Yemen (former) | | | | | | | | | | | | | | اليمن الديمقراطية سابقا |
| Total ESCWA | 164.1 | 146.0 | 216.6 | 180.7 | 229.8 | 195.3 | 252.5 | 381.7 | 382.9 | 367.7 | 324.3 | 367.6 | 347.5 | مجموع الإسكوا |
| Arab League countries | 194.1 | 215.5 | 175.4 | 249.2 | 283.5 | 288.6 | 441.5 | 540.0 | 532.9 | 517.7 | 476.2 | 497.7 | 479.7 | جامعة الدول العربية |
| Total World | 1,711.3 | 1,794.2 | 1,511.4 | 1,659.7 | 2,087.9 | 2,103.1 | 1,994.6 | 1,892.2 | 1,793.3 | 2,113.6 | 2,215.2 | 2,721.8 | 3,237.7 | مجموع العالم |

(1) Excluding crude oil

(2) Including United Arab Emirates

(١) لا تتضمن النفط الخام
(٢) بصرفها الإمارات العربية المتحدة

II-4-3

صادرات العراق ضمن المنطقة خلال الفترة ١٩٨٥-١٩٩٧ (١)
 Intraregional Exports of Iraq During the Period 1985-1997 (1)

| Mn US\$ | 1985 | 1986 | 1987 | 1988 | 1989 | 1990 | 1991 | 1992 | 1993 | 1994 | 1995 | 1996 | 1997 | البلد |
|-----------------------|-------|------|-------|-------|-------|-------|------|-------|------|------|------|------|------|--------------------------|
| Bahrain | - | - | 0.1 | 0.2 | 0.5 | 0.2 | | | | | | | | البحرين |
| Egypt | 0.5 | 1.7 | 0.1 | 1.1 | 0.4 | 11.7 | | | | | | | | مصر |
| Jordan | 21.7 | 22.4 | 12.3 | 28.4 | 25.2 | 101.6 | 20.0 | 59.0 | | | | | | الأردن |
| Kuwait | 6.4 | 11.2 | 18.5 | 46.2 | 45.9 | 25.3 | | | | | | | | الكويت |
| Lebanon | 0.1 | 0.4 | - | 0.4 | 1.1 | 0.5 | | | | | | | | لبنان |
| Oman | - | 0.1 | - | 0.1 | 0.2 | 0.3 | | | | | | | | عمان |
| Qatar | - | 0.1 | - | 0.1 | 0.4 | 0.2 | | | | | | | | قطر |
| Saudi Arabia | 1.6 | 2.7 | 6.4 | 7.1 | 17.7 | 25.8 | | | | | | | | السعودية |
| Syria | - | - | - | - | - | - | | | | | | | | سوريا |
| U A E | 7.3 | 10.2 | 31.2 | 21.5 | 30.9 | 24.7 | | | | | | | | الإمارات العربية المتحدة |
| Yemen | - | - | - | - | - | - | | | | | | | | اليمن |
| Yemen A R (former) | - | - | - | 0.6 | 3.5 | 1.2 | | | | | | | | ج.م.ع. اليمنية سابقا |
| Dem. Yemen (former) | - | 0.1 | - | - | - | - | | | | | | | | اليمن الديمقراطي سابقا |
| Total ESCWA | 37.6 | 48.9 | 68.6 | 105.7 | 125.8 | 191.5 | 20.0 | 59.0 | | | | | | مجموع الإسكوا |
| Arab League countries | 38.1 | 49.9 | 70.4 | 105.9 | 128.8 | 199.9 | 20.0 | 59.0 | | | | | | جامعة الدول العربية |
| Total World | 150.8 | 85.2 | 194.5 | 219.4 | 265.5 | 392.1 | 71.2 | 220.4 | | | | | | مجموع العالم |

(1) Excluding crude oil

(١) لا تتضمن النفط الخام

II-4-4

صادرات الأردن ضمن المنطقة خلال الفترة ١٩٨٥-١٩٩٧

Intraregional Exports of Jordan During the Period 1985-1997

| Country | 1985 | 1986 | 1987 | 1988 | 1989 | 1990 | 1991 | 1992 | 1993 | 1994 | 1995 | 1996 | 1997 |
|-----------------------|-------|-------|-------|-------|-------|-------|-------|-------|---------|---------|---------|---------|---------|
| Bahrain | 2.7 | 5.3 | 5.6 | 5.8 | 9.4 | 8.5 | 17.1 | 11.7 | 20.9 | 22.9 | 21.3 | 19.8 | 16.5 |
| Egypt | 7.7 | 11.4 | 39.7 | 19.6 | 18.1 | 16.0 | 6.2 | 6.0 | 6.7 | 8.3 | 12.6 | 19.8 | 21.0 |
| Iraq | 167.4 | 121.4 | 174.4 | 175.7 | 212.2 | 178.5 | 83.2 | 71.8 | 114.4 | 150.6 | 272.3 | 135.6 | 200.4 |
| Kuwait | 19.7 | 25.2 | 25.1 | 25.5 | 27.2 | 16.6 | 0.1 | 0.3 | - | 2.0 | 1.3 | 28.4 | 48.6 |
| Lebanon | 4.6 | 3.0 | 2.5 | 2.9 | 6.8 | 13.3 | 14.7 | 14.3 | 25.9 | 25.6 | 34.5 | 34.1 | 40.2 |
| Oman | 0.9 | 0.5 | 1.0 | 0.6 | 0.8 | 1.2 | 1.1 | 1.7 | 3.4 | 2.7 | 4.2 | 9.7 | 8.2 |
| Qatar | 4.4 | 4.2 | 3.8 | 4.6 | 4.3 | 6.4 | 15.3 | 12.3 | 14.7 | 12.8 | 14.2 | 25.2 | 30.4 |
| Saudi Arabia | 99.3 | 79.5 | 76.4 | 85.4 | 84.9 | 70.5 | 16.2 | 103.1 | 118.2 | 103.4 | 100.4 | 182.9 | 198.4 |
| Syria | 9.9 | 13.1 | 21.3 | 8.9 | 13.8 | 12.7 | 13.4 | 19.0 | 28.2 | 38.2 | 56.2 | 57.8 | 36.2 |
| U A E | 9.9 | 13.7 | 13.7 | 19.0 | 22.6 | 32.3 | 38.3 | 38.1 | 44.9 | 55.8 | 62.3 | 83.8 | 78.2 |
| Yemen | | | | | | | 12.0 | 17.0 | 16.5 | 10.4 | 14.4 | 29.7 | 18.8 |
| Yemen A R (former) | 3.3 | 2.5 | 5.6 | 3.9 | 6.4 | 14.6 | | | | | | | |
| Dem Yemen (former) | 2.2 | 2.1 | 1.1 | - | - | - | | | | | | | |
| Total ESCWA | 332.0 | 281.9 | 370.2 | 351.9 | 406.5 | 370.6 | 217.6 | 295.4 | 393.8 | 432.7 | 593.6 | 636.5 | 713.7 |
| Arab League countries | 334.2 | 291.8 | 379.0 | 370.8 | 419.5 | 389.7 | 254.2 | 327.3 | 421.9 | 482.2 | 642.0 | 684.5 | 781.1 |
| Total World | 649.0 | 645.1 | 730.3 | 884.8 | 926.3 | 921.8 | 922.6 | 944.3 | 1,019.8 | 1,136.2 | 1,433.5 | 1,466.6 | 1,503.5 |

Mn US \$

مليون دولار أمريكي

البحرين
مصر
العراق
الكويت
لبنان
عمان
قطر
السعودية
سوريا
الإمارات العربية المتحدة
اليمن
C ع اليمنية سابقا
اليمن الديمقراطي سابقا
مجموع الإسكوا
جامعة الدول العربية
مجموع العالم

II-4-5

(١) ١٩٩٧-١٩٨٥ الفترة حلال المنطقة صمم الكويت صادرات الكوئت

Intraregional Exports of Kuwait During the Period 1985-1997 (1)

| Country | 1985 | 1986 | 1987 | 1988 | 1989 | 1990 | 1991 | 1992 | 1993 | 1994 | 1995 | 1996 | 1997 |
|-----------------------|------|------|------|--------|------|------|------|------|------|------|------|------|------|
| Bahrain | 75 | 97 | 185 | 236 | 139 | 139 | 20 | 117 | 187 | 150 | 173 | 177 | 189 |
| Egypt | 148 | 219 | 227 | 237 | 111 | 111 | 29 | 89 | 152 | 168 | 195 | 175 | 469 |
| Iraq | 1829 | 1322 | 3157 | 3457 | 1579 | 1579 | 107 | - | - | - | - | - | - |
| Jordan | 206 | 221 | 374 | 322 | 211 | 211 | 483 | - | - | 34 | 41 | 65 | 73 |
| Lebanon | 77 | 72 | 107 | 125 | 82 | 82 | 26 | 77 | 109 | 106 | 140 | 99 | 106 |
| Oman | 36 | 61 | 86 | 122 | 82 | 82 | 10 | 62 | 126 | 91 | 110 | 126 | 166 |
| Qatar | 113 | 98 | 108 | 132 | 72 | 72 | 12 | 83 | 112 | 129 | 150 | 167 | 174 |
| Saudi Arabia | 2052 | 1939 | 1704 | 1659 | 853 | 853 | 254 | 931 | 1111 | 1114 | 1137 | 1281 | 1329 |
| Syria | 78 | 54 | 353 | 261 | 90 | 90 | 13 | 86 | 143 | 93 | 162 | 199 | 229 |
| U A E | 419 | 524 | 615 | 677 | 410 | 410 | 318 | 917 | 962 | 1057 | 763 | 1137 | 1162 |
| Yemen | | | | | | 25 | 01 | - | - | 02 | 08 | 29 | 13 |
| Yemen A R (former) | 13 | 27 | 40 | 41 | | | | | | | | | |
| Dem Yemen (former) | 36 | 23 | 30 | 40 | | | | | | | | | |
| Total ESCWA | 5082 | 4657 | 6986 | 7309 | 3654 | 3654 | 1272 | 2362 | 2902 | 2944 | 2878 | 3456 | 3909 |
| Arab League countries | 5352 | 4963 | 7087 | 7771 | 3940 | 3940 | 1300 | 2378 | 2940 | 3084 | 3132 | 3611 | 4079 |
| Total World | 8636 | 7451 | 9234 | 1,0638 | 5493 | 5493 | 2141 | 3611 | 5330 | 7673 | 7329 | 5082 | 4711 |

(1) Excluding crude oil

II-4-6

صاحرات لبنان ضمن المنطقة خلال الفترة ١٩٨٥-١٩٩٧

Intraregional Exports of Lebanon During the Period 1985-1997

| Country | 1985 | 1986 | 1987 | 1988 | 1989 | 1990 | 1991 | 1992 | 1993 | 1994 | 1995 | 1996 | 1997 |
|-----------------------|-------|-------|-------|-------|-------|-------|-------|-------|-------|-------|-------|-------|-------|
| Bahrain | 7.7 | 5.9 | 6.5 | 6.5 | 7.2 | 8.1 | 8.9 | 9.8 | 6.0 | 6.0 | 6.0 | 11.3 | 15.4 |
| Egypt | 8.9 | 9.2 | 11.3 | 15.6 | 12.1 | 13.3 | 16.4 | 18.0 | 11.4 | 11.9 | 15.9 | 16.8 | 16.3 |
| Iraq | | | | | | | | | | | | | |
| Jordan | 25.2 | 51.9 | 36.9 | 23.5 | 10.8 | 15.1 | 28.2 | 40.5 | 23.9 | 22.8 | 29.6 | 38.0 | 24.8 |
| Kuwait | 56.2 | 56.8 | 70.5 | 81.2 | 60.1 | 43.8 | | | 26.0 | 32.2 | 32.5 | 31.8 | 28.7 |
| Oman | 1.3 | 0.8 | 0.6 | 1.2 | 1.2 | 0.3 | 0.5 | 1.6 | | 2.7 | 3.0 | 2.2 | 1.4 |
| Qatar | 8.3 | 8.1 | 9.6 | 9.3 | 6.8 | 8.0 | 9.9 | 10.9 | 5.3 | 6.3 | 7.3 | 6.9 | 6.9 |
| Saudi Arabia | 67.3 | 57.8 | 76.3 | 127.0 | 90.2 | 82.7 | 111.0 | 122.0 | 60.5 | 87.2 | 91.4 | 92.8 | 96.9 |
| Syria | 31.9 | 14.0 | 13.0 | 20.9 | 5.8 | 15.3 | 26.8 | 35.1 | 52.7 | 63.0 | 69.2 | 70.1 | 37.5 |
| U A E | 45.5 | 43.6 | 55.5 | 62.7 | 50.0 | 49.1 | 54.0 | 59.4 | 40.8 | 102.8 | 236.8 | 64.6 | 57.7 |
| Yemen | 1.4 | | | | | 4.0 | 4.4 | 4.9 | | 1.5 | 1.0 | 2.9 | 3.6 |
| Yemen A R (former) | | 1.3 | 1.5 | 2.6 | 2.9 | | | | | | | | |
| Dem Yemen (former) | | 0.4 | 0.5 | 0.6 | 0.6 | | | | | | | | |
| Total ESCWA | 253.7 | 249.8 | 282.2 | 351.1 | 247.7 | 239.7 | 260.1 | 302.2 | 220.6 | 336.4 | 492.7 | 337.3 | 289.3 |
| Arab League countries | 264.6 | 254.3 | 286.5 | 357.1 | 255.0 | 248.1 | 270.1 | 312.3 | 231.1 | 349.1 | 511.1 | 356.1 | 314.4 |
| Total World | 399.7 | 431.9 | 496.6 | 628.5 | 485.3 | 493.8 | 539.1 | 559.5 | 451.9 | 572.0 | 823.5 | 734.0 | 642.0 |

Mn US \$

مليون دولار أمريكي

II-4-7

(1) ١٩٩٧-١٩٨٥ الفترة الممتدة خلال الفترة ١٩٨٥-١٩٩٧

Intraregional Exports of Oman During the Period 1985-1997 (1)

| Mn US \$ | 1985 | 1986 | 1987 | 1988 | 1989 | 1990 | 1991 | 1992 | 1993 | 1994 | 1995 | 1996 | 1997 |
|-----------------------|------|------|------|------|------|------|------|------|--------|--------|--------|--------|--------|
| Bahrain | 39 | 42 | 39 | 47 | 53 | 42 | 92 | 69 | 75 | 79 | 94 | 89 | 108 |
| Egypt | 29 | 42 | 32 | 10 | 02 | 06 | 06 | 08 | 27 | 30 | 48 | 52 | 167 |
| Iraq | 55 | 29 | 35 | 43 | 108 | 103 | - | - | - | - | - | 10 | 01 |
| Jordan | 24 | 08 | 11 | 11 | 09 | 02 | 04 | 09 | 16 | 16 | 21 | 42 | 75 |
| Kuwait | 16 | 44 | 27 | 79 | 91 | 46 | 133 | 96 | 96 | 137 | 180 | 153 | 282 |
| Lebanon | - | 03 | 04 | 08 | 04 | 05 | 04 | 16 | 15 | 13 | 17 | 18 | 19 |
| Qatar | 51 | 38 | 36 | 45 | 59 | 43 | 59 | 59 | 72 | 69 | 86 | 154 | 105 |
| Saudi Arabia | 160 | 141 | 185 | 188 | 398 | 336 | 247 | 383 | 420 | 547 | 551 | 654 | 729 |
| Syria | 04 | 01 | 01 | - | 01 | - | 02 | 27 | 91 | 66 | 38 | 81 | 85 |
| U A E | 1287 | 1163 | 1441 | 1871 | 2127 | 2136 | 3171 | 4588 | 5054 | 5491 | 5693 | 6069 | 7449 |
| Yemen | - | - | - | - | - | - | 19 | 22 | 15 | 75 | 32 | 175 | 598 |
| Yemen A R (former) | 69 | 42 | 17 | 07 | 71 | 89 | - | - | - | - | - | - | - |
| Dem Yemen (former) | - | - | - | - | - | - | - | - | - | - | - | - | - |
| Total ESCWA | 1734 | 1553 | 1828 | 2309 | 2923 | 2808 | 3735 | 5276 | 5883 | 6524 | 6760 | 7497 | 9617 |
| Arab League countries | 1739 | 1586 | 1859 | 2342 | 2947 | 2850 | 3757 | 5314 | 5980 | 6587 | 6828 | 7594 | 9790 |
| Total World | 3481 | 2904 | 3223 | 4030 | 4363 | 4587 | 6335 | 9105 | 1,1515 | 1,3106 | 1,3105 | 1,4573 | 1,8471 |

(1) Excluding crude oil

(1) لا تتضمن النفط الخام

II-4-8

صادرات قطر ضمن المنطقة خلال الفترة ١٩٨٥-١٩٩٧ (١)

Intraregional Exports of Qatar During the Period 1985-1997 (1)

| Mn US \$ | 1985 | 1986 | 1987 | 1988 | 1989 | 1990 | 1991 | 1992 | 1993 | 1994 | 1995 | 1996 | 1997 | البلد |
|-----------------------|------|------|------|------|------|------|------|-------|-------|-------|-------|-------|-------|--------------------------|
| Bahrain | | | | | 79 | 94 | 67 | 85 | 128 | 154 | 113 | 86 | 85 | البحرين |
| Egypt | | | | | 32 | - | 01 | - | - | - | 00 | 38 | 81 | مصر |
| Iraq | | | | | 11 | 05 | | | | | | | 01 | العراق |
| Jordan | | | | | 131 | 72 | 55 | 74 | 57 | 57 | 73 | 93 | 81 | الأردن |
| Kuwait | | | | | 127 | 180 | 98 | 181 | 245 | 169 | 222 | 248 | 233 | الكويت |
| Lebanon | | | | | 04 | 02 | 03 | 01 | 01 | 01 | 46 | 04 | 40 | لبنان |
| Oman | | | | | 74 | 87 | 130 | 96 | 92 | 65 | 153 | 103 | 93 | عمان |
| Saudi Arabia | | | | | 667 | 502 | 619 | 984 | 993 | 891 | 789 | 832 | 882 | السعودية |
| Syria | | | | | 01 | 09 | 01 | 03 | 02 | 01 | 14 | 04 | 80 | سوريا |
| U A E | | | | | 1128 | 1342 | 1224 | 1366 | 1531 | 1831 | 1648 | 2367 | 1949 | الإمارات العربية المتحدة |
| Yemen | | | | | | | 92 | - | 01 | 46 | 138 | 105 | 12 | اليمن |
| Yemen A R (former) | | | | | 36 | 177 | | | | | | | | ع ح اليمنية سابقا |
| Dem Yemen (former) | | | | | | | | | | | | | | اليمن الديموقراطي سابقا |
| Total ESCWA | | | | | 2290 | 2470 | 2288 | 2788 | 3048 | 3215 | 3197 | 3881 | 3538 | مجموع الإسكوا |
| Arab League countries | | | | | 2300 | 2529 | 2289 | 2789 | 3049 | 3326 | 3239 | 3943 | 3607 | جامعة الدول العربية |
| Total World | | | | | 7798 | 7460 | 8715 | 12503 | 11517 | 12289 | 12562 | 12870 | 14273 | مجموع العالم |

(1) Excluding crude oil

II-4-9

صادرات السعودية ضمن المنطقة حلال الفترة ١٩٨٥-١٩٩٧ (١)

Intraregional Exports of Saudi Arabia During the period 1985-1997 (1)

| Country | 1985 | 1986 | 1987 | 1988 | 1989 | 1990 | 1991 | 1992 | 1993 | 1994 | 1995 | 1996 | 1997 |
|-----------------------|------|------|---------|------|---------|----------|----------|----------|----------|----------|----------|----------|------|
| Bahrain | | | 34 4 | | 116 5 | 136 7 | 163 8 | 197 8 | 157 2 | 160 7 | | 159 7 | |
| Egypt | | | 60 3 | | 140 9 | 647 1 | 813 7 | 839 1 | 74 4 | 53 0 | | 301 5 | |
| Iraq | | | 11 9 | | 163 4 | 129 1 | - | - | - | - | | - | |
| Jordan | | | 131 3 | | 29 2 | 85 9 | 39 2 | 52 6 | 58 1 | 99 5 | | 92 9 | |
| Kuwait | | | 163 2 | | 292 6 | 199 2 | 667 8 | 416 7 | 416 7 | 392 4 | | 425 8 | |
| Lebanon | | | 14 1 | | 19 4 | 30 4 | 27 5 | 28 4 | 42 9 | 44 5 | | 57 7 | |
| Oman | | | 21 9 | | 38 6 | 76 0 | 61 5 | 68 2 | 66 7 | 81 7 | | 112 2 | |
| Qatar | | | 33 0 | | 114 3 | 123 2 | 75 4 | 82 9 | 83 3 | 101 8 | | 192 2 | |
| Syria | | | 15 5 | | 12 0 | 20 6 | 32 9 | 37 8 | 48 0 | 51 2 | | 70 1 | |
| U A E | | | 223 3 | | 498 9 | 803 8 | 852 6 | 909 4 | 868 7 | 953 1 | | 681 1 | |
| Yemen | | | | | | 183 9 | 82 6 | 90 9 | 66 0 | 62 4 | | 78 9 | |
| Yemen A R (former) | | | 105 7 | | 159 1 | | | | | | | | |
| Dem Yemen (former) | | | 20 1 | | | | | | | | | | |
| Total ESCWA | | | 834 7 | | 1,584 9 | 2,435 9 | 2,817 0 | 2,307 1 | 1,882 1 | 2,000 2 | | 2,172 2 | |
| Arab League countries | | | 1,044 2 | | 1,871 3 | 3,049 1 | 3,210 0 | 2,715 1 | 2,529 1 | 2,597 2 | | 3,551 6 | |
| Total World | | | 8,466 9 | | 9,510 5 | 11,497 5 | 10,451 0 | 10,684 6 | 10,377 5 | 10,513 9 | 14,059 0 | 16,508 9 | |

(1) Excluding crude oil

(١) لا تتضمن النفط الخام

II-4-10

صادرات سوريا ضمن المنطقة خلال الفترة 1985-1997 (1)

Intraregional Exports of Syria During the Period 1985-1997 (1)

| Mn US \$ | 1985 | 1986 | 1987 | 1988 | 1989 | 1990 | 1991 | 1992 | 1993 | 1994 | 1995 | 1996 | 1997 | مليون دولار أمريكي |
|-----------------------|-------|-------|-------|---------|---------|---------|---------|---------|---------|---------|---------|---------|---------|--------------------------|
| Bahrain | 0.1 | 0.5 | 0.2 | 0.6 | 2.1 | 6.2 | 5.6 | 1.8 | 7.4 | 5.0 | 6.2 | 8.4 | 7.4 | البحرين |
| Egypt | - | - | - | - | - | 47.6 | 13.6 | 16.9 | 12.9 | 22.4 | 21.4 | 21.1 | 30.6 | مصر |
| Iraq | - | - | - | - | - | - | - | - | - | - | 0.2 | - | 28.3 | العراق |
| Jordan | 12.7 | 42.8 | 26.2 | 16.8 | 28.7 | 24.5 | 56.1 | 51.8 | 73.3 | 96.6 | 93.0 | 106.2 | 67.0 | الأردن |
| Kuwait | 3.6 | 3.2 | 2.3 | 7.2 | 17.2 | 12.4 | 16.8 | 61.7 | 56.2 | 51.2 | 60.6 | 68.1 | 41.8 | الكويت |
| Lebanon | 3.9 | 14.0 | 10.6 | 50.9 | 134.2 | 248.1 | 252.3 | 348.5 | 331.9 | 390.7 | 309.8 | 222.1 | 330.6 | لبنان |
| Oman | - | - | - | - | 0.4 | 0.6 | - | - | - | - | - | - | 2.3 | عمان |
| Qatar | 9.4 | 10.5 | 7.7 | 10.2 | 31.1 | 29.7 | 8.3 | 8.2 | 8.1 | 12.4 | 10.7 | 14.5 | 12.9 | قطر |
| Saudi Arabia | 19.6 | 31.0 | 23.2 | 50.6 | 179.7 | 270.4 | 199.4 | 133.5 | 154.4 | 196.3 | 195.4 | 194.3 | 213.3 | السعودية |
| U A E | 5.9 | 13.3 | 3.7 | 11.1 | 50.7 | 59.0 | 36.8 | 14.6 | 22.4 | 35.6 | 51.3 | 42.4 | 45.5 | الإمارات العربية المتحدة |
| Yemen | - | - | - | - | - | - | 1.8 | 2.2 | 6.4 | 9.9 | 5.4 | 7.3 | 5.1 | اليمن |
| Yemen A R (former) | 0.2 | 0.2 | - | 0.3 | 2.2 | 0.6 | - | - | - | - | - | - | - | ح ج اليمنية سابقا |
| Dem Yemen (former) | 0.1 | - | 0.1 | - | - | - | - | - | - | - | - | - | - | اليمن الديمقراطي سابقا |
| Total ESCWA | 55.5 | 115.5 | 74.0 | 147.7 | 446.3 | 699.1 | 590.6 | 639.1 | 673.0 | 820.1 | 754.0 | 684.4 | 784.7 | مجموع الاسكوا |
| Arab League countries | 89.7 | 139.8 | 88.0 | 176.8 | 480.8 | 744.9 | 787.4 | 767.6 | 745.8 | 930.3 | 932.0 | 800.8 | 1,025.2 | جامعة الدول العربية |
| Total World | 842.8 | 988.4 | 901.7 | 1,015.4 | 2,190.6 | 2,743.3 | 1,896.4 | 1,242.4 | 1,277.8 | 1,752.6 | 1,768.7 | 1,461.4 | 1,746.1 | مجموع العالم |

(1) Excluding crude oil

(1) لا تتضمن النفط الخام

II-4-11

صادرات الإمارات العربية المتحدة ضمن المنطقة خلال الفترة ١٩٨٥-١٩٩٧ (١)

Intraregional Exports of United Arab Emirates During the Period 1985-1997 (1)

| Country | 1985 | 1986 | 1987 | 1988 | 1989 | 1990 | 1991 | 1992 | 1993 | 1994 | 1995 | 1996 | 1997 |
|-----------------------|-------|-------|---------|---------|---------|---------|---------|---------|------|------|------|------|------|
| Bahrain | 52.1 | 35.8 | 66.6 | 54.7 | 77.8 | 64.2 | 120.8 | 56.9 | | | | | |
| Egypt | 2.2 | 0.4 | 0.7 | 1.7 | 1.2 | 4.0 | 7.2 | 7.1 | | | | | |
| Iraq | 9.2 | 4.3 | - | - | - | - | 0.1 | 5.7 | | | | | |
| Jordan | 4.8 | 3.7 | 6.4 | 11.7 | 8.0 | 1.3 | 6.3 | 7.3 | | | | | |
| Kuwait | 46.4 | 24.9 | 60.1 | 86.7 | 79.2 | 55.3 | 67.9 | 74.3 | | | | | |
| Lebanon | 1.8 | 2.9 | 2.6 | 7.1 | 5.5 | 0.8 | 3.3 | 5.6 | | | | | |
| Oman | 62.5 | 84.6 | 113.8 | 109.9 | 96.5 | 84.5 | 74.0 | 73.4 | | | | | |
| Qatar | 60.9 | 53.7 | 59.7 | 71.2 | 99.3 | 57.4 | 38.4 | 122.9 | | | | | |
| Saudi Arabia | 115.8 | 129.0 | 172.6 | 216.4 | 257.7 | 59.1 | 91.5 | 50.3 | | | | | |
| Syria | 6.9 | 5.1 | 3.8 | 3.3 | 6.9 | 4.0 | 7.3 | 7.0 | | | | | |
| Yemen | 7.9 | 18.5 | 21.2 | 38.3 | 39.4 | 20.7 | 25.0 | 28.2 | | | | | |
| Yemen A.R. (former) | - | - | - | - | - | - | - | - | | | | | |
| Dem. Yemen (former) | - | - | - | - | - | - | - | - | | | | | |
| Total ESCWA | 370.5 | 362.8 | 507.6 | 601.0 | 671.4 | 351.4 | 441.7 | 438.5 | | | | | |
| Arab League countries | 380.4 | 371.5 | 511.4 | 609.8 | 686.6 | 363.9 | 455.2 | 463.5 | | | | | |
| Total World | 921.6 | 945.0 | 1,205.5 | 1,388.8 | 1,534.0 | 1,104.8 | 1,539.8 | 1,498.1 | | | | | |

(1) Excluding crude oil

II-4-12

صادرات اليمن ضمن المنطقة خلال الفترة ١٩٨٧-١٩٩٧ (١)

Intraregional Exports of Yemen During the Period 1987-1994 (1)

مليون دولار امريكي

| Country | 1985 | | 1986 | | 1987 2/ | | 1988 | | 1989 | | 1990 | | 1991 | | 1992 | | 1993 | | 1994 | | 1995 | | 1996 | | 1997 | | |
|-----------------------|------|------|------|-----|---------|------|-------|-------|-------|-------|-------|-------|-------|-------|-------|-------|------|-----|------|-----|------|-----|------|-----|------|------|-------|
| | S | N | S | N | S | N | S+N | S+N | S+N | S+N | S+N | S+N | S+N | S+N | S+N | S+N | S+N | S+N | S+N | S+N | S+N | S+N | S+N | S+N | S+N | S+N | |
| Bahrain | - | - | - | - | - | - | - | 2.4 | 12.7 | - | 3.9 | - | 19.9 | - | - | - | - | - | - | - | - | - | - | - | - | 0.2 | |
| Egypt | - | - | - | 0.3 | 0.2 | 0.6 | 0.5 | 0.1 | 0.1 | - | 0.1 | - | 42.7 | 122.7 | 34.5 | 0.6 | - | - | - | - | - | - | - | - | - | 0.6 | |
| Iraq | - | - | - | - | - | - | 0.3 | 0.1 | - | - | - | - | - | - | - | - | - | - | - | - | - | - | - | - | - | 0.0 | |
| Jordan | - | - | - | - | - | - | - | 0.2 | 27.6 | 1.1 | 1.8 | 1.9 | 0.9 | 1.2 | 0.8 | - | - | - | - | - | - | - | - | - | - | 0.8 | |
| Kuwait | - | - | - | 0.2 | - | 14.4 | 14.8 | 2.4 | - | - | - | 5.5 | - | - | - | - | - | - | - | - | - | - | - | - | - | 0.0 | |
| Lebanon | - | - | - | - | - | - | 0.2 | - | 0.1 | - | 0.3 | 0.1 | - | 0.6 | 0.3 | 0.5 | - | - | - | - | - | - | - | - | - | 0.0 | |
| Oman | - | - | - | - | - | - | - | - | - | - | - | - | - | - | - | - | - | - | - | - | - | - | - | - | - | 0.5 | |
| Qatar | - | - | - | - | - | 0.2 | - | 0.1 | 0.8 | - | - | - | - | - | - | - | - | - | - | - | - | - | - | - | - | 0.1 | |
| Saudi Arabia | 2.1 | - | 3.7 | - | 7.9 | 16.5 | 59.0 | 56.0 | 20.7 | 7.5 | 14.9 | 19.1 | 25.1 | 32.3 | 28.2 | 27.9 | - | - | - | - | - | - | - | - | - | 27.9 | |
| Syria | - | - | - | - | - | 0.7 | 0.5 | 1.3 | 1.0 | 0.7 | 0.4 | 0.5 | 0.5 | 0.3 | 0.3 | 0.1 | - | - | - | - | - | - | - | - | - | 0.1 | |
| U A E | 0.4 | - | 3.3 | - | 5.3 | 0.5 | 3.6 | 3.9 | 12.0 | 5.7 | 2.7 | 4.7 | 9.3 | 5.7 | 6.3 | 8.7 | - | - | - | - | - | - | - | - | - | 8.7 | |
| Yemen A R (former) | - | - | - | - | - | - | - | - | - | - | - | - | - | - | - | - | - | - | - | - | - | - | - | - | - | - | |
| Dem Yemen (former) | - | - | - | - | - | - | - | - | - | - | - | - | - | - | - | - | - | - | - | - | - | - | - | - | - | - | |
| Total ESCWA | 10.2 | 10.5 | 10.0 | 4.9 | 18.2 | 25.4 | 97.4 | 117.2 | 49.3 | 42.4 | 23.3 | 29.2 | 105.2 | 162.5 | 71.5 | 38.9 | - | - | - | - | - | - | - | - | - | - | 38.9 |
| Arab League countries | 12.1 | 10.5 | 11.0 | 5.0 | 27.4 | 25.4 | 81.8 | 128.8 | 71.4 | 47.0 | 40.2 | 43.1 | 121.0 | 174.2 | 79.8 | 48.7 | - | - | - | - | - | - | - | - | - | - | 48.7 |
| Total World | 40.9 | 15.1 | 29.0 | 6.1 | 70.3 | 30.8 | 552.4 | 763.1 | 710.2 | 505.9 | 219.5 | 373.8 | 932.9 | 836.4 | 283.6 | 108.3 | - | - | - | - | - | - | - | - | - | - | 108.3 |

(1) Excluding crude oil

(2) Domestic exports

جدول رقم II-5

مصفوفات الواردات البينية لدول الاسكوا باستثناء النفط الخام
للأعوام ١٩٧٥، ١٩٨٥، ١٩٨٥، ١٩٩٧

Tables No. II-5

Matrices of Intra-regional Non-Crude Oil Imports of ESCWA Countries
for the years 1975, 1980, 1985-1997

II-5

مصنوعة واردات دول الاسكوا باستثناء النفط الخام لعام ١٩٧٥

Matrix of Non-Crude Oil Imports of ESCWA Countries for the Year 1975

| From Importing Country | من | | | | | | | | | | | | | | مجموع الاسكوا Total ESCWA |
|---------------------------|--------------------|--------------|----------------|------------------|------------------|------------------|--------------|--------------|-----------------------------|----------------|----------------------------|-----------------------------|--------------------------------------|------------------------------------|------------------------------------|
| | البحرين Bahrain | مصر Egypt | العراق Iraq | الأردن Jordan | الكويت Kuwait | لبنان Lebanon | عمان Oman | قطر Qatar | السعودية Saudi Arabia | سوريا Syria | الإمارات U A E Yemen | اليمن Yemen A R Yemen | اليمن الديمقراطي Demo Yemen | مجموع الاسكوا Total ESCWA | |
| Bahrain | 0.1 | 0.3 | 0.1 | 6.0 | 5.1 | 1.0 | 3.2 | 12.8 | 0.2 | 6.6 | - | - | - | 35.4 | |
| Egypt | 0.2 | 5.4 | 3.9 | 8.5 | 83.9 | 0.5 | 0.4 | 10.6 | 14.3 | - | - | - | - | 127.7 | |
| Iraq | - | 10.0 | 7.3 | 11.2 | 48.6 | 2.6 | - | - | 23.7 | - | - | - | - | 103.4 | |
| Jordan | - | 19.5 | 1.9 | 3.7 | 39.9 | - | - | 1.2 | 20.8 | - | - | 0.1 | - | 87.1 | |
| Kuwait | 0.3 | 5.0 | 6.0 | 15.2 | 51.3 | 0.6 | 0.1 | 9.3 | 6.4 | 0.3 | - | 0.1 | 0.1 | 94.6 | |
| Lebanon | 0.3 | 10.3 | 58.3 | 8.0 | 5.5 | - | 0.3 | 59.0 | 8.8 | - | - | 0.2 | - | 150.7 | |
| Oman | 4.3 | 0.1 | - | 0.2 | 9.7 | 5.9 | 0.6 | 0.6 | 0.1 | 120.8 | - | - | - | 142.3 | |
| Qatar | 4.8 | 0.2 | 0.1 | 1.6 | 9.3 | 16.1 | - | 6.2 | 2.2 | 12.3 | - | - | - | 52.8 | |
| Saudi Arabia | 57.2 | 13.8 | 2.0 | 38.5 | 205.0 | 434.6 | 0.3 | 8.7 | 192.8 | 19.6 | 3.0 | 0.6 | 0.6 | 976.1 | |
| Syria | - | 6.6 | 6.9 | 15.8 | 12.6 | 67.2 | - | 0.1 | 2.8 | 0.1 | 0.1 | - | - | 112.2 | |
| U A E | 38.8 | 1.6 | 0.6 | 2.6 | 46.6 | 47.3 | 0.5 | 2.8 | 19.8 | 2.5 | - | 0.3 | - | 163.4 | |
| Yemen | - | 2.6 | 1.1 | 0.9 | 1.6 | 0.9 | - | - | 15.2 | 0.5 | 0.6 | 16.8 | - | 40.2 | |
| Yem A R (former) | - | 0.1 | 1.0 | - | 28.8 | 0.9 | - | - | - | 0.2 | 3.1 | - | - | 34.1 | |
| Dem Yem (former) | - | - | - | - | - | - | - | - | - | - | - | - | - | - | |
| Total ESCWA | 105.9 | 69.9 | 83.6 | 94.1 | 348.5 | 801.7 | 5.5 | 16.2 | 137.5 | 272.3 | 160.5 | 6.2 | 18.1 | 2,120.0 | |

II-5

مصنوفة واردات دول الاسكوا باستثناء النفط الخام لعام ١٩٨٠

Matrix of Non-Crude Oil Imports of ESCWA Countries for the Year 1980

| From | مليون دولار امريكي | | | | | | | | | | | | | | من |
|-------------------|--------------------|-------|------|--------|--------|---------|------|-------|--------------|-------|-------|-------|-----------|------------|-------------|
| | البلد المستورد | | | | | | | | | | | | | | |
| Importing Country | Bahrain | Egypt | Iraq | Jordan | Kuwait | Lebanon | Oman | Qatar | Saudi Arabia | Syria | U.A.E | Yemen | Yemen A.R | Yemen Demo | Total ESCWA |
| Bahrain | 01 | 02 | 08 | 18 | 54 | 20 | 25 | 57 | 05 | 165 | - | - | - | 01 | 366 |
| Egypt | 01 | 30 | 05 | 30 | 256 | 01 | 02 | 472 | 65 | 38 | - | - | - | - | 900 |
| Iraq | 02 | 02 | 779 | 335 | 781 | 05 | 04 | 05 | 340 | 67 | - | - | - | - | 2320 |
| Jordan | - | 161 | 80 | 233 | 740 | - | - | 269 | 402 | - | - | - | - | - | 1885 |
| Kuwait | 202 | 131 | 68 | 424 | 760 | 70 | 219 | 242 | 103 | 133 | - | - | - | - | 2352 |
| Lebanon | - | 198 | 1377 | 77 | 208 | - | 08 | 4306 | 139 | 212 | - | - | - | 05 | 6539 |
| Oman | 769 | 05 | - | 04 | 67 | 32 | 12 | 05 | 01 | 2996 | - | - | - | - | 3892 |
| Qatar | 67 | 17 | 17 | 82 | 150 | 143 | 05 | 99 | 86 | 423 | - | - | - | - | 1089 |
| Saudi Arabia | 572 | 138 | 20 | 385 | 2050 | 4346 | 03 | 87 | 1928 | 196 | - | - | - | 06 | 9761 |
| Syria | - | 75 | 103 | 494 | 126 | 887 | - | 03 | 113 | 05 | - | - | - | 02 | 1813 |
| U A E | 5201 | 64 | 16 | 126 | 472 | 500 | 01 | 501 | 178 | 63 | - | - | - | 1895 | 9017 |
| Yemen | - | - | - | - | - | - | - | - | - | - | - | - | - | - | - |
| Yem A R (former) | 33 | 68 | 22 | 15 | 191 | 60 | 24 | 02 | 3578 | 06 | 128 | - | - | 50 | 4177 |
| Dem Yem (former) | 10 | - | - | 10 | 19 | 09 | - | - | 107 | - | 09 | - | - | - | 344 |
| Total ESCWA | 6857 | 870 | 1735 | 2409 | 3899 | 8568 | 129 | 863 | 9431 | 3138 | 4372 | 225 | 1959 | 180 | 4,445.5 |

II-5

مصنوعة و واردات دول الاسكوا بامتطاء النفط الخام لعام ١٩٨٥

Matrix of Non-Crude Oil Imports of ESCWA Countries for the Year 1985

| From Importing Country | مليون دولار امريكي | | | | | | | | | | | | | | من البلد المستورد | |
|---------------------------|--------------------|-------|------|--------|--------|---------|-------|-------|--------------|-------|-------|-------|-----------|------------|--------------------------|------------------------|
| | Bahrain | Egypt | Iraq | Jordan | Kuwait | Lebanon | Oman | Qatar | Saudi Arabia | Syria | U A E | Yemen | Yemen A R | Yemen Demo | | Total ESCWA |
| Bahrain | 17 | 01 | 25 | 69 | 116 | 21 | 46 | 172 | 02 | 343 | - | - | - | - | 812 | البحرين |
| Egypt | 46 | 190 | 107 | 885 | 98 | 122 | 13 | 717 | 04 | - | 01 | - | - | - | 2183 | مصر |
| Iraq | 101 | 254 | 1146 | 644 | 157 | 58 | 62 | 213 | - | 176 | - | - | - | - | 2811 | العراق |
| Jordan | 28 | 110 | 866 | 249 | 279 | 14 | 59 | 419 | 157 | 36 | - | - | - | - | 2217 | الأردن |
| Kuwait | 230 | 247 | 49 | 417 | 507 | 43 | 111 | 1604 | 3192 | - | - | - | - | - | 3192 | الكويت |
| Lebanon | 141 | 07 | 01 | 08 | 65 | 14 | 246 | 82 | 02 | 6652 | - | - | - | - | 1604 | لبنان |
| Oman | 20 | 17 | 01 | 83 | 46 | 91 | 20 | 173 | 80 | 300 | - | - | - | - | 7218 | عمان |
| Qatar | 1169 | 641 | 160 | 979 | 1429 | 740 | 86 | 620 | 252 | 1687 | 109 | 11 | 11 | 7883 | قطر | |
| Saudi Arabia | - | - | 232 | 94 | 351 | - | 01 | 38 | 03 | 03 | 02 | 09 | 09 | 730 | السعودية | |
| Syria | 2379 | 85 | 73 | 306 | 361 | 497 | 78 | 398 | 1285 | 49 | - | - | - | 5512 | سوريا | |
| U A E | 01 | 20 | 13 | 32 | 89 | 18 | - | 1314 | 09 | 30 | - | - | - | 1593 | الإمارات العربية المتحدة | |
| Yemen | - | - | - | 44 | 150 | 08 | - | 107 | - | 44 | 108 | 67 | 67 | 461 | اليمن | |
| Yem A R (former) | 4115 | 1398 | 1305 | 3011 | 4498 | 2369 | 144.5 | 502.7 | 59.8 | 938.2 | 22.0 | 8.8 | 8.8 | 3,704.7 | ح ج اليمنية سابقا | |
| Dem Yem (former) | - | - | - | - | - | - | - | - | - | - | - | - | - | - | - | اليمن الديمقراطي سابقا |
| Total ESCWA | 4115 | 1398 | 1305 | 3011 | 4498 | 2369 | 144.5 | 502.7 | 59.8 | 938.2 | 22.0 | 8.8 | 8.8 | 3,704.7 | مجموع الاسكوا | |

II-5

مصنوعة و زرات دول الاسكوا باستثناء النفط الخام لعام ١٩٨٦

Matrix of Non-Crude Oil Imports of ESCWA Countries for the Year 1986

| Mn US \$ | From Importing Country | من | | | | | | | | | | | | | | مجموع Total ESCWA |
|----------|---------------------------|---------|-------|--------|--------|--------|---------|------|-------|--------------|-------|----------|-------|---------------------------|------------|-------------------------|
| | | البحرين | مصر | العراق | الأردن | الكويت | لبنان | عمان | قطر | السعودية | سوريا | الإمارات | اليمن | الجمهورية العربية المتحدة | اليمن | |
| | | Bahrain | Egypt | Iraq | Jordan | Kuwait | Lebanon | Oman | Qatar | Arabia Saudi | Syria | U.A.E | Yemen | Yemen A.R. | Dem. Yemen | |
| | Bahrain | 57 | 16 | 0.4 | 7.5 | 8.3 | 10.9 | 2.0 | 1.7 | 20.7 | 1.4 | 33.7 | - | - | - | 88.2 |
| | Egypt | - | 17.5 | 44.0 | 23.1 | 43.8 | 13.5 | 0.7 | 1.2 | 123.3 | 5.3 | 11.0 | 0.2 | 0.3 | - | 272.1 |
| | Iraq | 10.5 | 26.5 | 89.5 | 118.6 | 17.1 | 16.5 | 7.7 | 3.8 | 4.6 | - | 4.9 | - | - | - | 190.7 |
| | Jordan | 14.1 | 22.3 | 45.1 | 63.6 | 19.9 | 57.1 | 0.9 | 6.4 | 45.2 | 33.3 | 5.7 | - | - | - | 295.0 |
| | Kuwait | 19.1 | 5.6 | - | 3.2 | 35.4 | 62.5 | 0.8 | 35.0 | 96.2 | 6.4 | 60.9 | - | - | - | 406.9 |
| | Lebanon | 10.7 | 0.5 | - | 0.4 | 4.6 | 0.9 | 8.9 | 8.9 | 14.6 | 0.7 | 44.9 | 0.9 | 0.2 | - | 109.2 |
| | Oman | 1.7 | 2.1 | - | 6.5 | 4.1 | 8.9 | 1.0 | - | 23.0 | 10.0 | 33.8 | - | - | - | 487.3 |
| | Qatar | 63.5 | 58.7 | 23.1 | 73.2 | 109.8 | 63.6 | 8.9 | 67.7 | 30.5 | 139.2 | 0.5 | 17.1 | 2.4 | - | 91.1 |
| | Saudi Arabia | 0.3 | - | 0.2 | 30.8 | 2.7 | 15.4 | - | - | 25.3 | - | - | 0.4 | 0.5 | - | 657.7 |
| | Syria | 130.0 | 8.8 | 11.8 | 30.9 | 16.0 | 47.8 | 6.8 | 46.3 | 187.7 | 7.8 | - | 0.1 | 0.1 | - | 76.1 |
| | U.A.E | | | | | | | | | | | | | | | 494.1 |
| | Yemen | | | | | | | | | | | | | | | |
| | Yem A R (former) | 0.1 | 1.6 | 1.1 | 2.5 | 6.9 | 1.4 | - | - | 102.9 | 0.7 | 2.4 | - | 5.2 | - | 124.8 |
| | Dem Yem (former) | 2.1 | 0.5 | - | 3.2 | 0.2 | 0.4 | - | - | 11.5 | - | 14.0 | 2.1 | - | - | 34.0 |
| | Total ESCWA | 257.8 | 145.7 | 215.2 | 363.5 | 268.8 | 298.9 | 32.0 | 171.0 | 672.9 | 111.5 | 760.4 | 20.8 | 8.7 | - | 3,327.2 |

II-5

مصنوفة واردات دول الاسكوا بمنطقة الخليج لعام 1987

Matrix of Non-Crude Oil Imports of ESCWA Countries for the Year 1987

Mn US \$

| From | من | | | | | | | | | | | | | | مجموع الاسكوا Total ESCWA |
|-------------------|-----------------|-----------|-------------|---------------|---------------|---------------|-----------|-----------|-----------------------|-------------|----------------|-------------|------------------|------------------------------|---------------------------|
| Importing Country | البحرين Bahrain | مصر Egypt | العراق Iraq | الاردن Jordan | الكويت Kuwait | لبنان Lebanon | عمان Oman | قطر Qatar | السعودية Arabia Saudi | سوريا Syria | الامارات U.A.E | اليمن Yemen | ع. ا. ر. Yem A R | اليمن الديموقراطي Dem. Yemen | مجموع الاسكوا Total ESCWA |
| Bahrain | 2.2 | 0.1 | 8.4 | 8.8 | 11.1 | 2.3 | 2.5 | 37.9 | 0.4 | 38.4 | - | - | - | - | 112.1 |
| Egypt | 0.6 | 8.7 | 47.4 | 43.4 | 12.4 | 8.3 | 1.7 | 74.6 | 0.7 | - | - | 0.4 | 0.4 | 0.2 | 198.4 |
| Iraq | 0.4 | 20.1 | 138.6 | 22.6 | 13.8 | 1.8 | 4.0 | 11.6 | - | 1.7 | - | - | - | - | 214.6 |
| Jordan | 6.4 | 28.4 | 82.2 | 61.7 | 41.1 | 2.0 | 11.2 | 108.4 | 28.2 | 8.5 | 3.2 | 6.4 | 3.2 | 6.4 | 387.7 |
| Kuwait | 17.6 | 26.2 | 96.4 | 66.7 | 77.5 | 1.8 | 36.4 | 166.1 | 7.6 | 103.2 | 0.3 | - | 0.3 | - | 599.8 |
| Lebanon | 19.4 | 5.4 | 2.8 | 40.7 | 3.9 | - | - | 15.6 | 11.6 | 10.9 | - | - | - | - | 110.3 |
| Oman | 14.1 | 0.6 | - | 0.9 | 7.3 | 0.7 | 3.8 | 20.5 | 1.9 | 382.5 | - | - | - | - | 432.3 |
| Qatar | 1.6 | 3.3 | 0.1 | 6.8 | 4.9 | 1.0 | - | 30.1 | 5.8 | 33.8 | 0.4 | - | 0.4 | - | 98.4 |
| Saudi Arabia | 62.7 | 73.4 | 22.6 | 73.2 | 112.7 | 83.9 | 12.6 | 57.8 | 37.4 | 118.9 | 22.4 | 2.7 | 22.4 | 2.7 | 680.3 |
| Syria | - | - | - | 13.2 | 33.4 | 14.3 | - | 0.1 | 41.1 | 3.8 | - | - | - | 0.5 | 106.4 |
| U A E | 116.0 | 11.9 | 32.8 | 30.5 | 31.6 | 60.7 | 6.1 | 49.6 | 182.9 | 2.8 | 0.1 | - | 0.1 | - | 525.0 |
| Yemen | - | - | - | - | - | - | - | - | - | - | - | - | - | - | - |
| Yem A R (former) | 0.3 | 1.9 | 0.2 | 2.7 | 2.2 | 1.6 | - | 0.6 | 46.6 | 0.2 | 9.2 | - | - | - | 65.5 |
| Dem Yem (former) | - | 0.4 | 0.1 | 0.7 | 31.9 | 0.3 | - | - | 21.2 | - | 28.5 | - | - | - | 83.1 |
| Total ESCWA | 239.1 | 173.8 | 243.2 | 391.9 | 401.2 | 328.0 | 39.8 | 167.7 | 756.6 | 96.6 | 739.4 | 26.8 | 26.8 | 9.8 | 3,613.9 |

II-5

مصنوفة واردات دول الإسكوا باستثناء النفط الخام لعام ١٩٨٨
Matrix of Non-Crude Oil Imports of ESCWA Countries for the Year 1988

| From Importing Country | مليون دولار أمريكي | | | | | | | | | | | | | | Total ESCWA | |
|---------------------------|--------------------|-------|-------|--------|--------|---------|------|-------|--------------|-------|-------|-------|------------|-------|-------------|------------|
| | Bahrain | Egypt | Iraq | Jordan | Kuwait | Lebanon | Oman | Qatar | Saudi Arabia | Syria | U.A.E | Yemen | Yemen A.R. | Yemen | | Dem. Yemen |
| Bahrain | 0.2 | 2.9 | 0.5 | 8.9 | 12.3 | 11.3 | 2.9 | 3.6 | 67.5 | 0.8 | 50.6 | - | - | - | - | 161.3 |
| Egypt | 0.1 | 29.9 | 18.2 | 24.1 | 36.5 | 17.1 | 7.5 | 1.0 | 68.2 | 2.3 | - | 2.1 | - | - | - | 177.2 |
| Iraq | 10.9 | 26.6 | 76.1 | 164.2 | 17.6 | 16.7 | 3.3 | 5.7 | 37.2 | - | 1.6 | - | - | - | - | 276.3 |
| Jordan | 36.7 | 29.6 | 147.2 | 66.4 | 66.0 | 26.0 | 1.4 | 15.9 | 106.9 | 27.0 | 7.7 | 8.2 | - | - | - | 372.7 |
| Kuwait | 19.2 | 6.4 | 0.1 | 3.3 | 46.8 | 8.3 | 6.3 | 58.0 | 221.7 | 13.8 | 151.7 | 0.1 | 0.1 | 0.1 | 0.1 | 819.5 |
| Lebanon | 6.6 | 0.8 | 0.1 | 0.8 | 6.4 | 1.3 | 2.7 | 29.2 | 2.5 | 56.1 | 12.5 | - | - | - | - | 173.4 |
| Oman | 6.3 | 4.7 | 0.2 | 8.1 | 6.5 | 10.2 | 2.7 | 37.9 | 10.0 | 39.2 | 1.0 | 0.1 | 0.1 | 0.1 | 0.1 | 512.4 |
| Qatar | 115.2 | 93.7 | 28.4 | 84.9 | 108.2 | 139.7 | 17.2 | 94.4 | 39.7 | 131.1 | 30.0 | - | - | - | - | 126.8 |
| Saudi Arabia | 0.4 | 0.1 | - | 9.7 | 23.7 | 23.0 | - | 0.5 | 31.8 | 2.1 | 2.1 | 0.5 | - | - | - | 882.5 |
| Syria | 78.9 | 16.4 | 36.0 | 34.1 | 40.7 | 69.2 | 9.6 | 47.5 | 219.5 | 9.4 | 43.9 | - | - | - | - | 91.8 |
| U.A.E | 4.6 | 9.8 | 20.9 | 8.0 | 51.4 | 3.3 | 0.3 | 0.2 | 264.7 | 0.4 | 43.9 | - | - | - | - | 561.3 |
| Yemen | | | | | | | | | | | | | | | | 407.5 |
| Yem A.R (former) | | | | | | | | | | | | | | | | |
| Dem Yem (former) | | | | | | | | | | | | | | | | |
| Total ESCWA | 279.1 | 220.9 | 327.6 | 412.5 | 416.1 | 405.7 | 59.5 | 229.5 | 1,105.4 | 162.0 | 902.3 | 41.9 | 41.9 | 41.9 | 41.9 | 4,562.7 |

II-5

مصنوقة و واردات دول الاسكوا باستثناء النفط الخام لعام ١٩٨٩

Matrix of Non-Crude Oil Imports of ESCWA Countries for the Year 1989

| From Importing Country | مليون دولار امريكي | | | | | | | | | | | | | | مجموع الاسكوا Total ESCWA |
|---------------------------|--------------------|--------------|----------------|------------------|------------------|------------------|--------------|--------------|--------------------------|----------------|-------------------|----------------|-------------------------|---------------------------------|------------------------------|
| | بحرين Bahrain | مصر Egypt | العراق Iraq | الاردن Jordan | الكويت Kuwait | لبنان Lebanon | عمان Oman | قطر Qatar | السعودية Saudi Arabia | سوريا Syria | الامارات U A E | اليمن Yemen | اليمن ا.ر. Yemen A R | اليمن الديموقراطي Demo Yemen | |
| Bahrain | 3.2 | 0.4 | 11.3 | 17.3 | 8.6 | 6.0 | 6.8 | 87.9 | 0.9 | 56.9 | - | - | - | 199.3 | |
| Egypt | 0.6 | 25.2 | 21.7 | 4.8 | 13.3 | 6.3 | 1.2 | 45.8 | 2.5 | - | 0.2 | 0.2 | - | 121.6 | |
| Iraq | 11.4 | 67.5 | 209.9 | 26.9 | 19.5 | 1.9 | 6.4 | 96.5 | - | 9.4 | 0.1 | 0.1 | - | 449.5 | |
| Jordan | 10.3 | 32.0 | 54.8 | 52.0 | 11.8 | 1.1 | 10.9 | 43.8 | 34.8 | 2.8 | - | - | - | 254.3 | |
| Kuwait | 40.6 | 35.5 | 118.9 | 91.6 | 66.2 | 9.3 | 50.4 | 284.5 | 14.0 | 99.4 | 0.2 | 0.2 | - | 810.6 | |
| Lebanon | 22.1 | 11.8 | 7.1 | 46.8 | 4.4 | 4.4 | 21.4 | 147.6 | 14.4 | 14.4 | - | - | - | 275.6 | |
| Oman | 12.9 | 2.3 | 2.2 | 10.1 | 1.3 | 9.8 | 45.5 | 0.8 | 546.5 | - | - | - | - | 631.4 | |
| Qatar | 9.8 | 4.8 | 0.9 | 9.3 | 7.4 | 4.6 | 37.9 | 6.3 | 58.4 | 2.2 | 2.2 | 2.2 | - | 146.4 | |
| Saudi Arabia | 127.5 | 82.8 | 30.1 | 92.4 | 134.0 | 99.3 | 26.9 | 72.3 | 126.5 | 139.8 | 28.9 | 28.9 | - | 960.5 | |
| Syria | - | 2.9 | - | 10.8 | 35.8 | 6.3 | - | 0.3 | 37.3 | 3.4 | 1.0 | 1.0 | - | 97.8 | |
| U A E | 95.6 | 18.9 | 46.7 | 54.6 | 42.1 | 55.3 | 2.3 | 96.7 | 22.6 | - | 0.3 | 0.3 | - | 727.7 | |
| Yemen | 4.2 | 7.3 | 30.2 | 6.5 | 36.0 | 1.7 | 2.2 | 1.5 | 254.2 | 1.1 | 30.1 | 30.1 | - | 375.0 | |
| Yem A R (former) | | | | | | | | | | | | | | | |
| Dem Yem (former) | | | | | | | | | | | | | | | |
| Total ESCWA | 335.0 | 269.0 | 307.2 | 512.9 | 415.1 | 290.7 | 65.0 | 256.3 | 1,247.4 | 357.1 | 961.1 | 32.9 | 32.9 | 5,049.7 | |

II-5

مصنوعة واردات دول الاسكوا باستثناء النفط الخام لعام ١٩٩٠

Matrix of Non-Crude Oil Imports of ESCWA Countries for the Year 1990

| From Importing Country | من | | | | | | | | | | | | | | مجموع الاسكوا Total ESCWA |
|---------------------------|--------------------|--------------|----------------|------------------|------------------|------------------|--------------|--------------|--------------------------|----------------|-------------------|----------------|---------------|---------------|------------------------------------|
| | البحرين Bahrain | مصر Egypt | العراق Iraq | الأردن Jordan | الكويت Kuwait | لبنان Lebanon | عمان Oman | قطر Qatar | السعودية Saudi Arabia | سوريا Syria | الإمارات U.A.E | اليمن Yemen | اليمن A.R. | اليمن Dem. | |
| Bahrain | 3.4 | 1.4 | 14.4 | 14.2 | 8.3 | 3.9 | 6.9 | 99.3 | - | 58.8 | - | - | - | 210.6 | |
| Egypt | 3.8 | 7.4 | 9.1 | 6.3 | 14.6 | 7.3 | 0.4 | 76.3 | 12.6 | - | 0.2 | - | - | 138.0 | |
| Iraq | 8.6 | 31.2 | 220.3 | 24.0 | 27.6 | 1.5 | 1.9 | 62.5 | - | 4.6 | 0.1 | - | - | 382.3 | |
| Jordan | 7.9 | 29.2 | 114.7 | 39.1 | 16.6 | 0.3 | 7.8 | 61.2 | 18.1 | 4.5 | - | - | - | 299.4 | |
| Kuwait | 29.2 | 19.8 | 36.9 | 45.1 | 31.3 | 3.5 | 19.8 | 171.2 | 9.5 | 52.0 | - | - | - | 418.2 | |
| Lebanon | 25.0 | 10.2 | 14.6 | 27.3 | 5.8 | 33.5 | 292.8 | 17.9 | - | - | - | - | - | 427.1 | |
| Oman | 24.3 | 3.5 | 0.1 | 7.8 | 0.4 | 10.4 | 58.2 | 0.9 | 621.9 | - | - | - | - | 729.5 | |
| Qatar | 16.2 | 6.0 | 0.2 | 9.3 | 8.8 | 3.9 | 68.9 | 27.3 | 50.3 | 1.9 | - | - | - | 199.7 | |
| Saudi Arabia | 106.7 | 100.5 | 20.0 | 88.5 | 76.9 | 35.4 | 52.2 | 151.8 | 165.8 | 23.8 | - | - | - | 912.5 | |
| Syria | 0.2 | 20.3 | - | 16.1 | 24.6 | 16.8 | 0.1 | 32.8 | 4.3 | 1.7 | - | - | - | 117.5 | |
| U.A.E | 132.8 | 21.3 | 25.3 | 69.3 | 39.1 | 53.6 | 9.3 | 129.4 | 415.4 | 22.1 | - | - | - | 922.4 | |
| Yemen | 6.4 | 8.4 | 26.0 | 18.4 | 27.9 | 1.2 | 1.5 | 12.5 | 129.6 | 1.0 | 59.9 | - | - | 292.8 | |
| Yem A.R (former) | | | | | | | | | | | | | | | |
| Dem. Yem (former) | | | | | | | | | | | | | | | |
| Total ESCWA | 361.1 | 250.4 | 230.6 | 492.7 | 279.9 | 261.8 | 68.6 | 235.0 | 1,109.6 | 536.1 | 981.2 | 32.5 | - | 5,050.0 | |

Mn. US \$

مليون دولار أمريكي

II-5

مصنوفة واردات دول الاسكوا لاستثناء النفط الخام لعام ١٩٩١

Matrix of Non-Crude Oil Imports of ESCWA Countries for the Year 1991

| Mn US \$ | من | | مليون دولار أمريكي | | | | | | | | | | | | | | |
|-------------------|------|----|--------------------|-------|--------|--------|--------|---------|------|-------|--------------|-------|----------|-------|------------|------------|-------------|
| | From | من | البحرين | مصر | العراق | الأردن | الكويت | لبنان | عمان | قطر | السعودية | سوريا | الإمارات | اليمن | اليمن A.R. | اليمن A.R. | ESCWA |
| Importing Country | From | من | Bahrain | Egypt | Iraq | Jordan | Kuwait | Lebanon | Oman | Qatar | Saudi Arabia | Syria | U.A.E | Yemen | Yemen A.R. | Yemen A.R. | Total ESCWA |
| Bahrain | | | 0.9 | 5.0 | - | 16.9 | 1.1 | 9.1 | 6.7 | 5.4 | 137.8 | - | 89.8 | - | - | - | 271.8 |
| Egypt | | | | 3.9 | 0.2 | 0.2 | 45.0 | 18.2 | - | 10.2 | 136.1 | 11.1 | 2.7 | 5.9 | - | - | 230.5 |
| Iraq | | | | | 45.0 | 145.2 | | | | | 0.1 | | | | | | 149.2 |
| Jordan | | | | | | | 0.5 | 31.0 | 1.0 | 9.5 | 40.6 | 37.3 | 3.5 | 0.7 | | | 218.5 |
| Kuwait | | | | | | | | 23.4 | 4.8 | 1.2 | 189.7 | 7.3 | 53.9 | - | | | 313.3 |
| Lebanon | | | | | | 21.2 | | | 5.2 | | 28.4 | 362.1 | 16.2 | | | | 477.7 |
| Oman | | | | | | 2.1 | 0.8 | 0.6 | | 13.7 | 83.8 | 0.2 | 808.2 | 0.9 | | | 936.4 |
| Qatar | | | | | | 19.4 | 1.1 | 10.9 | 5.2 | | 70.1 | 11.1 | 73.2 | 1.4 | | | 223.8 |
| Saudi Arabia | | | | | | 13.5 | 5.4 | 121.7 | 26.7 | 56.2 | | 249.7 | 215.2 | 12.5 | | | 952.2 |
| Syria | | | | | | 15.7 | 0.2 | 29.4 | - | 0.1 | 36.7 | | 4.3 | 1.7 | | | 114.8 |
| U.A.E | | | | | | 47.7 | 8.8 | 62.4 | 7.2 | 123.3 | 361.9 | 25.5 | | 2.4 | | | 785.6 |
| Yemen | | | | | | 13.5 | 115.3 | 1.7 | 0.9 | 16.4 | 121.6 | 0.3 | 131.1 | | | | 445.3 |
| Yem A R (former) | | | | | | | | | | | | | | | | | |
| Dem Yem (former) | | | | | | | | | | | | | | | | | |
| Total ESCWA | | | 317.5 | 325.0 | 65.9 | 295.4 | 178.2 | 308.4 | 57.7 | 236.0 | 1,206.8 | 704.6 | 1,398.1 | 25.5 | | | 5,119.1 |

II-5

مصنوفة واردات دول الاسكوا باستثناء النفط لعام ١٩٩٢

Matrix of Non-Crude Oil Imports of ESCWA Countries for the Year 1992

| Mn US \$ | From Importing Country | مليون دولار أمريكي | | | | | | | | | | | | | مجموع الاسكوا Total ESCWA |
|----------|---------------------------|--------------------|--------------|----------------|------------------|------------------|------------------|--------------|--------------|-----------------------------|----------------|-------------------|----------------|--------------------|------------------------------------|
| | | بحرين Bahrain | مصر Egypt | العراق Iraq | الأردن Jordan | الكويت Kuwait | لبنان Lebanon | عمان Oman | قطر Qatar | السعودية Saudi Arabia | سوريا Syria | الإمارات U.A.E | اليمن Yemen | اليمن Yemen A R | |
| | Bahrain | 0.7 | 8.0 | - | 12.3 | 8.5 | 10.5 | 6.7 | 8.2 | 147.9 | 3.2 | 78.7 | 0.1 | 284.1 | |
| | Egypt | 4.4 | 55.2 | 98.0 | 1.6 | 44.6 | 1.5 | 7.4 | 57.8 | 31.4 | 8.8 | 1.7 | 171.5 | | |
| | Iraq | 92.6 | 72.7 | - | 8.2 | 7.5 | 16.9 | - | 10.4 | 103.8 | 19.1 | 4.7 | 112.7 | | |
| | Jordan | 30.3 | 18.8 | - | 112.7 | - | - | - | - | - | - | - | 312.4 | | |
| | Kuwait | 92.6 | 72.7 | - | 8.2 | 7.5 | 16.9 | - | 10.4 | 103.8 | 19.1 | 4.7 | 893.0 | | |
| | Lebanon | 30.3 | 18.8 | - | 112.7 | - | - | - | - | - | - | - | 600.8 | | |
| | Oman | 28.0 | 4.6 | - | 19.8 | 19.8 | 5.7 | 5.7 | 31.3 | 477.1 | 17.8 | 0.5 | 1,179.1 | | |
| | Qatar | 27.4 | 17.7 | - | 19 | 4.5 | 1.8 | 9.4 | 75.1 | 0.4 | 1,052.9 | 0.5 | 276.0 | | |
| | Saudi Arabia | 114.6 | 161.8 | - | 20.3 | 6.8 | 12.0 | 6.3 | 72.5 | 11.0 | 101.8 | 0.2 | 1,077.4 | | |
| | Syria | 0.3 | 42.9 | 0.2 | 121.3 | 134.3 | 29.4 | 61.8 | 203.8 | 236.7 | 13.7 | 164.6 | | | |
| | U.A.E | 82.6 | 47.3 | - | 22.5 | 3.4 | 46.3 | - | 0.1 | 41.4 | 5.4 | 2.1 | 846.0 | | |
| | Yemen | 13.7 | 16.7 | - | 54.8 | 29.2 | 73.4 | 1.7 | 110.7 | 416.2 | 26.1 | 4.0 | 319.8 | | |
| | Yem A R (former) | | | | 14.7 | 1.0 | 1.3 | 0.2 | 0.4 | 128.3 | 1.5 | 142.1 | | | |
| | Dem Yem (former) | | | | | | | | | | | | | | |
| | Total ESCWA | 394.5 | 445.6 | 98.2 | 388.5 | 62.5 | 419.4 | 59.6 | 220.0 | 1,393.4 | 868.8 | 1,864.4 | 22.5 | 6,237.4 | |

II-5

مصنوفة واردات دول الاسكوا باستثناء النفط الخام لعام ١٩٩٣
Matrix of Non-Crude Oil Imports of ESCWA Countries for the Year 1993

| Mn US\$ | من | | مليون دولار امريكي | | | | | | | | | | | | | | |
|------------------|------|---------|--------------------|---------|--------|---------|--------|---------|-------|---------|----------|-----------|----------|-------|------------|------------|---------------------------|
| | From | Country | البحرين | مصر | العراق | الأردن | الكويت | لبنان | عمان | قطر | السعودية | سوريا | الإمارات | اليمن | اليمن A R. | اليمن Demo | مجموع الاسكوا Total ESCWA |
| Bahrain | | | 0 1 | | | | | | | | | | | | | | 280 2 |
| Egypt | | | | 9 2 | - | 1 3 | 4 7 | 8 7 | 7 8 | 8 8 | 1 3 1 3 | 3 6 | 8 1 0 | 0 1 | | | 168 7 |
| Iraq | | | | | | | | | | | | | | | | | |
| Jordan | | | 16 9 | 42 2 | 103 4 | | 2 8 | 3 5 7 | 2 2 | 4 8 | 7 1 7 | 4 8 1 | 8 9 | 3 7 | | | 340 3 |
| Kuwait | | | 60 5 | 73 0 | | - | 6 4 1 | 6 4 1 | 1 2 4 | 2 2 2 | 3 4 7 1 | 8 4 7 | 1 2 1 0 | - | | | 784 9 |
| Lebanon | | | | 4 2 1 | | 2 1 4 | 7 9 | | 0 5 | 6 9 4 | 2 4 2 1 | 1 3 5 | | | | | 396 9 |
| Oman | | | 70 8 | 3 8 | | 3 5 | 8 4 | 2 0 | 8 1 | 8 7 7 | 4 6 | 1 1 5 4 0 | 1 3 | | | | 1,344 2 |
| Qatar | | | 19 6 | 1 4 2 | | 2 0 1 | 1 0 8 | 1 1 2 | 8 0 | 1 0 8 8 | 1 0 6 | 1 4 7 2 | 0 2 | | | | 350 7 |
| Saudi Arabia | | | 158 2 | 2 8 4 0 | | 1 0 7 5 | 7 1 1 | 1 0 8 9 | 3 8 2 | 8 3 5 | 1 1 9 8 | 2 8 1 7 | 2 5 0 | | | | 1,277 9 |
| Syria | | | 0 4 | 5 4 3 | | 2 0 9 | 2 7 | 6 5 2 | - | 2 1 | 4 7 2 | 6 6 | 2 3 | | | | 201 7 |
| U A E | | | 131 3 | 5 8 8 | | 6 2 3 | 5 8 0 | 8 3 7 | 3 9 | 1 2 5 8 | 4 9 0 7 | 3 4 6 | 6 2 | | | | 1,055 5 |
| Yemen | | | 7 6 | 2 3 0 | | 1 6 8 | 6 8 | 0 7 | 1 3 | 0 1 | 1 3 1 0 | 3 8 | 1 8 1 5 | | | | 372 6 |
| Yem A R (former) | | | | | | | | | | | | | | | | | |
| Dem Yem (former) | | | | | | | | | | | | | | | | | |
| Total ESCWA | | | 465 3 | 604 6 | 103 4 | 270 8 | 185 8 | 394 9 | 74 0 | 256 3 | 1,617 6 | 559 4 | 2,002 1 | 39 0 | | | 6,573 4 |

II-5

مصنوعة و واردات دول الاسكوا باستثناء النفط الخام لعام ١٩٩٤

Matrix of Non-Crude Oil Imports of ESCWA Countries for the Year 1994

| From Importing Country | من | | | | | | | | | | | | | | مجموع Total ESCWA |
|---------------------------|------------------|--------------|----------------|------------------|------------------|------------------|--------------|--------------|--------------------------|----------------|-------------------|----------------|---------------|---------------|-------------------------|
| | بحرين Bahrain | مصر Egypt | العراق Iraq | الأردن Jordan | الكويت Kuwait | لبنان Lebanon | عمان Oman | قطر Qatar | السعودية Saudi Arabia | سوريا Syria | الإمارات U.A.E | اليمن Yemen | اليمن A.R. | اليمن Dem. | |
| Bahrain | 1.5 | 8.9 | - | 15.7 | 11.3 | 8.4 | 7.6 | 9.6 | 162.6 | 16.9 | 96.9 | - | - | - | 320.9 |
| Egypt | 22.3 | 43.0 | 94.5 | - | 0.1 | 25.8 | 4.4 | 5.4 | 102.4 | 69.1 | 11.9 | 4.8 | - | - | 264.6 |
| Iraq | 55.9 | 65.2 | - | - | 53.9 | 13.7 | 19.7 | 19.7 | 383.7 | 64.8 | 134.8 | - | - | - | 383.6 |
| Jordan | 13.8 | 2.8 | - | 2.2 | 8.4 | 1.2 | - | 5.9 | 97.2 | 1.2 | 1,139.4 | 2.4 | - | - | 791.7 |
| Kuwait | 33.4 | 9.6 | - | 14.2 | 10.1 | 10.6 | 9.2 | - | 103.2 | 9.8 | 144.7 | 1.4 | - | - | 438.1 |
| Lebanon | 168.2 | 216.6 | - | 78.5 | 79.5 | 103.7 | 43.8 | 69.5 | 130.6 | 297.7 | 31.2 | - | - | - | 1,274.5 |
| Oman | 2.6 | 69.3 | - | 60.2 | 3.7 | 55.0 | - | 0.8 | 74.8 | 13.4 | 1.3 | - | - | - | 346.2 |
| Qatar | 131.0 | 48.2 | - | 67.8 | 67.3 | 68.9 | 1.1 | 130.2 | 594.7 | 28.6 | 6.8 | - | - | - | 1,219.2 |
| Saudi Arabia | 10.6 | 18.0 | - | 9.0 | 3.9 | 1.0 | 3.2 | - | 143.9 | 2.4 | 146.1 | - | - | - | 281.1 |
| Syria | | | | | | | | | | | | | | | 1,144.5 |
| U.A.E | | | | | | | | | | | | | | | 338.1 |
| Yemen | | | | | | | | | | | | | | | |
| Yem A R (former) | | | | | | | | | | | | | | | |
| Dem Yem (former) | | | | | | | | | | | | | | | |
| Total ESCWA | 439.3 | 526.6 | 94.7 | 284.1 | 199.0 | 349.5 | 83.1 | 241.4 | 1,940.4 | 584.5 | 2,010.3 | 49.5 | - | - | 6,802.4 |

II-5

مصنوفة واردات دول الاسكوا باستثناء النفط الخام لعام ١٩٩٥

Matrix of Non-Crude Oil Imports of ESCWA Countries for the Year 1995

| Mn US \$ | ملئون دولار امريكى | | | | | | | | | | | | | | | |
|-------------------|--------------------|---------|---------|---------|---------|---------|---------|---------|---------|--------------|---------|-----------|-------|-----------|-------|-------------|
| | From | البحرين | مصر | العراق | الأردن | الكويت | لبنان | عمان | قطر | السعودية | سوريا | الامارات | اليمن | اليمن A R | دمو | مجموع |
| Importing Country | From | البحرين | مصر | العراق | الأردن | الكويت | لبنان | عمان | قطر | السعودية | سوريا | الامارات | اليمن | اليمن A R | دمو | مجموع |
| | | Bahrain | Egypt | Iraq | Jordan | Kuwait | Lebanon | Oman | Qatar | Saudi Arabia | Syria | U A E | Yemen | Yemen A R | Yemen | Total ESCWA |
| Bahrain | | 0 7 | 6 4 | 18 0 | 14 9 | 7 8 | 9 2 | 9 6 | 18 5 1 | 4 5 | 9 7 7 | 0 2 | | | | 3 5 3 2 |
| Egypt | | | | 0 1 | 10 2 | 8 6 | 2 4 7 | 0 1 | 0 9 | 2 4 8 9 | 1 1 8 | 1 4 8 | 1 6 | | | 3 2 2 3 |
| Iraq | | | | | | | | | | | | | | | | |
| Jordan | | 40 4 | 4 6 2 | 1 1 0 1 | | 0 2 | 4 2 5 | 5 6 | 7 7 | 1 3 0 4 | 7 8 4 | 1 6 0 | 3 6 | | | 4 8 1 1 |
| Kuwait | | 6 6 8 | 6 6 2 | | | 4 9 0 | 1 4 2 | 2 5 7 | 4 7 8 3 | 7 2 1 | 1 7 2 9 | | | | | 9 4 5 2 |
| Lebanon | | - | 6 3 4 | - | 4 1 8 | 9 0 | - | - | 1 2 6 0 | 2 3 4 7 | 2 3 8 | - | | | | 4 9 8 7 |
| Oman | | 1 9 1 | 3 8 | 3 3 | 9 6 | 1 3 | 1 4 9 | 1 6 1 8 | 3 2 | 1 0 1 2 3 | 1 6 | | | | | 1 2 3 0 9 |
| Qatar | | 3 6 1 | 9 4 | 9 4 | 1 4 1 | 7 2 | 1 1 1 | 1 6 2 9 | 1 0 2 | 1 5 1 0 | 0 3 | | | | | 4 1 1 7 |
| Saudi Arabia | | 2 0 0 6 | 2 3 6 8 | 8 6 7 | 6 9 5 | 9 3 6 | 5 4 9 | 6 5 8 | 1 4 9 7 | 3 6 2 8 | 3 8 4 | | | | | 1 3 5 9 0 |
| Syria | | 0 8 | 6 9 5 | 0 1 | 7 3 7 | 1 8 | 5 6 5 | - | 1 7 | 7 7 9 | 2 1 2 | 1 4 | | | | 3 0 4 7 |
| U A E | | 1 1 1 4 | 8 2 3 | 0 1 | 8 4 6 | 5 4 8 | 5 5 3 | 1 1 | 1 5 0 9 | 7 5 0 8 | 4 0 1 | 4 8 | | | | 1 3 3 6 1 |
| Yemen | | 0 5 | 2 0 3 | - | 2 0 1 | 5 7 0 | 0 9 | 2 5 | 0 3 | 1 4 8 9 | 1 9 | 2 1 8 0 | | | | 4 7 0 5 |
| Yem A R (former) | | | | | | | | | | | | | | | | |
| Dem Yem (former) | | | | | | | | | | | | | | | | |
| Total ESCWA | | 4 7 6 3 | 6 0 4 4 | 1 1 0 4 | 3 4 7 9 | 2 3 9 4 | 3 3 8 6 | 9 8 7 | 2 7 7 5 | 2 4 7 1 0 | 6 0 6 5 | 2 0 9 0 5 | 5 1 8 | | | 7 7 1 3 4 |

II-5

مصنوعة و واردات دول الاسكوا لاستثناء النفط الخام لعام ١٩٩٦

Matrix of Non-Crude Oil Imports of ESCWA Countries for the Year 1996

| From Importing Country | من | | | | | | | | | | | | | | المجموع الاسكوا Total ESCWA |
|---------------------------|--------------------|--------------|----------------|------------------|------------------|------------------|--------------|--------------|-----------------------------|----------------|----------------------------|--------------------|--------------------------------------|------------------------------------|--------------------------------------|
| | البحرين Bahrain | مصر Egypt | العراق Iraq | الأردن Jordan | الكويت Kuwait | لبنان Lebanon | عمان Oman | قطر Qatar | السعودية Saudi Arabia | سوريا Syria | الامارات U A E Yemen | اليمن Yemen A R | اليمن الديمقراطي Demo Yemen | مجموع الاسكوا Total ESCWA | |
| Bahrain | 9.0 | 0.1 | 15.4 | 13.5 | 7.4 | 9.1 | 8.3 | 176.9 | 8.9 | 93.8 | 0.0 | 0.0 | 342.4 | | |
| Egypt | 1.8 | 0.2 | 15.1 | 6.0 | 25.5 | 0.6 | 2.6 | 290.9 | 15.3 | 24.3 | 0.6 | 0.6 | 382.9 | | |
| Iraq | 28.6 | 93.0 | 139.5 | 0.6 | 51.7 | 7.1 | 8.8 | 129.1 | 140.3 | 20.8 | 8.0 | 8.0 | 662.7 | | |
| Jordan | 48.1 | 76.6 | - | 26.2 | 44.4 | 13.1 | 26.7 | 557.4 | 67.8 | 156.6 | 0.0 | 0.0 | 1,017.0 | | |
| Kuwait | 4.3 | 54.4 | 0.1 | 35.6 | 7.2 | 2.7 | 0.3 | 112.6 | 307.7 | 27.6 | 0.2 | 0.2 | 552.7 | | |
| Lebanon | 30.2 | 4.7 | - | 3.5 | 9.8 | 1.5 | 15.2 | 140.5 | 0.9 | 1,086.8 | 1.4 | 1.4 | 1,294.6 | | |
| Oman | 35.9 | 9.7 | - | 11.0 | 15.2 | 6.8 | 11.3 | 186.3 | 5.6 | 138.6 | 1.0 | 1.0 | 421.3 | | |
| Qatar | 260.8 | 258.3 | - | 129.5 | 91.0 | 110.1 | 61.1 | 76.3 | 160.7 | 403.2 | 44.9 | 44.9 | 1,597.3 | | |
| Saudi Arabia | 2.3 | 82.6 | 0.0 | 107.7 | 3.5 | 56.4 | - | 1.0 | 90.9 | 18.7 | 2.6 | 2.6 | 365.7 | | |
| Syria | 123.0 | 105.7 | 0.2 | 95.7 | 72.6 | 59.9 | 19.1 | 121.5 | 743.4 | 38.7 | 7.5 | 7.5 | 1,387.3 | | |
| U A E | 15.8 | 26.4 | 0.0 | 23.5 | 81.0 | 5.2 | 7.0 | 173.8 | 4.9 | 147.2 | 0.0 | 0.0 | 485.4 | | |
| Yemen | 550.8 | 720.4 | 140.1 | 463.2 | 300.3 | 368.9 | 131.1 | 261.3 | 750.8 | 2,117.4 | 66.3 | 66.3 | 8,509.2 | | |
| Yem A R (former) | | | | | | | | | | | | | | | |
| Dem. Yem (former) | | | | | | | | | | | | | | | |
| Total ESCWA | | | | | | | | | | | | | | | |

II-8-5
 صادرات الكويت ضمن المنطقة حسب أقسام التصنيف الدولي
 Intraregional Exports of Kuwait by SITC Sections
 1992

| Country | Section | الف دولار امريكي | | | | | | | | | Total (0-9) |
|--------------|---------|------------------|-------|--------|-----|-------|--------|--------|---------|--------|----------------|
| | | 0 | 1 | 2 | 3 | 4 | 5 | 6 | 7 | 8 | |
| Bahrain | | 2,274 | - | 170 | 57 | - | 524 | 1,989 | 5,068 | 1,049 | 11,735 |
| Egypt | | 128 | - | 22 | - | - | 177 | 1,465 | 5,782 | 1,071 | 8,922 |
| Iraq | | - | - | - | - | - | - | - | - | - | - |
| Jordan | | - | - | - | - | - | - | - | - | - | - |
| Lebanon | | 1,471 | 25 | 475 | 129 | 37 | 26 | 937 | 2,917 | 1,063 | 7,703 |
| Oman | | 258 | 33 | 46 | 63 | - | 488 | 1,541 | 3,090 | 483 | 6,249 |
| Qatar | | 858 | 342 | 78 | 36 | - | 1,421 | 2,261 | 2,020 | 837 | 8,260 |
| Saudi Arabia | | 7,995 | 554 | 1,629 | 129 | 474 | 6,742 | 26,961 | 39,469 | 8,348 | 93,083 |
| Syria | | 0 | - | 722 | - | 1,051 | - | 458 | 5,842 | 287 | 8,637 |
| U A E | | 3,708 | 386 | 10,113 | 115 | 9 | 2,468 | 11,136 | 54,521 | 8,389 | 91,651 |
| Yemen | | - | - | - | - | - | - | - | - | - | - |
| Total ESCWA | | 16,692 | 1,339 | 13,254 | 528 | 1,571 | 11,846 | 46,747 | 118,709 | 21,527 | 236,240 |

جدول رقم II-6

مصفوفات الصادرات البينية لدول الاسكوا باستثناء النفط الخام
للأعوام ١٩٧٥، ١٩٨٠، ١٩٨٥، ١٩٩٠، ١٩٩٧

Tables No. II-6

Matrices of Intraregional Non-Crude Oil Exports of ESCWA Countries
for the years 1975,1980,1985-1997

II-6

مصنوعة صادرات دول الاسكوا لاستثناء النفط الخام لعام ١٩٧٥

Matrix of Non-Crude Oil Exports of ESCWA Countries for the Year 1975

| Mn US \$ | Exporting Country | مليون دولار أمريكي | | | | | | | | | | | | | | البلد المصدر | | |
|----------|-------------------|--------------------|---------|------|--------|--------|--------|-------|------|------|-------------------|-------|-------------------|-------|--------------|--------------|--------------------|--------------------------|
| | | T0 | البحرين | مصر | العراق | الأردن | الكويت | لبنان | عمان | قطر | السعودية Saudi | سوريا | الامارات U A E | اليمن | اليمن A R | | الديمقراطي Demo | الاسكوا Total |
| | Bahram (1) | | | | | | | | | | | | | | | | 1056 | السعودية (١) |
| | Egypt | 05 | | 141 | 43 | 25 | 94 | 12 | 12 | 202 | 65 | - | | | 10 | 01 | 610 | مصر |
| | Iraq | 08 | 81 | | 16 | 53 | 70 | - | 01 | 19 | 70 | 08 | | | 14 | 17 | 357 | العراق |
| | Jordan | 02 | 32 | 77 | | 75 | 61 | 01 | 04 | 149 | 112 | 12 | | | 03 | - | 528 | الأردن |
| | Kuwait | 137 | 45 | 686 | 40 | 53 | 98 | 109 | 1232 | 126 | 966 | | | | 09 | 142 | 3643 | الكويت |
| | Lebanon | 46 | 763 | 442 | 260 | 468 | | 53 | 150 | 3972 | 611 | 431 | | | 09 | 24 | 7229 | لبنان |
| | Oman | - | - | - | - | - | - | - | - | - | - | 29 | | | - | - | 29 | عمان |
| | Qatar | 13 | 02 | 01 | 03 | 09 | 02 | 02 | | 38 | 01 | 47 | | | 04 | - | 122 | قطر |
| | Saudi Arabia | 129 | 181 | 18 | 10 | 128 | 66 | 21 | 56 | | 12 | 151 | | | 214 | - | 986 | السعودية |
| | Syria | 01 | 106 | 230 | 132 | 31 | 87 | - | 05 | 234 | | 09 | | | 03 | - | 838 | سوريا |
| | U A E | 90 | 02 | 16 | 04 | 119 | 15 | 286 | 170 | 145 | 02 | | | | 01 | 11 | 861 | الامارات العربية المتحدة |
| | Yemen | - | - | - | - | - | - | - | - | 06 | - | - | | | - | 12 | 18 | اليمن |
| | Yem A R (former) | - | - | - | - | - | - | - | - | - | - | - | | | 219 | - | - | ع ا ر اليمنية سابقا |
| | Dem Yem (former) | 07 | - | - | 01 | - | 02 | 57 | - | 01 | - | 126 | | | - | - | 413 | اليمن الديمقراطي سابقا |
| | Total ESCWA | 438 | 1212 | 1611 | 509 | 948 | 452 | 555 | 562 | 6646 | 999 | 2065 | | 486 | 207 | 1,6690 | مجموع الاسكوا | |

(١) Excluding Crude Oil & Oil Products

II-6

مصفوفة صادرات دول الإسكوا باستثناء النفط الخام لعام ١٩٨٠
Matrix of Non-Crude Oil Exports of ESCWA Countries for the Year 1980

| Min US \$ | To | مليون دولار أمريكي | | | | | | | | | | | | | | إلى | |
|-------------------|------|--------------------|-------|--------|--------|--------|---------|-------|---------|--------------|-------|----------|---------|-----------|--------------------------|-------------------------|---------------|
| | | البحرين | مصر | العراق | الأردن | الكويت | لبنان | عمان | قطر | السعودية | سوريا | الإمارات | البحرين | البحرين | البحرين | | الإجمالي |
| Exporting Country | | Bahrain | Egypt | Iraq | Jordan | Kuwait | Lebanon | Oman | Qatar | Saudi Arabia | Syria | U A E | Yemen | Yemen A R | Yemen | ESCWA | البلد المصدّر |
| Bahrain (1) | | | | | | | | | | | | | | | | | البحرين (١) |
| Egypt | 0.3 | 11.2 | 22.0 | 1.4 | 8.8 | - | 0.9 | 6.0 | 37.0 | - | 58.2 | - | - | - | - | 145.5 | مصر |
| Iraq | 1.3 | 0.3 | 0.1 | 0.1 | 3.9 | 10.0 | 0.3 | 0.6 | 55.5 | 8.0 | 3.8 | 5.2 | - | - | - | 87.8 | العراق |
| Jordan | 0.4 | - | 91.9 | 6.5 | 5.5 | 3.3 | - | 1.3 | 2.5 | 9.6 | 1.8 | 0.1 | 1.1 | 0.8 | 0.8 | 235.3 | الأردن |
| Kuwait | 5.1 | 14.5 | 419.0 | 17.7 | 17.3 | 7.1 | 1.0 | 2.4 | 63.9 | 44.2 | 5.5 | 70.8 | 101.3 | 70.8 | 1,581.4 | الكويت | |
| Lebanon | 4.9 | 23.3 | 29.9 | 44.4 | 68.9 | 19.0 | 4.0 | 24.6 | 477.1 | 17.9 | 410.4 | - | 6.3 | - | 660.3 | لبنان | |
| Oman | 0.8 | 0.4 | 4.0 | 0.2 | 0.6 | 0.2 | 2.9 | 12.8 | 340.5 | 80.6 | 45.8 | 23.0 | - | - | 125.3 | عمان | |
| Qatar | 2.2 | - | 18.0 | 0.2 | 20.4 | - | 0.5 | 61.0 | - | 36.3 | - | - | - | - | 138.6 | قطر | |
| Saudi Arabia | 21.5 | 43.1 | 21.7 | 12.8 | 52.9 | 11.8 | 15.2 | 16.5 | 11.4 | 36.8 | 306.5 | 10.9 | 561.1 | 123.0 | 625.2 | السعودية | |
| Syria | 0.3 | - | 29.8 | 28.9 | 6.2 | 12.1 | - | 0.6 | 39.3 | 3.2 | 46.3 | 4.1 | 625.2 | 11.3 | 374.0 | سوريا | |
| U A E | 34.2 | 4.9 | 39.7 | 7.7 | 37.3 | 10.0 | 106.6 | 99.4 | 229.7 | 5.3 | 182.7 | 638.0 | 134.1 | 4,702.1 | الإمارات العربية المتحدة | | |
| Yemen | - | - | - | 0.1 | - | - | - | - | 1.2 | 0.2 | 0.2 | 9.6 | 11.3 | 374.0 | 182.7 | 638.0 | اليمن |
| Yem A R (former) | - | - | - | 5.8 | - | - | - | - | 2.1 | 0.1 | 183.3 | 182.7 | 638.0 | 134.1 | 4,702.1 | ج.ع. اليمنية سابقاً | |
| Dem Yem (former) | - | - | - | 5.8 | - | - | - | - | 2.1 | 0.1 | 183.3 | 182.7 | 638.0 | 134.1 | 4,702.1 | اليمن الديمقراطي سابقاً | |
| Total ESCWA | 71.0 | 97.7 | 676.1 | 125.8 | 221.8 | 73.5 | 131.4 | 166.7 | 1,327.4 | 177.7 | 860.9 | 638.0 | 134.1 | 4,702.1 | 4,702.1 | مجموع الإسكوا | |

(1) Excluding Crude Oil & Oil Products

(١) لا تتضمن النفط الخام والمنتجات النفطية

II-6

 مصفوفة صادرات دول الاسكوا باستثناء النفط الخام لعام ١٩٨٥
 Matrix of Non-Crude Oil Exports of ESCWA Countries for the Year 1985

| Mn US \$ | | مليون دولار امريكى | | | | | | | | | | | | | | | | | |
|--------------------|------------|--------------------|-------------|------------|-------------|------------|------------|-----------------|-------------|--------------|-------------|------------|------------|---------------|-----------|-------|---------|----------|--------------------------|
| Exporting Country | To | البحرين | مصر | العراق | الأردن | الكويت | لبنان | عمان | قطر | السعودية | سوريا | الامارات | اليمن | اليمن ا ر | اليمن ا ر | يemen | الاسكوا | الإجمالي | البلد المصدر |
| | | Bahrain | Egypt | Iraq | Jordan | Kuwait | Lebanon | Oman | Qatar | Saudi Arabia | Syria | U A E | Yemen | Yemen A R | Yemen | Dem | ESCWA | Total | ESCWA |
| Bahrain | | | 297 | 37 | 33 | 101 | - | 35 | 39 | 596 | 01 | 367 | - | - | - | - | 1505 | | البحرين |
| Egypt | 11 | | | 392 | 92 | 107 | 186 | 54 ¹ | 26 | 745 | - | - | 28 | 02 | | | 1645 | | مصر |
| Iraq | - | 05 | | | 217 | 64 | 01 | - | - | 16 | - | 73 | - | - | | | 378 | | العراق |
| Jordan | 27 | 77 | 1674 | | | 197 | 46 | 09 | 44 | 993 | 99 | 99 | 33 | 22 | | | 3319 | | الأردن |
| Kuwait | | | | | | | | | | | | | | | | | | | الكويت |
| Lebanon | 77 | 89 | | | 252 | 562 | | 13 | 83 | 673 | 319 | 455 | 14 | | | | 2537 | | لبنان |
| Oman | 39 | 27 | 55 | 24 | 16 | | | | 51 | 160 | 04 | 1287 | 69 | | | | 1733 | | عمان |
| Qatar | | | | | | | | | | | | | | | | | | | قطر |
| Saudi Arabia | | | | | | | | | | | | | | | | | | | السعودية |
| Syria | 01 | - | - | | 127 | 36 | 39 | - | 94 | 196 | | 59 | 02 | 01 | | | 556 | | سوريا |
| U A E | | | | | | | | | | | | | | | | | | | الامارات العربية المتحدة |
| Yemen | - | - | - | - | - | - | - | - | - | - | - | - | - | - | | | | | اليمن |
| Yem A R (former) | - | - | - | - | - | - | - | - | - | - | - | - | - | - | 105 | | 105 | | ع ا ر اليمن سابقا |
| Dem Yem (former) | - | - | - | - | - | - | - | - | - | 21 | - | 04 | 76 | | | | 102 | | اليمن الديمقراطي سابقا |
| Total ESCWA | 155 | 495 | 2158 | 745 | 1083 | 272 | 111 | 337 | 3400 | 423 | 2344 | 208 | 130 | 1,1880 | | | | | مجموع الاسكوا |

(1) Including UAE

II-6

مصنوعة صادرات دول الاسكوا باستثناء النفط الخام لعام ١٩٨٦

Matrix of Non-Crude Oil Exports of ESCWA Countries for the Year 1986

| Mn US \$ | To Exporting Country | من دول الاسكوا | | | | | | | | | | | | | | مجموع الاسكوا Total ESCWA |
|----------|-------------------------|----------------|-----|--------|--------|--------|-------|------|------|----------|-------|----------|-------|------------|------------|---------------------------|
| | | بحرين | مصر | العراق | الاردن | الكويت | لبنان | عمان | قطر | السعودية | سوريا | الامارات | اليمن | اليمن A.R. | اليمن Demo | |
| | Bahrain | 110 | 08 | 08 | 35 | 117 | - | 57 | 27 | 514 | - | 98 | 08 | - | 97.4 | |
| | Egypt | 14 | 214 | 122 | 116 | 67 | 671 | 32 | 801 | 01 | - | - | 26 | - | 146.0 | |
| | Iraq | - | 17 | 224 | 112 | 04 | 01 | 01 | 27 | - | 102 | - | - | 01 | 48.9 | |
| | Jordan | 53 | 114 | 1214 | 252 | 30 | 05 | 42 | 795 | 131 | 137 | 25 | 21 | 21 | 281.9 | |
| | Kuwait (2) | 75 | 148 | 1829 | 206 | 77 | 36 | 113 | 2052 | 78 | 419 | 13 | 36 | 36 | 508.2 | |
| | Lebanon | 59 | 92 | 519 | 568 | 08 | 81 | 578 | 140 | 436 | 13 | 04 | 249.8 | 04 | 249.8 | |
| | Oman | 42 | 42 | 29 | 08 | 44 | 03 | 38 | 141 | 01 | 1163 | 42 | - | - | 155.3 | |
| | Qatar | | | | | | | | | | | | | | | |
| | Saudi Arabia | | | | | | | | | | | | | | | |
| | Syria | 05 | - | - | 428 | 32 | 140 | - | 105 | 310 | 133 | 02 | - | - | 115.5 | |
| | U A E | | | | | | | | | | | | | | | |
| | Yemen | | | | | | | | | | | | | | | |
| | Yem A R (former) | - | - | - | - | - | - | - | 08 | - | - | - | 41 | 41 | 4.9 | |
| | Dem Yem (former) | - | - | - | 01 | - | - | - | 37 | - | 33 | 2.9 | - | - | 10.0 | |
| | Total ESCWA | 248 | 523 | 3294 | 1542 | 1242 | 321 | 174 | 439 | 5263 | 351 | 2521 | 158 | 103 | 1,617.9 | |

(1) Including UAE

(2) Non-Oil exports

(١) بصرفها الامارات العربية المتحدة

(٢) للصادرات غير النفطية

II-6

مصنوعة صادرات دول الاسكوا باستثناء النفط الخام لعام ١٩٨٧

Matrix of Non-Crude Oil Exports of ESCWA Countries for the Year 1987

| Mn US \$ | | ملليون دولار امريكي | | | | | | | | | | | | | | | |
|----------|-------------------|---------------------|-------|--------|--------|--------|---------|------|-------|--------------|-------|----------|-------|------------|---------|---------|--------------------------|
| To | Exporting Country | البحرين | مصر | العراق | الأردن | الكويت | لبنان | عمان | قطر | السعودية | سوريا | الامارات | اليمن | اليمن A R. | البحرين | الاسكوا | المصدر |
| | | Bahrain | Egypt | Iraq | Jordan | Kuwait | Lebanon | Oman | Qatar | Saudi Arabia | Syria | U A E | Yemen | Yemen A R. | Yemen | Total | ESCWA |
| | Bahrain | 0.5 | 3.3 | 0.3 | 8.4 | 31.7 | - | 5.4 | 3.4 | 68.3 | 0.1 | 11.7 | 0.8 | - | 133.4 | | البحرين |
| | Egypt | | 0.1 | 11.2 | 13.2 | 6.9 | 4.9 | 3.4 | 1.9 | 57.7 | - | - | 1.8 | - | 101.5 | | مصر |
| | Iraq | | 0.1 | | 12.3 | 18.5 | - | - | - | 6.4 | - | 31.2 | - | - | 70.1 | | العراق |
| | Jordan | | 5.6 | 39.7 | 174.4 | 25.1 | 2.5 | 1.0 | 3.8 | 76.4 | 21.3 | 13.7 | 5.6 | 1.1 | 370.2 | | الأردن |
| | Kuwait (2) | | 9.7 | 21.9 | 132.2 | 22.1 | 7.2 | 6.1 | 9.8 | 193.9 | 5.4 | 52.4 | 2.7 | 2.3 | 465.7 | | الكويت (١) |
| | Lebanon | | 6.5 | 11.3 | 36.9 | 70.5 | 0.6 | 9.6 | 9.6 | 76.3 | 13.0 | 55.5 | 1.5 | 0.5 | 282.2 | | لبنان |
| | Oman | | 3.9 | 3.2 | 3.5 | 1.1 | 2.7 | 0.4 | 3.6 | 18.5 | 0.1 | 144.1 | 1.7 | - | 182.8 | | عمان |
| | Qatar | | | | | | | | | | | | | | | | قطر |
| | Saudi Arabia | | 34.4 | 60.3 | 11.9 | 131.3 | 163.2 | 14.1 | 21.9 | 33.0 | 15.5 | 223.3 | 105.7 | 20.1 | 834.7 | | السعودية |
| | Syria | | 0.2 | - | - | 26.2 | 2.3 | 10.6 | 7.7 | 23.2 | 3.7 | - | - | 0.1 | 74.0 | | سوريا |
| | U A E | | | | | | | | | | | | | | | | الامارات العربية المتحدة |
| | Yemen | | | | | | | | | | | | | | | | اليمن |
| | Yem A R (former) | | - | 0.2 | - | - | - | - | - | 16.5 | 0.7 | - | - | - | 25.3 | | ح ج اليمنية سابقا |
| | Dem Yem (former) | | - | 0.3 | - | 0.2 | - | - | - | 7.9 | - | 5.3 | - | - | 18.2 | | اليمن الديمقراطي سابقا |
| | Total ESCWA | 60.9 | 140.3 | 333.5 | 251.5 | 321.1 | 39.7 | 38.4 | 72.8 | 545.1 | 56.1 | 540.9 | 119.8 | 24.1 | 2,558.1 | | مجموع الاسكوا |

(1) Including UAE

(2) Non-Oil exports

(١) مصنفها الامارات العربية المتحدة

(٢) الصادرات غير النفطية

II-6

مصنوعة صادرات دول الاسكوا باستثناء النفط الخام لعام ١٩٨٨

Matrix of Non-Crude Oil Exports of ESCWA Countries for the Year 1988

| Mn US \$ | To | ملليون دولار امريكى | | | | | | | | | | | | | | |
|-------------------|----|---------------------|-------|--------|--------|--------|---------|-------------------|-------|--------------|-------|----------|-------|------------|-----------------------|---------------------------|
| | | بحرين | مصر | العراق | الاردن | الكويت | لبنان | عمان | قطر | السعودية | سوريا | الامارات | اليمن | اليمن ا. ر | الدمقراطي ح. ع. اليمن | مجموع الاسكوا Total ESCWA |
| Exporting Country | | Bahrain | Egypt | Iraq | Jordan | Kuwait | Lebanon | Oman | Qatar | Saudi Arabia | Syria | U A E | Yemen | Yemen A R | Democ Yemen | |
| Bahrain | | | 0.3 | 6.8 | 11.2 | 30.2 | - | 6.2 | 7.3 | 114.4 | 0.1 | 70.4 | 0.4 | | | 247.3 |
| Egypt | | 1.1 | | 37.7 | 31.8 | 13.6 | 5.8 | 10.6 ¹ | 2.8 | 68.9 | 0.1 | - | 8.3 | | | 180.7 |
| Iraq | | 0.2 | 1.1 | | 28.4 | 46.2 | 0.4 | 0.1 | 0.1 | 7.1 | - | 21.5 | 0.6 | | | 105.7 |
| Jordan | | 5.8 | 19.6 | 175.7 | | 25.5 | 2.9 | 0.6 | 4.6 | 85.4 | 8.9 | 19.0 | 3.9 | | | 351.9 |
| Kuwait (2) | | 18.5 | 22.7 | 315.7 | 37.4 | | 10.7 | 8.6 | 10.8 | 170.4 | 35.3 | 61.5 | 7.0 | | | 698.6 |
| Lebanon | | 6.5 | 15.6 | | 23.5 | 81.2 | | 1.2 | 9.3 | 127.0 | 20.9 | 62.7 | 3.2 | | | 351.1 |
| Oman | | 4.7 | 1.0 | 4.3 | 1.1 | 7.9 | 0.8 | | 4.5 | 18.8 | - | 187.1 | 0.7 | | | 230.9 |
| Qatar | | | | | | | | | | | | | | | | |
| Saudi Arabia | | | | | | | | | | | | | | | | |
| Syria | | 0.6 | - | - | 16.8 | 7.2 | 50.9 | - | 10.2 | 50.6 | | 11.1 | 0.3 | | | 147.8 |
| U A E | | | | | | | | | | | | | | | | |
| Yemen | | - | 0.6 | - | - | 14.4 | - | - | 0.2 | 59.0 | 3.6 | | | | | 97.4 |
| Yem A R (former) | | | | | | | | | | | | | | | | |
| Dem Yem (former) | | | | | | | | | | | | | | | | |
| Total ESCWA | | 37.4 | 60.9 | 540.2 | 150.2 | 226.2 | 71.5 | 27.3 | 49.8 | 701.6 | 68.9 | 433.3 | 24.4 | | | 2,411.4 |

(1) Including UAE

(2) Non-Oil exports

(١) بصمها الامارات العربية المتحدة

(٢) لصادرات غير النفطية

II-6

مصنوفة صادرات دول الاسكوا باستثناء النفط الخام لعام ١٩٨٩

Matrix of Non-Crude Oil Exports of ESCWA Countries for the Year 1989

| Mn US \$ | To Exporting Country | مليون دولار امريكي | | | | | | | | | | | | | | مجموع الاسكوا Total ESCWA |
|----------|-------------------------|--------------------|-------|--------|--------|--------|-------|-------|-------|----------|-------|----------|-------|-----------|------------|------------------------------|
| | | البحرين | مصر | العراق | الاردن | الكويت | لبنان | عمان | قطر | السعودية | سوريا | الامارات | اليمن | اليمن A R | اليمن Demo | |
| | Bahrain | 0.3 | 85.6 | 64.7 | 7.8 | 30.0 | - | 6.5 | 11.5 | 128.0 | - | 48.7 | - | - | 318.4 | |
| | Egypt | 1.2 | 64.7 | 27.7 | 17.5 | 11.1 | 11.3 | 4.5 | 78.4 | 0.9 | - | - | 12.5 | 229.8 | | |
| | Iraq | 0.5 | 0.4 | 25.2 | 45.9 | 1.1 | 0.2 | 0.4 | 17.7 | - | 30.9 | 3.5 | 3.5 | 125.8 | | |
| | Jordan | 9.4 | 18.1 | 212.2 | 27.2 | 6.8 | 0.8 | 4.3 | 84.9 | 13.8 | 22.6 | 6.4 | 6.4 | 406.5 | | |
| | Kuwait (2) | 23.6 | 23.7 | 345.7 | 32.2 | 12.5 | 12.2 | 13.2 | 165.9 | 26.1 | 67.7 | 8.0 | 8.0 | 730.8 | | |
| | Lebanon | 7.2 | 12.1 | 10.8 | 10.8 | 60.1 | 1.2 | 6.8 | 90.2 | 5.8 | 50.0 | 3.5 | 3.5 | 247.7 | | |
| | Oman | 5.3 | 0.2 | 10.8 | 0.9 | 9.1 | 0.4 | 5.9 | 39.8 | 0.1 | 212.7 | 7.1 | 7.1 | 292.3 | | |
| | Qatar | 7.9 | 3.2 | 1.1 | 13.1 | 12.7 | 0.4 | 7.4 | 66.7 | 0.1 | 112.8 | 3.6 | 3.6 | 229.0 | | |
| | Saudi Arabia | 116.5 | 140.9 | 163.4 | 29.2 | 292.6 | 19.4 | 38.6 | 114.3 | 12.0 | 498.9 | 159.1 | 159.1 | 1,584.9 | | |
| | Syria | 2.1 | - | - | 28.7 | 17.2 | 134.2 | 0.4 | 31.1 | 179.7 | 50.7 | 2.2 | 2.2 | 446.3 | | |
| | U A E | 52.1 | 2.2 | 9.2 | 4.8 | 46.4 | 1.8 | 62.5 | 60.9 | 115.8 | 6.9 | 7.6 | 7.6 | 370.2 | | |
| | Yemen | 2.4 | 0.5 | 0.3 | - | 14.8 | 0.2 | - | 56.9 | 1.3 | 3.9 | - | - | 117.2 | | |
| | Yem A R (former) | | | | | | | | | | | | | | | |
| | Dem Yem (former) | | | | | | | | | | | | | | | |
| | Total ESCWA | 228.2 | 201.6 | 893.0 | 180.4 | 573.5 | 187.9 | 141.1 | 252.9 | 1,024.0 | 67.0 | 1,098.9 | 213.5 | 5,098.9 | | |

(١) بصحبها الامارات العربية المتحدة

(٢) الصادرات عبر القطيف

II-6

مصنوفة صادرات دول الاسكوا لاستثناء النفط الخام لعام ١٩٩٠
 Matrix of Non-Crude Oil Exports of ESCWA Countries for the Year 1990

| Mn US \$ Exporting Country | ١٥ | ملليون دولار امريكي | | | | | | | | | | | | | | | |
|-------------------------------|-------|---------------------|--------------|----------------|------------------|------------------|------------------|--------------|--------------|--------------------------|----------------|-------------------|----------------|--------------|--------------|----------------|------------------------|
| | | بحرين Bahrain | مصر Egypt | العراق Iraq | الأردن Jordan | الكويت Kuwait | لبنان Lebanon | عمان Oman | قطر Qatar | السعودية Saudi Arabia | سوريا Syria | الإمارات U A E | اليمن Yemen | اليمن A R | اليمن Dem | اليمن Yemen | الإسكوا Total ESCWA |
| Bahrain | | | | | | | | | | | | | | | | | 311.7 |
| Egypt | 1.5 | | 31.3 | 15.7 | 11.4 | 9.2 | 14.5 | 4.2 | 76.6 | 11.7 | - | - | - | - | - | - | 195.4 |
| Iraq | 0.2 | 11.7 | | 101.6 | 25.3 | 0.5 | 0.3 | 0.2 | 25.8 | - | 24.7 | 1.2 | 1.2 | 1.2 | 1.2 | 1.2 | 191.5 |
| Jordan | 8.5 | 16.0 | 178.5 | | 16.6 | 13.3 | 1.2 | 6.4 | 70.5 | 12.7 | 32.3 | 14.6 | 14.6 | 14.6 | 14.6 | 14.6 | 370.6 |
| Kuwait (1) | 13.9 | 11.1 | 157.9 | 21.1 | | 8.2 | 8.2 | 7.2 | 85.3 | 9.0 | 41.0 | 2.5 | 2.5 | 2.5 | 2.5 | 2.5 | 365.4 |
| Lebanon | 8.1 | 13.3 | | 15.1 | 43.8 | | 0.3 | 8.0 | 82.7 | 15.3 | 49.1 | 4.0 | 4.0 | 4.0 | 4.0 | 4.0 | 239.7 |
| Oman | 4.2 | 0.6 | 10.3 | 0.2 | 4.6 | 0.5 | | 4.3 | 33.6 | - | 213.6 | 8.6 | 8.6 | 8.6 | 8.6 | 8.6 | 280.5 |
| Qatar | 9.4 | - | 0.5 | 7.2 | 18.0 | 0.2 | 8.7 | | 50.2 | 0.9 | 134.2 | 17.7 | 17.7 | 17.7 | 17.7 | 17.7 | 247.0 |
| Saudi Arabia | 136.7 | 647.1 | 129.1 | 85.9 | 199.2 | 30.4 | 76.0 | 123.2 | | 20.6 | 803.8 | 183.9 | 183.9 | 183.9 | 183.9 | 183.9 | 2,435.9 |
| Syria | 6.2 | 47.6 | - | 24.5 | 12.4 | 248.1 | 0.6 | 29.7 | 270.4 | | 59.0 | 0.6 | 0.6 | 0.6 | 0.6 | 0.6 | 699.1 |
| U A E | 35.8 | 0.4 | 4.3 | 3.7 | 24.9 | 2.9 | 84.6 | 53.7 | 129.0 | 5.1 | | 18.5 | 18.5 | 18.5 | 18.5 | 18.5 | 362.9 |
| Yemen | 12.7 | 0.1 | 0.1 | 0.2 | 2.4 | - | - | 0.1 | 20.7 | 1.0 | 12.0 | | | | | | 49.3 |
| Yem A R (former) | | | | | | | | | | | | | | | | | |
| Dem Yem (former) | | | | | | | | | | | | | | | | | |
| Total ESCWA | 237.2 | 753.8 | 581.8 | 290.1 | 374.1 | 313.3 | 198.8 | 304.5 | 952.9 | 76.3 | 1,395.2 | 270.9 | 270.9 | 270.9 | 270.9 | 270.9 | 5,749.0 |

(1) Non-Oil exports

(١) الصادرات غير النفطية

II-6

مصنوفة صادرات دول الإسكوا باستثناء النفط الخام لعام ١٩٩١

Matrix of Non-Crude Oil Exports of ESCWA Countries for the Year 1991

| Mn US\$ | To Exporting Country | من دول الإسكوا | | | | | | | | | | | | | | مجموع الإسكوا Total ESCWA |
|---------|-------------------------|--------------------|--------------|----------------|------------------|------------------|------------------|--------------|--------------|--------------------------|----------------|-------------------|----------------|--------------|---------------|------------------------------|
| | | البحرين Bahrain | مصر Egypt | العراق Iraq | الأردن Jordan | الكويت Kuwait | لبنان Lebanon | عمان Oman | قطر Qatar | السعودية Saudi Arabia | سوريا Syria | الإمارات U.A.E | اليمن Yemen | اليمن A.R | اليمن Demo | |
| | Bahrain | 2.2 | 2.3 | - | 8.4 | 49.4 | 0.5 | 3.8 | 26.0 | 117.7 | - | 23.1 | - | - | 231.2 | |
| | Egypt | | 0.2 | 3.6 | 36.7 | 14.7 | 4.2 | 7.8 | 114.9 | 17.7 | 12.9 | 22.2 | | | 252.6 | |
| | Iraq | | | | 20.0 | | | | 0.1 | | | | | | 20.3 | |
| | Jordan | 17.1 | 6.2 | 83.2 | | 0.1 | 1.1 | 15.3 | 16.2 | 13.4 | 38.3 | 12.0 | | | 217.6 | |
| | Kuwait | 2.0 | 2.9 | 10.7 | 48.3 | | 1.0 | 1.2 | 25.4 | 1.3 | 31.8 | 0.1 | | | 127.3 | |
| | Lebanon | 8.9 | 16.4 | | 28.2 | | 0.5 | 9.9 | 111.0 | 26.8 | 54.0 | 4.4 | | | 260.1 | |
| | Oman | 9.2 | 0.6 | - | 1.0 | 13.3 | 0.4 | 5.9 | 24.7 | 0.2 | 317.1 | 1.9 | | | 374.3 | |
| | Qatar | 6.7 | 0.1 | - | 5.5 | 9.8 | 0.3 | 13.0 | 61.9 | 0.1 | 122.4 | 9.2 | | | 229.0 | |
| | Saudi Arabia | 163.8 | 813.7 | - | 39.2 | 667.8 | 27.5 | 61.5 | 75.4 | 32.9 | 852.6 | 82.6 | | | 2,817.0 | |
| | Syria | 5.6 | 13.6 | - | 56.1 | 16.8 | 252.3 | - | 8.3 | 199.4 | 36.8 | 1.8 | | | 590.7 | |
| | U.A.E | 66.6 | 0.7 | - | 6.4 | 60.1 | 2.6 | 113.8 | 59.7 | 172.6 | 3.8 | 21.2 | | | 507.5 | |
| | Yemen (1) | - | - | - | 27.6 | - | 0.1 | - | 0.8 | 7.5 | 0.7 | 5.8 | | | 42.5 | |
| | Yem. A.R (former) | | | | | | | | | | | | | | | |
| | Dem. Yem (former) | | | | | | | | | | | | | | | |
| | Total ESCWA | 282.1 | 856.7 | 97.5 | 277.4 | 832.0 | 316.7 | 198.9 | 210.3 | 851.4 | 96.9 | 1,494.8 | 155.4 | | 5,670.1 | |

(1) Including oil exports

II-6

مصنوفة صادرات دول الاسكوا باستثناء النفط الخام لعام ١٩٩٢
Matrix of Non-Crude Oil Exports of ESCWA Countries for the Year 1992

| Mn US \$ | | مليون دولار أمريكي | | | | | | | | | | | | | | |
|-------------------|----|--------------------|-------|------|--------|--------|---------|-------|-------|--------------|-------|---------|-------|-----------|-----------|-------|
| Exporting Country | To | البلد المصدّر | | | | | | | | | | | | | | |
| | | Bahrain | Egypt | Iraq | Jordan | Kuwait | Lebanon | Oman | Qatar | Saudi Arabia | Syria | UAE | Yemen | Yemen A R | Yemen A R | Yemen |
| Bahrain | | 0.9 | - | - | 11.4 | 41.6 | 0.6 | 4.2 | 25.8 | 142.5 | 0.6 | 36.2 | 0.2 | - | - | - |
| Egypt | | 3.4 | - | - | 33.6 | 36.4 | 21.4 | 2.4 | 9.1 | 202.4 | 36.5 | 19.6 | 17.1 | - | - | - |
| Iraq | | 11.7 | 6.0 | 71.8 | 59.0 | 0.3 | 14.3 | 1.7 | 12.3 | 103.1 | 0.2 | 38.1 | 17.0 | - | - | - |
| Jordan | | 11.7 | 8.9 | - | - | 7.7 | 6.2 | 8.3 | 93.1 | 8.6 | 91.7 | - | - | - | - | - |
| Kuwait | | 9.8 | 18.1 | - | 40.6 | - | 1.7 | 10.9 | 122.1 | 35.1 | 59.4 | 4.9 | - | - | - | - |
| Lebanon | | 6.9 | 0.8 | - | 0.9 | 9.6 | 1.6 | 5.9 | 38.3 | 2.7 | 458.8 | 2.2 | - | - | - | - |
| Oman | | 8.5 | - | - | 7.4 | 18.1 | 0.1 | 9.6 | 98.4 | 0.3 | 136.6 | - | - | - | - | - |
| Qatar | | 197.8 | 839.1 | - | 52.6 | 28.4 | 68.2 | 82.9 | 37.8 | 909.4 | 90.9 | - | - | - | - | - |
| Saudi Arabia | | 1.8 | 16.9 | - | 51.8 | 61.7 | 348.5 | - | 8.2 | 133.5 | 14.6 | 2.2 | - | - | - | - |
| Syria | | 54.7 | 1.7 | - | 11.7 | 86.7 | 7.1 | 109.9 | 71.2 | 216.4 | 3.3 | 38.3 | - | - | - | - |
| U A E | | 3.9 | 0.1 | - | 1.1 | - | - | - | - | 14.9 | 0.4 | 2.7 | - | - | - | - |
| Yemen | | - | - | - | - | - | - | - | - | - | - | - | - | - | - | - |
| Yem A R (former) | | - | - | - | - | - | - | - | - | - | - | - | - | - | - | - |
| Dem Yem (former) | | - | - | - | - | - | - | - | - | - | - | - | - | - | - | - |
| Total ESCWA | | 310.2 | 892.6 | 71.8 | 270.1 | 254.4 | 429.6 | 203.9 | 234.6 | 1,164.8 | 144.5 | 1,767.1 | 172.8 | - | - | - |
| | | مجموع الاسكوا | | | | | | | | | | | | | | |
| | | 5,916.4 | | | | | | | | | | | | | | |

II-6

مصنوفة صادرات دول الإسكوا لاستثناء النفط الخام لعام ١٩٩٣

Matrix of Non-Crude Oil Exports of ESCWA Countries for the Year 1993

| Mn US \$ | To | من دول الإسكوا | | | | | | | | | | | | | | مجموع الإسكوا Total ESCWA |
|----------|------------------|------------------|--------------|----------------|------------------|------------------|------------------|--------------|--------------|--------------------------|----------------|-------------------|----------------|--------------|--------------------|------------------------------|
| | | بحرين Bahrain | مصر Egypt | العراق Iraq | الأردن Jordan | الكويت Kuwait | لبنان Lebanon | عمان Oman | قطر Qatar | السعودية Saudi Arabia | سوريا Syria | الإمارات U A E | اليمن Yemen | اليمن A R | الديمقراطي Demo | |
| | Bahrain | 0.3 | - | 0.2 | 13.0 | 45.3 | 1.3 | 12.0 | 24.0 | 196.8 | 0.4 | 69.7 | 0.2 | 363.0 | | |
| | Egypt | 4.4 | 0.2 | 0.2 | 14.5 | 35.5 | 26.7 | 1.5 | 8.7 | 196.6 | 47.2 | 24.8 | 20.8 | 380.9 | | |
| | Iraq | 20.9 | 6.7 | 114.4 | - | - | 25.9 | 3.4 | 14.7 | 118.2 | 28.2 | 44.9 | 16.5 | 393.8 | | |
| | Jordan | 18.7 | 15.2 | - | - | 10.9 | 12.6 | 11.2 | 111.1 | 14.3 | 96.2 | - | - | 290.2 | | |
| | Kuwait | 11.4 | 11.4 | - | 23.9 | 26.0 | 5.3 | 60.5 | 52.7 | 40.8 | 40.8 | - | - | 220.6 | | |
| | Lebanon | 7.5 | 2.7 | - | 1.6 | 9.6 | 1.5 | 7.2 | 42.0 | 9.2 | 505.4 | 1.5 | 1.5 | 588.2 | | |
| | Oman | 12.8 | - | - | 5.7 | 24.5 | 0.1 | 9.2 | 99.3 | 0.2 | 153.1 | 0.1 | 0.1 | 304.8 | | |
| | Qatar | 157.2 | 74.4 | - | 58.1 | 416.7 | 42.9 | 66.7 | 83.3 | 48.0 | 868.7 | 66.0 | 66.0 | 1,882.1 | | |
| | Saudi Arabia | 7.4 | 12.9 | - | 73.3 | 56.2 | 331.9 | - | 8.1 | 154.4 | 22.4 | 6.4 | 6.4 | 673.0 | | |
| | Syria | 77.8 | 1.2 | - | 8.0 | 79.2 | 5.5 | 96.5 | 99.3 | 257.7 | 6.9 | 39.4 | 39.4 | 671.6 | | |
| | U A E | 2.6 | 0.0 | - | 1.8 | - | 0.3 | - | - | 19.1 | 0.5 | 4.7 | 4.7 | 29.2 | | |
| | Yemen | | | | | | | | | | | | | | | |
| | Yem A R (former) | | | | | | | | | | | | | | | |
| | Dem Yem (former) | | | | | | | | | | | | | | | |
| | Total ESCWA | 309.3 | 124.8 | 114.6 | 199.9 | 693.0 | 447.0 | 201.9 | 261.9 | 1,255.7 | 207.5 | 1,830.8 | 150.9 | 5,797.4 | | |

II-6

مصنوعة صادرات دول الاسكوا لاستثناء النفط الخام لعام ١٩٩٤

Matrix of Non-Crude Oil Exports of ESCWA Countries for the Year 1994

| Mn US\$ | To Exporting Country | مليون دولار أمريكي | | | | | | | | | | | | | | مجموع الاسكوا Total ESCWA |
|---------|-------------------------|--------------------|--------------|----------------|------------------|------------------|------------------|--------------|--------------|-----------------------------|----------------|----------------------------|-----------------------------|----------------------------|------------------------------------|------------------------------------|
| | | بحرين Bahrain | مصر Egypt | العراق Iraq | الأردن Jordan | الكويت Kuwait | لبنان Lebanon | عمان Oman | قطر Qatar | السعودية Saudi Arabia | سوريا Syria | الإمارات U A E Yemen | اليمن Yemen A R Yemen | الديمقراطي C H Yemen | مجموع الاسكوا Total ESCWA | |
| | Bahrain | 37 | | 10 | 210 | 261 | 351 | 204 | 274 | 2129 | 579 | | | | 3602 | |
| | Egypt | | 83 | | | 20 | 256 | 27 | 128 | 1034 | 382 | 558 | 104 | | 3677 | |
| | Iraq | | | 1506 | | | | | | | | | | 00 | | |
| | Jordan | 229 | | | 34 | | 106 | 91 | 129 | 1114 | 93 | 1057 | 02 | | 4327 | |
| | Kuwait | 150 | 168 | | | | | | | | | | | | 2944 | |
| | Lebanon | 60 | 119 | | 228 | 322 | | 27 | 63 | 872 | 630 | 1028 | 15 | | 3364 | |
| | Oman | 79 | 30 | | 16 | 137 | 13 | | 69 | 547 | 66 | 5491 | 75 | | 6524 | |
| | Qatar | 154 | | | 57 | 169 | 01 | 65 | | 891 | 01 | 1831 | 46 | | 3214 | |
| | Saudi Arabia | 1607 | 530 | | 995 | 3924 | 445 | 817 | 1018 | | 512 | 9531 | 624 | | 2,0003 | |
| | Syria | 50 | 224 | | 966 | 512 | 3907 | | 124 | 1963 | | 356 | 99 | | 8201 | |
| | U A E | 642 | 40 | | 13 | 553 | 08 | 845 | 574 | 591 | 40 | | 207 | | 3514 | |
| | Yemen | 199 | 427 | | 19 | 55 | 01 | | | 251 | 05 | 93 | | | 1053 | |
| | Yem A R (former) | | | | | | | | | | | | | | | |
| | Dem Yem (former) | | | | | | | | | | | | | | | |
| | Total ESCWA | 3208 | 1622 | 1517 | 2537 | 6352 | 5105 | 2098 | 2438 | 1,0943 | 2305 | 2,0932 | 1364 | | 6,042.2 | |

II-6

مصنوعة صادرات دول الاسكوا لاستثناء النفط الخام لعام ١٩٩٥

Matrix of Non-Crude Oil Exports of ESCWA Countries for the Year 1995

| Mn US\$ | To Exporting Country | مليون دولار امريكي | | | | | | | | | | | | | | مجموع الاسكوا Total ESCWA |
|---------|-------------------------|--------------------|-------|--------|--------|--------|-------|-------|-------|-------------------|-------|-------------------|-------|--------------------|----------------|------------------------------------|
| | | البحرين | مصر | العراق | الأردن | الكويت | لبنان | عمان | قطر | السعودية Saudi | سوريا | الامارات U A E | اليمن | اليمن Yemen A R | اليمن Yemen | |
| | Bahrain | 0.3 | | | 35.5 | 45.6 | 1.7 | 8.3 | 27.0 | 229.4 | 1.0 | 43.8 | 1.0 | | 393.4 | |
| | Egypt | 2.4 | | 0.1 | 30.9 | 16.9 | 43.5 | 2.8 | 5.1 | 113.1 | 56.1 | 41.0 | 12.5 | | 324.2 | |
| | Iraq | | | | | | | | | | | | | | | |
| | Jordan | 21.3 | 12.6 | 272.3 | | 1.3 | 34.5 | 4.2 | 14.2 | 100.4 | 56.2 | 62.3 | 14.4 | | 596.0 | |
| | Kuwait | 17.5 | 19.5 | | 4.1 | 14.0 | 11.0 | 15.0 | 113.7 | 16.2 | 76.3 | 0.8 | | 288.0 | | |
| | Lebanon | 6.0 | 15.9 | - | 29.6 | 32.5 | 3.0 | 7.3 | 91.4 | 69.2 | 236.8 | 1.0 | | 492.7 | | |
| | Oman | 9.3 | 4.8 | | 2.1 | 18.1 | 1.7 | 8.5 | 55.2 | 3.8 | 569.3 | 3.2 | | 676.0 | | |
| | Qatar | 11.3 | 0.0 | | 7.3 | 22.2 | 4.6 | 15.3 | 78.9 | 1.4 | 164.8 | 13.8 | | 319.7 | | |
| | Saudi Arabia | | | | | | | | | | | | | | | |
| | Syria | 6.2 | 21.4 | 0.2 | 93.0 | 60.6 | 309.8 | - | 10.7 | 195.4 | | 51.3 | 5.4 | 753.8 | | |
| | U A E | 120.8 | 7.2 | 0.1 | 6.3 | 67.9 | 3.3 | 74.0 | 38.4 | 91.5 | 7.3 | | 25.0 | 441.7 | | |
| | Yemen | - | 122.7 | - | 0.9 | - | - | 0.6 | - | 32.3 | 0.3 | 5.7 | | 162.6 | | |
| | Yem A R (former) | | | | | | | | | | | | | | | |
| | Dem Yem (former) | | | | | | | | | | | | | | | |
| | Total ESCWA | 194.7 | 204.4 | 272.7 | 209.7 | 265.0 | 413.1 | 119.2 | 126.1 | 1,101.3 | 211.3 | 1,251.2 | 77.0 | | 4,448.2 | |

II-6

مصنوعة صادرات دول الاسكوا لاستثناء النفط الخام لعام ١٩٩٦
Matrix of Non-Crude Oil Exports of ESCWA Countries for the Year 1996

| Mn US \$ | To Exporting Country | مليون دولار أمريكي | | | | | | | | | | | | | | | |
|----------|-------------------------|--------------------|-------|-------|--------|--------|---------|-------|-------|--------------|-------|---------|-------|------------|------------|-------------|---------|
| | | Bahrain | Egypt | Iraq | Jordan | Kuwait | Lebanon | Oman | Qatar | Saudi Arabia | Syria | U A E | Yemen | Yemen A. R | Yemen Demo | Total ESCWA | |
| | Bahrain | 2.6 | | | | | | | | | | | | | | | 411.2 |
| | Egypt | 19.8 | 3.5 | 0.1 | 19.5 | 36.6 | 3.0 | 14.2 | 38.3 | 230.8 | - | 65.3 | - | - | - | - | 367.6 |
| | Iraq | 17.7 | 17.5 | - | 6.5 | - | 9.9 | 12.6 | 16.7 | 128.1 | 19.9 | 113.7 | 2.9 | 2.9 | | | 636.5 |
| | Jordan | 11.3 | 16.8 | | 38.0 | 31.8 | | 2.2 | 6.9 | 92.8 | 70.1 | 64.6 | 2.9 | 2.9 | | | 345.6 |
| | Kuwait | 8.9 | 5.2 | 1.0 | 4.2 | 15.3 | 1.8 | 15.4 | 65.4 | 81 | 606.9 | 17.5 | 10.5 | | | | 337.3 |
| | Lebanon | 8.6 | 3.8 | - | 9.3 | 24.8 | 0.4 | 10.3 | 83.2 | 0.4 | 236.7 | 10.5 | 78.9 | | | | 749.7 |
| | Oman | 159.7 | 301.5 | 0.0 | 92.9 | 425.8 | 57.7 | 112.2 | 192.2 | 70.1 | 681.1 | 78.9 | 28.2 | | | | 388.1 |
| | Qatar | 8.4 | 21.1 | - | 106.2 | 68.1 | 222.1 | - | 14.5 | 194.3 | 42.4 | 7.3 | | | | | 2,172.2 |
| | Saudi Arabia | 56.9 | 7.1 | 5.7 | 7.3 | 74.3 | 5.6 | 73.4 | 122.9 | 50.3 | 7.0 | 28.2 | | | | | 684.4 |
| | Syria | - | 0.8 | - | 1.2 | - | - | 0.3 | 0.8 | 28.2 | 0.3 | 6.3 | | | | | 438.5 |
| | U A E | | | | | | | | | | | | | | | | 37.9 |
| | Yemen | | | | | | | | | | | | | | | | |
| | Yem A R (former) | | | | | | | | | | | | | | | | |
| | Dem Yem (former) | | | | | | | | | | | | | | | | |
| | Total ESCWA | 293.9 | 397.2 | 142.4 | 329.8 | 724.5 | 367.7 | 237.8 | 438.7 | 1,178.8 | 288.8 | 1,945.3 | 214.4 | | | | 6,569.1 |

II-8-3
 صادرات العراق ضمن المنطقة حسب أقسام التصنيف الدولي
 Intraregional Exports of Iraq by SITC Sections
 1975

| Country | Section | | | | | | | | | | Total (0-9) | البلد القسم |
|--------------------|---------|----|--------|-------|---|-------|-------|-----|-----|--------|--------------------------|----------------|
| | 0 | 1 | 2 | 3 | 4 | 5 | 6 | 7 | 8 | 9 | | |
| Bahrain | 436 | 2 | 33 | - | - | 211 | 62 | 26 | 30 | 798 | البحرين | |
| Egypt | 964 | 49 | 5,345 | 110 | - | 1,266 | 163 | - | 239 | 8,136 | مصر | |
| Jordan | 834 | - | 1 | 193 | - | 106 | 475 | 49 | 2 | 1,660 | الأردن | |
| Kuwait | 1,541 | 21 | 1,138 | - | - | 253 | 2,098 | 17 | 220 | 5,288 | الكويت | |
| Lebanon | 1,177 | - | 5,565 | 135 | - | 21 | 8 | - | 49 | 6,955 | لبنان | |
| Oman | 27 | - | - | - | - | - | - | - | - | 27 | عمان | |
| Qatar | 9 | - | 1 | - | - | 23 | 37 | 2 | 5 | 76 | قطر | |
| Saudi Arabia | 1,106 | - | 74 | - | - | 85 | 398 | 230 | 13 | 1,906 | السعودية | |
| Syria | 2,699 | 3 | 1,359 | 2,586 | - | 118 | 46 | 82 | 98 | 6,991 | سوريا | |
| U A E | 373 | - | 37 | - | - | 17 | 226 | 110 | 0 | 763 | الإمارات العربية المتحدة | |
| Yemen | | | | | | | | | | | اليمن | |
| Yemen A R (former) | 1,077 | - | 329 | - | - | - | 20 | - | - | 1,427 | ع أ ر اليمنية سابقا | |
| Dem Yemen (former) | 1,712 | - | - | - | - | - | - | - | - | 1,712 | اليمن الديمقراطي سابقا | |
| Total ESCWA | 11,956 | 75 | 13,881 | 3,024 | - | 2,098 | 3,532 | 516 | 656 | 35,738 | مجموع الاسكوا | |

جدول رقم II-7

الواردات البينية لدول الاسكوا باستثناء النفط الخام موزعة حسب أقسام التصنيف الدولي
للأعوام 1975، 1980، 1985، 1990، 1995، 1997

Tables No. II-7

Non-Crude Oil Intraregional Imports of ESCWA Countries by
SITC Sections for the years 1975,1980,1985,1990-1997

II-7-1

واردات البحرين ضمن المنطقة حسب أقسام التصنيف الدولي

Intraregional Imports of Bahrain by SITC Sections
1975

| Country | Section | | | | | | | | | | Total (0-9) | القسم البلد |
|--------------------|---------|-----|-----|-----|-----|-------|-------|--------|-------|--------|--------------------------|----------------|
| | 0 | 1 | 2 | 3 | 4 | 5 | 6 | 7 | 8 | 9 | | |
| Egypt | 19 | 4 | - | - | - | 29 | 12 | 0 | 35 | 99 | مصر | |
| Iraq | 14 | 2 | 8 | - | - | 126 | 84 | 65 | 40 | 339 | العراق | |
| Jordan | 17 | - | 3 | - | 1 | 8 | 16 | 37 | 18 | 100 | الأردن | |
| Kuwait | 307 | 7 | 369 | 78 | 29 | 705 | 1,501 | 2,645 | 355 | 6,001 | الكويت | |
| Lebanon | 1,681 | 67 | 31 | 27 | - | 352 | 938 | 740 | 1,237 | 5,074 | لبنان | |
| Oman | 312 | 56 | 11 | - | - | 4 | 118 | 423 | 53 | 979 | عمان | |
| Qatar | 453 | 19 | 27 | 10 | 2 | 92 | 363 | 2,150 | 113 | 3,232 | قطر | |
| Saudi Arabia | 4,088 | 29 | 50 | 155 | 21 | 269 | 1,066 | 6,778 | 319 | 12,778 | السعودية | |
| Syria | 42 | - | - | - | - | 1 | 25 | - | 89 | 157 | سوريا | |
| U A E | 621 | 259 | 151 | 3 | 49 | 256 | 1,910 | 3,050 | 293 | 6,609 | الإمارات العربية المتحدة | |
| Yemen | - | - | - | - | - | - | - | - | - | - | اليمن | |
| Yemen A R (former) | - | - | - | - | - | - | - | - | - | - | ح ع اليمن سابقا | |
| Dem Yemen (former) | - | - | - | - | - | - | - | - | - | - | اليمن الديمقراطي سابقا | |
| Total ESCWA | 7,555 | 443 | 650 | 272 | 101 | 1,843 | 6,035 | 15,889 | 2,550 | 35,368 | مجموع الإسكوا | |

II-7-1
 واردات البحرين ضمن المنطقة حسب أقسام التصنيف الدولي
 Intraregional Imports of Bahrain by SITC Sections
 1980

| Section Country | الف دولار أمريكي | | | | | | | | | |
|--------------------|------------------|-----|-------|-------|-----|-------|--------|-------|-------|----------------|
| | 0 | 1 | 2 | 3 | 4 | 5 | 6 | 7 | 8 | Total (0-9) |
| Egypt | 795 | 3 | - | - | - | 20 | 34 | 8 | 278 | 1,139 |
| Iraq | 35 | 10 | 14 | - | - | 159 | 0 | 1 | 10 | 233 |
| Jordan | 309 | - | 1 | - | 5 | 403 | 8 | 10 | 10 | 747 |
| Kuwait | 106 | 81 | 2 | - | 11 | 537 | 564 | 210 | 317 | 1,845 |
| Lebanon | 3,077 | 166 | 26 | - | 144 | 299 | 319 | 78 | 1,195 | 5,351 |
| Oman | 150 | 260 | - | - | - | 1 | 25 | 1,489 | 26 | 1,954 |
| Qatar | 66 | - | 22 | - | - | - | 2,196 | 165 | 49 | 2,498 |
| Saudi Arabia | 2,264 | - | 13 | 3 | - | 130 | 2,914 | 140 | 177 | 5,668 |
| Syria | 234 | - | 17 | - | 2 | 40 | 48 | - | 201 | 541 |
| U A E | 323 | 352 | 3,164 | 4,103 | 25 | 2,111 | 4,049 | 567 | 1,701 | 16,498 |
| Yemen | | | | | | | | | | |
| Yemen A R (former) | - | - | 3 | - | - | - | - | - | - | 3 |
| Dem Yemen (former) | 6 | - | 49 | - | - | - | 24 | - | - | 80 |
| Total ESCWA | 7,366 | 871 | 3,311 | 4,105 | 187 | 3,699 | 10,182 | 2,668 | 3,964 | 36,555 |

II-7-1

واردات البحرين ضمن المنطقة حسب أقسام التصنيف الدولي
Intraregional Imports of Bahrain by SITC Sections
1986

| Country | Section | | | | | | | | | | Total (0-9) | القسم التد |
|--------------------|---------|-------|-------|-------|-----|--------|--------|-------|--------|--------|----------------|--------------------------|
| | 0 | 1 | 2 | 3 | 4 | 5 | 6 | 7 | 8 | 9 | | |
| Egypt | 1,103 | 15 | 13 | - | - | 56 | 12 | - | - | 375 | 1,578 | مصر |
| Iraq | 253 | - | 171 | - | - | 1 | 6 | - | - | 18 | 450 | العراق |
| Jordan | 2,470 | 38 | 2 | - | 3 | 4,788 | 29 | 135 | - | 72 | 7,537 | الأردن |
| Kuwait | 2,930 | 31 | 41 | 18 | 15 | 236 | 2,378 | 317 | - | 2,294 | 8,268 | الكويت |
| Lebanon | 8,636 | 87 | 3 | - | 89 | 128 | 120 | 27 | - | 1,807 | 10,900 | لبنان |
| Oman | 971 | 168 | 35 | - | 16 | 610 | 51 | - | - | 163 | 2,014 | عمان |
| Qatar | - | 24 | 1 | - | - | 612 | 963 | 2 | - | 67 | 1,677 | قطر |
| Saudi Arabia | 5,248 | 104 | 195 | 36 | 165 | 7,978 | 4,689 | 591 | - | 1,629 | 20,697 | السعودية |
| Syria | 1,238 | - | 0 | - | - | 0 | 10 | 4 | - | 116 | 1,369 | سوريا |
| U A E | 1,538 | 1,114 | 7,500 | 3,609 | 127 | 2,756 | 8,368 | 3,389 | - | 5,246 | 33,722 | الإمارات العربية المتحدة |
| Yemen | - | - | - | - | - | - | - | - | - | - | - | اليمن |
| Yemen A R (former) | - | - | 10 | - | - | - | - | - | - | 1 | 11 | ح ج اليمنية سابقا |
| Dem Yemen (former) | - | - | 5 | - | - | - | - | - | - | - | 5 | اليمن الديمقراطي سابقا |
| Total ESCWA | 24,387 | 1,582 | 7,977 | 3,664 | 416 | 17,165 | 16,625 | 4,466 | 11,787 | 88,229 | مجموع المنطقة | |

II-7-1
 واردات البحرين ضمن المنطقة حسب أقسام التصنيف الدولي
 Intraregional Imports of Bahrain by SITC Sections
 1995

| Country | Section | الف دولار أمريكي | | | | | | | | | | |
|--------------|---------|------------------|-----|-------|-------|-------|--------|--------|--------|-------|-------------|---------|
| | | 0 | 1 | 2 | 3 | 4 | 5 | 6 | 7 | 8 | Total (0-9) | |
| Egypt | | 3,209 | - | - | - | - | 548 | 152 | - | - | - | 7,766 |
| Iraq | | 12,135 | | | | 867 | | | | | | 17,999 |
| Jordan | | 1,164 | 399 | | | | 2,644 | 5,559 | 392 | | | 14,878 |
| Kuwait | | 3,343 | | 166 | | | 415 | | 1,225 | | | 7,790 |
| Lebanon | | 913 | | | 766 | 309 | 1,069 | 1,397 | | | | 9,155 |
| Oman | | 385 | | 80 | | 1,045 | 6,303 | | 471 | | | 9,603 |
| Qatar | | 11,891 | | | | 5,191 | 48,672 | 9,463 | | | | 185,084 |
| Saudi Arabia | | 2,120 | | | | 96 | | | | | | 4,471 |
| Syria | | 1,350 | | 7,712 | 5,734 | 1,604 | 28,308 | 2,484 | 161 | | | 97,708 |
| U A E | | | | | | | | | | | | 152 |
| Yemen | | | | | | | | | | | | |
| Total ESCWA | | 36,510 | 399 | 7,958 | 6,500 | 1,993 | 13,912 | 87,563 | 18,903 | 2,249 | | 354,606 |

II-7-1

واردات البحرين ضمن المنطقة حسب أقسام التصنيف الدولي
Intraregional Imports of Bahrain by SITC Sections
1996

| Country | Section | الف دولار أمريكي | | | | | | | | Total (0-9) | |
|--------------|---------|------------------|-------|-------|-------|-------|--------|---------|--------|----------------|---------|
| | | 0 | 1 | 2 | 3 | 4 | 5 | 6 | 7 | | 8 |
| Egypt | | 6,261 | 95 | 57 | 5 | 2 | 563 | 1,125 | 131 | 769 | 9,021 |
| Iraq | | - | - | 6 | - | - | - | 55 | - | 1 | 66 |
| Jordan | | 12,320 | 31 | 17 | 0 | 521 | 1,268 | 419 | 127 | 630 | 15,356 |
| Kuwait | | 3,702 | 307 | 10 | 69 | 126 | 369 | 3,915 | 3,540 | 1,384 | 13,463 |
| Lebanon | | 3,789 | 29 | 4 | 0 | 2 | 186 | 710 | 48 | 2,640 | 7,418 |
| Oman | | 1,599 | 529 | 320 | 723 | 224 | 1,500 | 1,483 | 1,497 | 1,166 | 9,051 |
| Qatar | | 87 | 485 | 80 | 0 | 0 | 1,111 | 5,940 | 59 | 507 | 8,274 |
| Saudi Arabia | | 45,269 | 5,852 | 1,963 | 534 | 2,277 | 32,439 | 66,249 | 16,700 | 5,446 | 176,928 |
| Syria | | 8,058 | - | 14 | - | - | 90 | 152 | 34 | 569 | 8,929 |
| U A E | | 10,016 | 1,855 | 5,173 | 6,332 | 3,003 | 16,509 | 34,673 | 8,232 | 7,849 | 93,824 |
| Yemen | | 11 | - | - | - | - | - | 16 | - | 1 | 28 |
| Total ESCWA | | 91,112 | 9,183 | 7,644 | 7,663 | 6,155 | 54,035 | 114,737 | 30,368 | 20,962 | 342,358 |

II-7-2
 واردات مصر ضمن المنطقة حسب أقسام التصنيف الدولي
 Intraregional Imports of Egypt by SITC Sections
 1975

| Country | Section | الف دولار أمريكي | | | | | | | | | |
|--------------------|---------|------------------|-----|--------|---|-------|-------|--------|--------|--------|-------------|
| | | 0 | 1 | 2 | 3 | 4 | 5 | 6 | 7 | 8 | Total (0-9) |
| Bahrain | | - | - | 0 | - | - | 6 | 117 | 34 | 157 | |
| Iraq | | 506 | 146 | 2,602 | - | 1,628 | 168 | 110 | 267 | 5,426 | |
| Jordan | | 13 | - | 411 | - | 235 | 1,914 | 959 | 346 | 3,879 | |
| Kuwait | | 95 | - | 1 | - | 45 | 1,747 | 5,641 | 1,010 | 8,538 | |
| Lebanon | | 3,972 | 95 | 2,693 | - | 456 | 7,334 | 26,579 | 37,623 | 83,884 | |
| Oman | | - | - | - | - | - | 0 | 48 | 279 | 452 | |
| Qatar | | - | - | - | - | - | 1 | 9 | 275 | 373 | |
| Saudi Arabia | | 3 | - | 257 | - | - | 2 | 811 | 9,185 | 10,636 | |
| Syria | | 5,750 | 461 | 4,227 | - | - | 113 | 1,953 | 1,707 | 14,301 | |
| U A E | | - | - | - | - | - | - | - | - | - | |
| Yemen | | - | - | - | - | - | - | - | - | - | |
| Yemen A R (former) | | - | - | - | - | - | - | 1 | 13 | 2 | 15 |
| Dem Yemen (former) | | - | 10 | - | - | - | - | 0 | 13 | 25 | |
| Total ESCWA | | 10,339 | 711 | 10,190 | - | 456 | 9,358 | 33,235 | 55,911 | 7,484 | 127,684 |

II-7-2

واردات مصر ضمن المنطقة حسب أقسام التصنيف الدولي
Intra-regional Imports of Egypt by SITC Sections
1980

| Country | 000' US \$ | | | | | | | | | | Total (0-9) | القسم البلد | |
|---------------------|------------|-----|-------|-----|-------|-------|--------|-------|---|---|----------------|----------------|--------------------------|
| | 0 | 1 | 2 | 3 | 4 | 5 | 6 | 7 | 8 | 9 | | | |
| Bahrain | - | - | - | - | - | - | - | - | - | - | 64 | 69 | البحرين |
| Iraq | 801 | - | 489 | - | - | - | 1,730 | - | - | - | - | 3,034 | العراق |
| Jordan | - | - | 506 | - | - | - | - | 20 | - | - | - | 531 | الأردن |
| Kuwait | 110 | - | - | - | - | 469 | 2,136 | - | - | - | - | 3,020 | الكويت |
| Lebanon | 15,253 | - | - | - | 3,743 | 1,780 | 1,423 | 853 | - | - | - | 25,590 | لبنان |
| Oman | - | - | - | - | - | - | 43 | - | - | - | - | 51 | عمان |
| Qatar | - | - | - | - | - | - | 231 | - | - | - | - | 239 | قطر |
| Saudi Arabia | 357 | 124 | 29 | 183 | - | 223 | 45,119 | 183 | - | - | - | 47,176 | السعودية |
| Syria | 4,121 | 217 | 370 | - | - | 1,141 | 100 | 499 | - | - | - | 6,529 | سوريا |
| U. A. E | - | 140 | - | 106 | - | 46 | 3,180 | 69 | - | - | - | 3,784 | الإمارات العربية المتحدة |
| Yemen | - | - | - | - | - | - | - | - | - | - | - | - | اليمن |
| Yemen A. R (former) | - | - | - | - | - | - | - | - | - | - | - | - | ع.ح. اليمنية سابقا |
| Dem. Yemen (former) | - | - | - | - | - | - | - | - | - | - | - | - | اليمن الديمقراطي سابقا |
| Total ESCWA | 20,643 | 481 | 1,393 | 289 | - | 3,743 | 52,252 | 1,667 | - | - | - | 90,024 | مجموع الإسكوا |

II-7-2
 واردات مصر ضمن المنطقة حسب أقسام التصنيف الدولي
 Intraregional Imports of Egypt by SITC Sections
 1985

| Country | Section | الف دولار أمريكي | | | | | | | | | | |
|--------------------|---------|------------------|-----|--------|---------|-------|-------|--------|--------|---------|-------------|---------|
| | | 0 | 1 | 2 | 3 | 4 | 5 | 6 | 7 | 8 | Total (0-9) | |
| Bahrain | | - | - | - | 3,354 | - | - | - | 1,148 | - | - | 4,590 |
| Iraq | | - | - | 13,067 | - | 4,738 | - | 530 | 422 | 18,975 | - | 18,975 |
| Jordan | | 733 | - | 503 | - | 236 | 1,321 | 5,451 | 2,376 | 10,737 | - | 10,737 |
| Kuwait | | - | - | - | 82,833 | - | 524 | 2,614 | 2,439 | 88,476 | - | 88,476 |
| Lebanon | | 1,291 | - | 1,362 | - | 862 | 2,049 | 803 | 3,455 | 9,822 | - | 9,822 |
| Oman | | - | 142 | - | 6,057 | - | 319 | 2,279 | 3,337 | 12,240 | - | 12,240 |
| Qatar | | - | - | - | - | - | - | 203 | 1,124 | 1,339 | - | 1,339 |
| Saudi Arabia | | 237 | - | 135 | 9,717 | - | 1,818 | 55,767 | 1,775 | 71,733 | - | 71,733 |
| Syria | | 389 | - | - | - | - | - | - | - | 390 | - | 390 |
| U A E | | - | - | - | - | - | - | - | - | - | - | - |
| Yemen | | - | - | - | - | - | - | - | - | - | - | - |
| Yemen A R (former) | | - | - | - | - | - | - | - | - | - | - | - |
| Dem Yemen (former) | | - | - | - | - | - | - | - | - | - | - | - |
| Total ESCWA | | 2,650 | 142 | 15,067 | 101,961 | - | 5,836 | 68,795 | 14,928 | 218,402 | - | 218,402 |

II-7-2

واردات مصر ضمن المنطقة حسب أقسام التصنيف الدولي
Intraregional Imports of Egypt by SITC Sections
1990

| Country | Section | الف دولار أمريكي | | | | | | | | | | Total (0-9) | | |
|--------------|---------|------------------|-------|--------|--------|--------|--------|--------|-------|---------|---|----------------|--------|--------------------------|
| | | 0 | 1 | 2 | 3 | 4 | 5 | 6 | 7 | 8 | 9 | | | |
| Bahrain | | - | - | - | - | - | 3,632 | - | - | - | - | - | 3,748 | البحرين |
| Iraq | | - | - | 7,008 | - | - | 178 | - | - | - | - | 114 | 7,369 | العراق |
| Jordan | | - | - | - | - | 2,662 | 4,045 | 887 | 1,465 | - | - | - | 9,096 | الأردن |
| Kuwait | | - | - | - | - | - | - | 5,732 | 552 | - | - | - | 6,326 | الكويت |
| Lebanon | | - | - | 711 | 551 | - | 1,441 | 8,711 | 1,300 | - | - | - | 14,583 | لبنان |
| Oman | | 287 | - | - | 249 | - | 3,833 | 760 | 1,926 | - | - | - | 7,381 | عمان |
| Qatar | | - | - | - | - | - | - | 427 | - | - | - | - | 444 | قطر |
| Saudi Arabia | | 415 | - | 344 | 13,217 | 177 | 36,301 | 21,154 | 763 | - | - | - | 76,340 | السعودية |
| Syria | | 10,394 | - | 1,780 | 364 | - | - | - | - | - | - | - | 12,552 | سوريا |
| U A E | | - | - | - | - | - | - | - | - | - | - | - | - | الإمارات العربية المتحدة |
| Yemen | | 167 | - | - | - | - | - | - | - | - | - | - | 227 | اليمن |
| Total ESCWA | | 11,263 | 9,843 | 14,381 | 177 | 40,993 | 17,069 | 37,671 | 6,120 | 138,066 | | | | مجموع المنطقة |

II-7-2
 واردات مصر ضمن المنطقة حسب أقسام التصنيف الدولي
 Intraregional Imports of Egypt by SITC Sections
 1991

| Country | Section | الف دولار أمريكي | | | | | | | | | | Total (0-9) | البلد | | |
|--------------|---------|------------------|-------|--------|--------|-------|--------|--------|--------|--------|---------|----------------|-------|---------|--------------------------|
| | | 0 | 1 | 2 | 3 | 4 | 5 | 6 | 7 | 8 | 9 | | | | |
| Bahrain | | - | - | - | 593 | - | - | 126 | - | - | - | - | - | 883 | البحرين |
| Iraq | | - | - | - | - | - | - | - | 227 | - | - | - | - | 228 | العراق |
| Jordan | | - | - | - | - | - | - | - | - | - | - | - | - | 177 | الأردن |
| Kuwait | | - | - | - | - | - | - | - | 44,769 | - | - | - | - | 44,967 | الكويت |
| Lebanon | | 278 | - | 335 | - | 5,564 | 7,445 | 2,908 | 1,637 | 18,170 | - | - | - | 18,170 | لبنان |
| Oman | | - | - | - | - | - | - | - | - | - | - | - | - | - | عمان |
| Qatar | | - | - | - | - | - | 10,078 | 134 | - | - | - | - | - | 10,214 | قطر |
| Saudi Arabia | | 31,296 | - | 10,759 | 33,447 | 895 | 35,632 | 11,468 | 11,702 | 938 | 136,140 | - | - | 136,140 | السعودية |
| Syria | | 6,971 | 2,133 | 2,014 | - | - | - | - | - | - | - | - | - | 11,161 | سوريا |
| U A E | | - | - | - | 188 | - | 287 | 450 | 504 | 1,129 | 2,714 | - | - | 2,714 | الإمارات العربية المتحدة |
| Yemen | | - | - | - | 5,933 | - | - | - | - | - | - | - | - | 5,940 | اليمن |
| Total ESCWA | | 38,545 | 2,133 | 13,108 | 40,161 | 895 | 41,483 | 29,567 | 60,244 | 3,704 | 230,594 | - | - | 230,594 | مجموع الإسكوا |

II-7-2

واردات مصر ضمن المنطقة حسب أقسام التصنيف الدولي
Intra-regional Imports of Egypt by SITC Sections
1992

| Country | Section | الف دولار امريكى | | | | | | | | | | |
|--------------------|---------|------------------|--------------|--------------|------------|------------|---------------|---------------|---------------|--------------|----------------|-----|
| | | 0 | 1 | 2 | 3 | 4 | 5 | 6 | 7 | 8 | Total (0-9) | |
| Bahrain | | - | - | - | - | - | 549 | - | - | - | - | 668 |
| Iraq | | - | - | - | - | - | - | - | - | - | - | - |
| Jordan | | - | - | 705 | - | 194 | 6,923 | 151 | 198 | 8,202 | - | - |
| Kuwait | | - | - | - | - | - | - | 7,205 | 282 | 7,536 | - | - |
| Lebanon | | 1,079 | - | 114 | - | 1,134 | 7,144 | 3,862 | 3,545 | 16,880 | - | - |
| Oman | | - | - | - | - | - | - | - | - | - | - | - |
| Qatar | | - | - | - | - | - | 10,236 | 155 | - | 10,413 | - | - |
| Saudi Arabia | | 1,540 | - | 6,489 | 483 | 39,794 | 19,028 | 35,114 | 448 | 103,776 | - | - |
| Syria | | 15,575 | 2,168 | 1,273 | - | - | - | - | - | 19,091 | - | - |
| U A E | | 371 | 129 | 414 | 113 | - | 667 | 115 | 1,607 | 4,703 | - | - |
| Yemen | | - | - | - | - | - | - | - | - | 212 | - | - |
| Total ESCWA | | 18,565 | 2,297 | 8,995 | 596 | 868 | 41,789 | 43,995 | 48,094 | 5,756 | 171,481 | |

II-7-2
 واردات مصر ضمن المنطقة حسب أقسام التصنيف الدولي
 Intraregional Imports of Egypt by SITC Sections
 1993

| Country | Section | الف دولار امريكي | | | | | | | | | | Total (0-9) | البلد | |
|--------------|---------|------------------|-------|-------|-------|-----|--------|--------|--------|-------|---------|----------------|---------------|--------------------------|
| | | 0 | 1 | 2 | 3 | 4 | 5 | 6 | 7 | 8 | 9 | | | |
| Bahrain | | - | - | - | - | - | - | - | - | - | - | - | 101 | البحرين |
| Iraq | | - | - | - | - | - | - | - | - | - | - | - | - | العراق |
| Jordan | | - | - | - | - | - | - | - | - | - | - | - | - | الأردن |
| Kuwait | | - | - | - | - | - | - | - | - | - | - | - | - | الكويت |
| Lebanon | | 4,735 | - | 577 | - | - | - | - | - | 635 | 3,512 | 2,992 | 2,155 | لبنان |
| Oman | | - | - | - | - | - | - | - | - | - | - | 251 | - | عمان |
| Qatar | | - | - | - | - | - | - | - | - | 115 | - | 293 | - | قطر |
| Saudi Arabia | | 1,679 | 231 | 4,654 | 4,702 | 138 | 47,075 | 31,928 | 42,017 | - | - | - | 375 | السعودية |
| Syria | | 966 | 4,957 | 1,222 | - | - | - | - | - | 219 | - | - | - | سوريا |
| U A E | | 406 | - | - | - | - | 1,106 | 214 | 2,469 | - | - | - | 2,482 | الإمارات العربية المتحدة |
| Yemen | | - | - | - | - | - | - | - | - | - | - | 136 | - | اليمن |
| Total ESCWA | | 7,786 | 5,188 | 6,453 | 4,702 | 138 | 50,470 | 36,408 | 51,374 | 5,637 | 168,795 | 210 | مجموع المنطقة | |

II-7-2

واردات مصر ضمن المنطقة حسب أقسام التصنيف الدولي
Intraregional Imports of Egypt by SITC Sections
1994

| Country | Section | الف دولار امريكي | | | | | | | | | |
|--------------|---------|------------------|--------|--------|-------|-------|--------|--------|--------|-------|-------------|
| | | 0 | 1 | 2 | 3 | 4 | 5 | 6 | 7 | 8 | Total (0-9) |
| Bahrain | | - | 7,940 | - | - | 77 | 986 | 365 | 29 | 6 | 1,470 |
| Iraq | | - | - | - | 63 | - | 45 | 26 | 29 | - | 166 |
| Jordan | | 417 | 42 | 2,790 | - | - | 777 | 2,260 | 1,700 | 330 | 8,350 |
| Kuwait | | 77 | 77,940 | 1,900 | 3,064 | - | 145 | 230 | 547 | 1,140 | 7,200 |
| Lebanon | | 7,541 | 68 | 913 | - | - | 1,544 | 4,300 | 3,900 | 2,800 | 21,100 |
| Oman | | - | - | - | - | - | - | 34 | 61 | 28 | 123 |
| Qatar | | - | 27 | 73 | - | - | 54 | - | 150 | 20 | 323 |
| Saudi Arabia | | 2,420 | 306 | 4,850 | 1,700 | 1,180 | 7,400 | 59,500 | 49,500 | 551 | 194,160 |
| Syria | | 10,480 | 3,820 | 2,025 | 116 | 37 | - | 256 | 74 | 189 | 16,850 |
| U A E | | 559 | 103 | 1,300 | 23 | - | 2,340 | 460 | 5,360 | 2,900 | 13,070 |
| Yemen | | - | 80 | 720 | - | - | - | 173 | 578 | 26 | 1,570 |
| Total ESCWA | | 21,494 | 90,326 | 14,571 | 4,966 | 1,294 | 13,291 | 67,604 | 61,928 | 7,990 | 264,382 |

II-7-2
 واردات مصر ضمن المنطقة حسب أقسام التصنيف الدولي
 Intraregional Imports of Egypt by SITC Sections
 1995

| Country | Section | | | | | | | | | | Total (0-9) | المجموع | البلد |
|--------------|---------|-------|-------|-------|-------|---------|--------|--------|---------|---|----------------|---------|--------------------------|
| | 0 | 1 | 2 | 3 | 4 | 5 | 6 | 7 | 8 | 9 | | | |
| Bahrain | - | - | - | - | - | 37 | 515 | 117 | 668 | | | | البحرين |
| Iraq | - | - | - | - | 54 | 5 | 7 | 2 | 68 | | | | العراق |
| Jordan | 912 | 55 | 2,775 | - | 3,865 | 796 | 1,149 | 688 | 10,239 | | | | الأردن |
| Kuwait | 143 | - | 68 | 5,523 | - | 144 | 1,871 | 816 | 8,565 | | | | الكويت |
| Lebanon | 8,463 | 9 | 615 | 1,024 | - | 982 | 9,198 | 1,799 | 24,724 | | | | لبنان |
| Oman | - | 4 | 3 | - | - | 93 | - | 37 | 136 | | | | عمان |
| Qatar | 656 | - | - | - | - | 132 | - | 48 | 858 | | | | قطر |
| Saudi Arabia | 1,690 | 374 | 4,157 | 1,224 | 349 | 135,364 | 82,161 | 22,561 | 248,931 | | | | السعودية |
| Syria | 5,811 | 3,844 | 1,144 | - | - | 50 | 282 | 332 | 11,781 | | | | سوريا |
| U A E | 411 | 312 | 221 | 139 | 8 | 3,007 | 1,113 | 6,109 | 14,808 | | | | الإمارات العربية المتحدة |
| Yemen | 1 | 8 | 851 | - | - | 46 | 250 | 432 | 1,611 | | | | اليمن |
| Total ESCWA | 18,087 | 4,606 | 9,834 | 7,910 | 357 | 143,500 | 94,079 | 35,658 | 322,389 | | | | مجموع المنطقة |

II-7-2
 واردات مصر ضمن المنطقة حسب أقسام التصنيف الدولي
 Intraregional Imports of Egypt by SITC Sections
 1996

| Country | Section | الف دولار أمريكي | | | | | | | | | | |
|--------------|---------|------------------|-------|--------|-------|-----|---------|---------|--------|-------|-------------|--------------------------|
| | | 0 | 1 | 2 | 3 | 4 | 5 | 6 | 7 | 8 | Total (0-9) | |
| Bahrain | | - | - | 16 | - | - | 30 | 43 | 1,539 | 186 | 1,815 | البحرين |
| Iraq | | - | - | 1 | - | - | 30 | - | 50 | 98 | 180 | العراق |
| Jordan | | 340 | 211 | 5,843 | - | - | 5,160 | 1,928 | 1,052 | 539 | 15,096 | الأردن |
| Kuwait | | 87 | 19 | 18 | 3,584 | - | - | 399 | 803 | 1,041 | 5,960 | الكويت |
| Lebanon | | 10,295 | 42 | 305 | - | - | 2,498 | 5,215 | 4,386 | 2,695 | 25,473 | لبنان |
| Oman | | - | - | - | - | - | 136 | 196 | 162 | 58 | 552 | عمان |
| Qatar | | - | 4 | - | - | - | 2,317 | 141 | 149 | 17 | 2,632 | قطر |
| Saudi Arabia | | 585 | 77 | 5,787 | 849 | 483 | 138,367 | 131,791 | 11,787 | 805 | 290,949 | السعودية |
| Syria | | 6,542 | 5,597 | 1,933 | - | - | 65 | 495 | 202 | 476 | 15,331 | سوريا |
| U A E | | 761 | 65 | 3,270 | 40 | - | 6,233 | 1,791 | 8,100 | 3,965 | 24,258 | الإمارات العربية المتحدة |
| Yemen | | 20 | 2 | 494 | - | - | 43 | 33 | - | - | 594 | اليمن |
| Total ESCWA | | 18,630 | 6,017 | 17,667 | 4,473 | 483 | 154,879 | 142,032 | 28,230 | 9,880 | 382,840 | مجموع الاسكوا |

II-7-2
 واردات مصر ضمن المنطقة حسب أقسام التصنيف الدولي
 Intraregional Imports of Egypt by SITC Sections
 1997

| Country | Section | الفرد دولار امريكى | | | | | | | | | Total (0-9) |
|--------------|---------|--------------------|-------|--------|--------|--------|---------|---------|--------|-------|----------------|
| | | 0 | 1 | 2 | 3 | 4 | 5 | 6 | 7 | 8 | |
| Bahrain | | - | - | 5,638 | 1,475 | - | 65 | 53 | 1,283 | 291 | 8,805 |
| Iraq | | 13 | 24 | - | 1,010 | - | 72 | 1,053 | 12 | 14 | 2,198 |
| Jordan | | 646 | 100 | 6,426 | - | - | 5,931 | 1,614 | 1,113 | 806 | 16,636 |
| Kuwait | | 88 | - | 14 | 4,703 | 113 | 153 | 322 | 742 | 1,034 | 7,169 |
| Lebanon | | 5,305 | 68 | 483 | - | 53 | 1,727 | 2,833 | 4,147 | 2,845 | 17,461 |
| Oman | | 438 | - | 17 | - | - | - | - | 45 | 37 | 537 |
| Qatar | | 9 | - | - | - | - | 5,371 | - | 199 | 46 | 5,625 |
| Saudi Arabia | | 1,688 | 1,550 | 15,708 | 54,841 | 214 | 183,224 | 135,996 | 43,315 | 3,739 | 440,275 |
| Syria | | 7,073 | 4,172 | 3,977 | - | 35 | 313 | 1,892 | 377 | 541 | 18,380 |
| U A E | | 579 | 15 | 92 | 209 | 10,563 | 3,730 | 20,000 | 7,706 | 439 | 43,333 |
| Yemen | | 105 | 2 | 186 | 2,977 | - | 226 | 38 | 270 | 20 | 3,824 |
| Total ESCWA | | 15,944 | 5,931 | 32,541 | 65,215 | 10,978 | 200,812 | 163,801 | 59,209 | 9,812 | 564,243 |

II-7-3
واردات العراق ضمن المنطقة حسب أقسام التصنيف الدولي
Intraregional Imports of Iraq by SITC Sections
1975

| Country | Section | | | | | | | | | | Total (0-9) | القسم | البلد |
|--------------------|---------|-------|--------|----|----|--------|--------|--------|-------|---------|--------------------------|----------|-------|
| | 0 | 1 | 2 | 3 | 4 | 5 | 6 | 7 | 8 | 9 | | | |
| Bahrain | - | - | - | - | - | - | 0 | - | - | 1 | 3 | التحريين | |
| Egypt | 14 | - | 138 | - | - | 802 | 3,788 | 4,256 | 996 | 10,056 | مصر | | |
| Jordan | 585 | 995 | 330 | - | 27 | 2,089 | 2,551 | 213 | 471 | 7,267 | الأردن | | |
| Kuwait | 4 | - | 2,120 | 78 | 15 | 937 | 1,414 | 4,755 | 976 | 11,207 | الكويت | | |
| Lebanon | 8,308 | 39 | 271 | - | 45 | 11,000 | 18,457 | 6,744 | 3,683 | 48,599 | لبنان | | |
| Oman | 2,571 | - | - | - | - | - | - | - | - | 2,571 | عمان | | |
| Qatar | - | - | 0 | - | - | - | - | - | 3 | 3 | قطر | | |
| Saudi Arabia | - | - | - | - | - | - | 27 | 2 | 2 | 51 | السعودية | | |
| Syria | 2,095 | 126 | 18,762 | 1 | - | 48 | 2,324 | 158 | 115 | 23,660 | سوريا | | |
| U A E | - | - | - | - | - | - | 0 | - | 2 | 7 | الإمارات العربية المتحدة | | |
| Yemen | - | - | - | - | - | - | - | - | - | - | اليمن | | |
| Yemen A R (former) | - | - | - | - | - | - | - | - | - | 1 | ع ح ع اليمنية سابقا | | |
| Dem Yemen (former) | - | - | - | - | - | - | - | - | 1 | 1 | اليمن الديمقراطية سابقا | | |
| Total ESCWA | 13,578 | 1,160 | 21,621 | 79 | 88 | 14,876 | 28,562 | 16,127 | 6,247 | 103,424 | مجموع الإسكوا | | |

II-7-3
 واردات العراق ضمن المنطقة حسب أقسام التصنيف الدولي
 Intraregional Imports of Iraq by SITC Sections
 1980

| Country | 000' US \$ | | | | | | | | | | Total (0-9) | القسم (0-9) | الدول |
|--------------------|------------|--------|--------|-----|-----|--------|--------|--------|--------|---------|----------------|--------------------------|---------|
| | 0 | 1 | 2 | 3 | 4 | 5 | 6 | 7 | 8 | 9 | | | |
| Bahrain | - | - | - | 1 | - | 38 | 133 | - | - | - | - | 182 | البحرين |
| Egypt | - | - | - | - | - | 12 | 156 | 4 | 4 | 4 | 4 | 190 | مصر |
| Jordan | 19,325 | 11,270 | 1,722 | 79 | 174 | 12,150 | 20,060 | 3,047 | 10,050 | 77,908 | 77,908 | الأردن | |
| Kuwait | 7,737 | - | 206 | 127 | 100 | 1,886 | 16,185 | 2,175 | 4,309 | 33,517 | 33,517 | الكويت | |
| Lebanon | 6,521 | 34 | 1,595 | 22 | 52 | 13,720 | 45,981 | 5,550 | 4,628 | 78,110 | 78,110 | لبنان | |
| Oman | 356 | - | - | - | - | - | - | 3 | 95 | 457 | 457 | عمان | |
| Qatar | - | - | - | - | - | - | 406 | 0 | 1 | 410 | 410 | قطر | |
| Saudi Arabia | - | - | 23 | - | - | 153 | 133 | 2 | 156 | 485 | 485 | السعودية | |
| Syria | 4,520 | 126 | 18,375 | - | - | 124 | 8,732 | 764 | 1,297 | 33,971 | 33,971 | سوريا | |
| U A E | - | - | 4 | 199 | - | 199 | 4,327 | 1,612 | 268 | 6,651 | 6,651 | الإمارات العربية المتحدة | |
| Yemen | - | - | - | - | - | - | - | - | - | - | - | اليمن | |
| Yemen A R (former) | - | - | - | - | - | - | - | - | 1 | 6 | 6 | ح ج اليمانية سابقا | |
| Dem Yemen (former) | - | - | - | - | - | - | - | - | - | - | - | اليمن الديمقراطية سابقا | |
| Total ESCWA | 38,459 | 11,429 | 21,924 | 428 | 326 | 28,281 | 96,113 | 13,157 | 20,809 | 231,885 | 231,885 | مجموع الاسكوا | |

II-7-3
 واردات العراق ضمن المنطقة حسب أقسام التصنيف الدولي
 Intraregional Imports of Iraq by SITC Sections
 1985

| Country | Section | الف دولار أمريكي | | | | | | | | | | Total (0-9) | الدولة |
|---------------------|---------|------------------|-------|-------|-------|-------|--------|---------|--------|--------|---------|----------------|--------------------------|
| | | 0 | 1 | 2 | 3 | 4 | 5 | 6 | 7 | 8 | 9 | | |
| Bahrain | | - | - | - | - | - | 10,002 | 6 | - | - | - | 10,129 | البحرين |
| Egypt | | 279 | 1,133 | - | - | - | 17,306 | - | 990 | - | - | 25,400 | مصر |
| Jordan | | 6,024 | 1,878 | 517 | - | 274 | 19,370 | 1,451 | 40,497 | - | - | 114,601 | الأردن |
| Kuwait | | 4,144 | - | 464 | 448 | 858 | 22,387 | 15,011 | 8,717 | 3,361 | - | 64,365 | الكويت |
| Lebanon | | 384 | - | - | - | - | 2,773 | 1,412 | 4,952 | 2,556 | - | 15,805 | لبنان |
| Oman | | 5,790 | - | - | - | - | - | - | - | - | - | 5,790 | عمان |
| Qatar | | - | - | - | - | - | 2,579 | 3,549 | 1 | - | - | 6,163 | قطر |
| Saudi Arabia | | 26 | - | 24 | - | - | 1,000 | 14,459 | 4,849 | 558 | - | 21,273 | السعودية |
| Syria | | - | - | - | - | - | - | - | - | - | - | - | سوريا |
| U A E | | - | - | 21 | 865 | - | 6,509 | 9,238 | 464 | 375 | - | 17,644 | الإمارات العربية المتحدة |
| Yemen | | - | - | - | - | - | - | - | - | - | - | - | اليمن |
| Yemen A R (former) | | - | - | - | - | - | - | - | - | - | - | - | ع.ح. العربية سابقا |
| Dem. Yemen (former) | | - | - | - | - | - | - | - | - | - | - | 13 | اليمن الديمقراطي سابقا |
| Total ESCWA | | 16,646 | 3,011 | 1,026 | 1,314 | 1,132 | 54,619 | 110,669 | 20,440 | 48,337 | 281,182 | مجموع المنطقة | |

II-7-4
 واردات الأردن ضمن المنطقة حسب أقسام التصنيف الدولي
 Intraregional Imports of Jordan by SITC Sections
 1975

| Country | الف دولار أمريكي | | | | | | | | | | Total (0-9) |
|--------------------|------------------|-----|-------|-------|-----|--------|--------|-------|--------|--------------------------|----------------|
| | 0 | 1 | 2 | 3 | 4 | 5 | 6 | 7 | 8 | 9 | |
| Bahrain | 24 | - | - | - | - | 0 | 0 | 0 | 1 | 25 | البحرين |
| Egypt | 16,669 | - | 112 | - | 60 | 2,286 | 25 | 347 | 19,500 | مصر | |
| Iraq | 797 | 4 | 9 | 173 | 102 | 558 | 60 | 10 | 1,838 | العراق | |
| Kuwait | 276 | - | 349 | 101 | - | 1,816 | 375 | 681 | 3,716 | الكويت | |
| Lebanon | 15,769 | 82 | 1,031 | 1,553 | 637 | 12,118 | 2,617 | 3,138 | 39,926 | لبنان | |
| Oman | - | - | - | - | - | - | - | 0 | 0 | عمان | |
| Qatar | 0 | - | - | - | 15 | 1 | 1 | 1 | 17 | قطر | |
| Saudi Arabia | 96 | - | 198 | 127 | - | 336 | 339 | 26 | 1,196 | السعودية | |
| Syria | 11,830 | 31 | 637 | 112 | 137 | 3,621 | 573 | 3,577 | 20,750 | سوريا | |
| U A E | - | - | - | - | - | - | 3 | 4 | 7 | الإمارات العربية المتحدة | |
| Yemen | - | - | - | - | - | - | - | - | - | اليمن | |
| Yemen A R (former) | - | - | - | - | - | - | 1 | - | 1 | ع ح اليمنية سابقا | |
| Dem Yemen (former) | 96 | - | - | - | - | - | - | - | 96 | اليمن الديمقراطي سابقا | |
| Total ESCWA | 45,559 | 118 | 2,335 | 2,066 | 876 | 4,684 | 19,294 | 4,299 | 7,220 | 87,070 | مجموع الإسكوا |

II-7-4
 واردات الأردن ضمن المنطقة حسب أقسام التصنيف الدولي
 Intra-regional Imports of Jordan by SITC Sections
 1980

| Country | Section | الف دولار أمريكي | | | | | | | | | | | | | |
|--------------------|---------|------------------|-----|-------|-------|-------|--------|--------|--------|--------|-------------|-----|--------|---|---|
| | | 0 | 1 | 2 | 3 | 4 | 5 | 6 | 7 | 8 | Total (0-9) | | | | |
| Bahrain | | - | - | - | - | - | - | - | - | - | - | - | - | - | - |
| Egypt | | 15,726 | - | - | - | - | - | 301 | - | - | - | 105 | 16,132 | | |
| Iraq | | 2,031 | - | 91 | 2,124 | 285 | 1,889 | 193 | 601 | 758 | 7,972 | | | | |
| Kuwait | | 4,879 | - | 825 | 1,104 | - | 371 | 4,690 | 5,803 | 5,634 | 23,305 | | | | |
| Lebanon | | 21,566 | 362 | 3,973 | 3,169 | 1,239 | 7,233 | 20,084 | 8,763 | 7,619 | 74,011 | | | | |
| Oman | | - | - | - | - | - | - | - | - | - | - | - | - | - | - |
| Qatar | | - | - | - | - | - | - | - | - | - | - | - | - | - | - |
| Saudi Arabia | | 2,239 | - | 877 | 908 | - | 278 | 2,270 | 16,351 | 3,939 | 26,861 | | | | |
| Syria | | 17,285 | 182 | 2,705 | 139 | - | 695 | 6,965 | 2,680 | 9,519 | 40,169 | | | | |
| U A E | | - | - | - | - | - | - | - | - | - | - | - | - | - | - |
| Yemen | | - | - | - | - | - | - | - | - | - | - | - | - | - | - |
| Yemen A R (former) | | - | - | - | - | - | - | - | - | - | - | - | - | - | - |
| Dem Yemen (former) | | - | - | - | - | - | - | - | - | - | - | - | - | - | - |
| Total ESCWA | | 63,725 | 543 | 8,471 | 7,443 | 1,524 | 10,466 | 34,504 | 34,197 | 27,573 | 188,450 | | | | |

II-7-4
 واردات الأردن ضمن المنطقة حسب أقسام التصنيف الدولي
 Intraregional Imports of Jordan by SITC Sections
 1985

| Country | Section | الف دولار أمريكي | | | | | | | | | | Total (0-9) | البلد | |
|--------------------|---------|------------------|-----|--------|--------|-----|--------|--------|--------|--------|---|----------------|---------|--------------------------|
| | | 0 | 1 | 2 | 3 | 4 | 5 | 6 | 7 | 8 | | | | |
| Bahrain | | - | - | - | - | - | 1,371 | 1,301 | - | - | - | 125 | 2,815 | البحرين |
| Egypt | | 2,255 | 138 | 1,230 | - | - | 479 | 5,012 | - | - | - | 1,769 | 10,975 | مصر |
| Iraq | | 4,099 | - | 16,985 | 60,171 | - | 2,635 | 1,627 | 784 | - | - | 313 | 86,615 | العراق |
| Kuwait | | 1,231 | - | 808 | - | - | 5,442 | 7,086 | 4,089 | - | - | 6,211 | 24,876 | الكويت |
| Lebanon | | 9,875 | - | 604 | - | - | 1,748 | 5,686 | 2,519 | - | - | 5,099 | 27,899 | لبنان |
| Oman | | 1,329 | - | - | - | - | - | - | - | - | - | - | 1,360 | عمان |
| Qatar | | - | - | - | - | - | 5,804 | - | - | - | - | - | 5,876 | قطر |
| Saudi Arabia | | 6,844 | - | 7,477 | - | 961 | 8,424 | 2,772 | 6,855 | - | - | 3,899 | 41,902 | السعودية |
| Syria | | 6,320 | - | 3,244 | - | - | 452 | 1,564 | 173 | - | - | 3,915 | 15,704 | سوريا |
| U A E | | - | - | - | - | - | 1,921 | 141 | - | - | - | 1,037 | 3,655 | الإمارات العربية المتحدة |
| Yemen | | - | - | - | - | - | - | - | - | - | - | - | - | اليمن |
| Yemen A R (former) | | - | - | - | - | - | - | - | - | - | - | - | - | ع.ح.ع. اليمن سابقا |
| Dem Yemen (former) | | - | - | - | - | - | - | - | - | - | - | - | - | اليمن الديمقراطي سابقا |
| Total ESCWA | | 31,953 | 138 | 30,348 | 60,171 | 961 | 28,276 | 25,189 | 14,420 | 22,368 | - | - | 221,677 | مجموع الإسكوا |

II-7-4
 واردات الأردن ضمن المنطقة حسب أقسام التصنيف الدولي
 Intraregional Imports of Jordan by SITC Sections
 1990

| Country | Section | الف دولار أمريكي | | | | | | | | | Total (0-9) |
|--------------|---------|------------------|-----|--------|---------|-------|--------|--------|-------|--------|----------------|
| | | 0 | 1 | 2 | 3 | 4 | 5 | 6 | 7 | 8 | |
| Bahrain | | - | - | - | - | - | 4,381 | 3,225 | 156 | 135 | 7,898 |
| Egypt | | 7,131 | 282 | 336 | 242 | - | 6,679 | 10,351 | 811 | 2,746 | 29,201 |
| Iraq | | 3,997 | - | 9,962 | 84,320 | - | 9,966 | 3,369 | 1,924 | 1,067 | 114,650 |
| Kuwait | | - | - | - | 23,443 | 255 | 8,185 | 6,602 | - | 338 | 39,128 |
| Lebanon | | 4,635 | 103 | 1,562 | - | - | 2,173 | 5,898 | 402 | 1,798 | 16,619 |
| Oman | | 228 | - | - | - | - | - | - | - | - | 268 |
| Qatar | | - | - | - | - | - | 7,692 | - | - | - | 7,763 |
| Saudi Arabia | | 1,155 | - | 3,505 | 83 | 1,167 | 28,959 | 18,208 | 4,093 | 3,998 | 61,192 |
| Syria | | 5,801 | - | 3,890 | - | - | 183 | 3,327 | 138 | 4,648 | 18,079 |
| U A E | | 178 | - | - | 1,342 | - | 1,980 | 415 | 139 | 441 | 4,530 |
| Yemen | | - | - | - | - | - | - | - | - | - | - |
| Total ESCWA | | 23,125 | 385 | 19,255 | 109,430 | 1,422 | 70,198 | 51,395 | 7,663 | 15,171 | 299,328 |

II-7-4
 واردات الأردن حسب أقسام التصنيف الدولي
 Intraregional Imports of Jordan by SITC Sections
 1991

| Country | Section | الف دولار أمريكي | | | | | | | | | Total (0-9) | القسم | البلد |
|--------------|---------|------------------|-----|-------|--------|-------|--------|--------|-------|--------|----------------|--------------------------|-------|
| | | 0 | 1 | 2 | 3 | 4 | 5 | 6 | 7 | 8 | | | |
| Bahrain | | 217 | - | - | - | - | 14,526 | 760 | 206 | 112 | 15,823 | البحرين | |
| Egypt | | 7,691 | 220 | 1,167 | 159 | - | 7,155 | 15,312 | 803 | 1,120 | 33,631 | مصر | |
| Iraq | | 6,325 | - | - | 38,644 | - | - | - | - | - | 44,970 | العراق | |
| Kuwait | | - | - | - | - | - | 194 | 326 | - | - | 533 | الكويت | |
| Lebanon | | 7,565 | - | 1,996 | 3,692 | 201 | 2,705 | 10,158 | 1,433 | 3,136 | 30,987 | لبنان | |
| Oman | | 968 | - | - | - | - | - | - | - | - | 1,007 | عمان | |
| Qatar | | 123 | - | - | - | - | 9,383 | - | - | - | 9,524 | قطر | |
| Saudi Arabia | | 832 | - | 545 | - | 2,578 | 24,539 | 10,172 | 1,497 | 437 | 40,632 | السعودية | |
| Syria | | 6,132 | - | 4,419 | 16,076 | - | - | 2,968 | 349 | 7,213 | 37,284 | سوريا | |
| U A E | | 291 | - | - | 1,791 | - | 849 | - | 115 | 343 | 3,481 | الإمارات العربية المتحدة | |
| Yemen | | 145 | 165 | 202 | - | - | - | 161 | - | - | 678 | اليمن | |
| Total ESCWA | | 30,289 | 385 | 8,329 | 60,362 | 2,779 | 59,351 | 39,857 | 4,403 | 12,361 | 218,550 | مجموع الإسكوا | |

II-7-4
 واردات الأردن ضمن المنطقة حسب أقسام التصنيف الدولي
 Intraregional Imports of Jordan by SITC Sections
 1992

| Country | Section | الف دولار أمريكي | | | | | | | | | Total (0-9) |
|--------------------|---------|------------------|------------|---------------|---------------|--------------|---------------|---------------|--------------|---------------|----------------|
| | | 0 | 1 | 2 | 3 | 4 | 5 | 6 | 7 | 8 | |
| Bahrain | | - | - | - | - | - | 1,447 | 2,407 | 160 | 237 | 4,369 |
| Egypt | | 22,686 | 447 | 1,005 | - | - | 14,479 | 12,279 | 1,356 | 2,728 | 55,184 |
| Iraq | | 7,750 | - | - | 90,179 | - | - | - | - | - | 97,949 |
| Kuwait | | - | - | - | - | - | - | 1,513 | - | - | 1,572 |
| Lebanon | | 8,980 | - | 1,514 | 1,027 | - | 3,529 | 21,562 | 4,388 | 3,496 | 44,597 |
| Oman | | 828 | - | - | 504 | - | - | - | - | - | 1,459 |
| Qatar | | - | - | - | - | - | 7,304 | - | - | - | 7,438 |
| Saudi Arabia | | 1,834 | - | 5,414 | 328 | 2,353 | 32,966 | 11,137 | 2,794 | 970 | 57,836 |
| Syria | | 6,408 | - | 3,136 | - | - | 688 | 4,309 | 1,017 | 15,824 | 31,426 |
| U A E | | 367 | 139 | - | 2,379 | - | 2,611 | 2,599 | - | 513 | 8,762 |
| Yemen | | 1,160 | - | 404 | - | - | - | - | - | - | 1,653 |
| Total ESCWA | | 50,013 | 586 | 11,473 | 94,417 | 2,353 | 63,024 | 55,806 | 9,715 | 23,768 | 312,245 |

II-7-4
واردات الأردن ضمن المنطقة حسب أقسام التصنيف الدولي
Intra-regional Imports of Jordan by SITC Sections
1993

| Country | Section | 000' US \$ | | | | | | | | | Total (0-9) | القسم | البلد |
|--------------|---------|------------|-----|--------|---------|-------|--------|--------|--------|--------|----------------|--------------------------|-------|
| | | 0 | 1 | 2 | 3 | 4 | 5 | 6 | 7 | 8 | | | |
| Bahrain | | - | - | - | - | - | 10,921 | 5,173 | 409 | 275 | 16,866 | البحرين | |
| Egypt | | 3,019 | 644 | 1,439 | 233 | - | 13,530 | 17,742 | 1,867 | 2,752 | 42,156 | مصر | |
| Iraq | | 455 | - | - | 102,975 | - | - | - | - | - | 103,431 | العراق | |
| Kuwait | | - | - | - | - | - | - | 2,711 | - | - | 2,768 | الكويت | |
| Lebanon | | 8,237 | 113 | 1,824 | 123 | 101 | 3,533 | 14,088 | 4,028 | 3,574 | 35,654 | لبنان | |
| Oman | | 477 | - | - | 816 | - | 902 | - | - | - | 2,220 | عمان | |
| Qatar | | - | - | - | - | - | 4,720 | - | - | - | 4,820 | قطر | |
| Saudi Arabia | | 2,524 | - | 7,976 | 417 | 925 | 33,671 | 20,455 | 4,634 | 989 | 71,664 | السعودية | |
| Syria | | 20,559 | - | 3,380 | 117 | - | 189 | 5,178 | 1,476 | 17,184 | 48,087 | سوريا | |
| U A E | | 423 | - | - | 2,596 | - | 2,746 | 2,229 | 125 | 663 | 8,888 | الإمارات العربية المتحدة | |
| Yemen | | 3,292 | - | 350 | - | - | - | - | - | - | 3,722 | اليمن | |
| Total ESCWA | | 38,986 | 757 | 14,969 | 107,277 | 1,026 | 70,212 | 67,576 | 12,539 | 25,437 | 340,276 | مجموع الاسكوا | |

II-7-4

واردات الأردن ضمن المنطقة حسب أقسام التصنيف الدولي
Intraregional Imports of Jordan by SITC Sections
1994

| Country | 000' US \$ | | | | | | | | | | Total (0-9) | القسم البلد |
|--------------|------------|-----|--------|--------|-------|--------|--------|--------|--------|---------|--------------------------|----------------|
| | 0 | 1 | 2 | 3 | 4 | 5 | 6 | 7 | 8 | 9 | | |
| Bahrain | - | 3 | - | 23 | - | 19,597 | 1,491 | 820 | 391 | 22,325 | البحرين | |
| Egypt | 6,431 | 732 | - | 109 | 288 | 10,424 | 19,846 | 1,851 | 2,286 | 42,986 | مصر | |
| Iraq | 533 | - | 1 | 83,960 | - | - | - | - | - | 94,527 | العراق | |
| Kuwait | - | - | - | - | - | - | 1 | 5 | 72 | 79 | الكويت | |
| Lebanon | 5,560 | 94 | 712 | 348 | 5 | 3,547 | 8,365 | 3,890 | 3,177 | 25,769 | لبنان | |
| Oman | 135 | - | - | 809 | - | 3,416 | - | 8 | 24 | 4,403 | عمان | |
| Qatar | 1 | - | - | 7 | - | 5,347 | 29 | 7 | 28 | 5,435 | قطر | |
| Saudi Arabia | 3,779 | 55 | 21,471 | 709 | 1,557 | 45,774 | 18,255 | 9,134 | 1,653 | 102,387 | السعودية | |
| Syria | 39,821 | - | 3,637 | 157 | - | 216 | 5,285 | 1,026 | 18,931 | 69,073 | سوريا | |
| U A E | 96 | - | 116 | 2,978 | - | 2,001 | 4,423 | 1,349 | 735 | 11,905 | الإمارات العربية المتحدة | |
| Yemen | 3,916 | - | 850 | - | - | 3 | - | 7 | 9 | 4,785 | اليمن | |
| Total ESCWA | 60,272 | 884 | 26,787 | 89,100 | 1,850 | 90,325 | 57,695 | 18,097 | 27,306 | 383,674 | مجموع الإسكوا | |

II-7-4
 واردات الأردن ضمن المنطقة حسب أقسام التصنيف الدولي
 Intraregional Imports of Jordan by SITC Sections
 1995

| Country | Section | الف دولار أمريكي | | | | | | | | | Total (0-9) | البلد |
|--------------|---------|------------------|-----|--------|---------|-------|---------|--------|--------|--------|----------------|--------------------------|
| | | 0 | 1 | 2 | 3 | 4 | 5 | 6 | 7 | 8 | | |
| Bahrain | | - | - | - | - | - | 36,483 | 3,053 | 89 | 645 | 40,362 | البحرين |
| Egypt | | 6,318 | 456 | 1,573 | 224 | - | 9,485 | 22,278 | 2,746 | 1,489 | 46,246 | مصر |
| Iraq | | 218 | 29 | - | 95,294 | - | - | - | - | - | 110,100 | العراق |
| Kuwait | | - | - | - | - | - | - | 17 | 87 | 58 | 188 | الكويت |
| Lebanon | | 16,897 | 141 | 632 | 10,823 | - | 3,472 | 5,443 | 1,964 | 731 | 42,492 | لبنان |
| Oman | | 1,094 | - | - | 996 | - | 3,455 | 23 | - | - | 5,620 | عمان |
| Qatar | | 75 | - | - | 31 | - | 7,205 | 353 | - | - | 7,685 | قطر |
| Saudi Arabia | | 8,916 | 73 | 25,773 | 708 | 1,381 | 52,036 | 31,457 | 7,421 | 1,188 | 130,436 | السعودية |
| Syria | | 50,031 | - | 218 | 21 | - | 60 | 6,837 | 522 | 19,489 | 78,429 | سوريا |
| U A E | | 190 | - | - | 3,178 | - | 1,989 | 8,755 | 345 | 1,215 | 15,972 | الإمارات العربية المتحدة |
| Yemen | | 2,122 | - | - | - | - | - | 253 | - | - | 3,633 | اليمن |
| Total ESCWA | | 85,861 | 700 | 28,196 | 111,276 | 1,381 | 114,185 | 78,469 | 13,174 | 24,814 | 481,163 | مجموع الأسكوا |

II-7-5
 واردات الكويت ضمن المنطقة حسب أقسام التصنيف الدولي
 Intraregional Imports of Kuwait by SITC Sections
 1975

| Country | Section | الف دولار امريكي | | | | | | | | | |
|----------------------|---------|------------------|-------|-------|-------|-------|-------|--------|-------|--------|-------------|
| | | 0 | 1 | 2 | 3 | 4 | 5 | 6 | 7 | 8 | Total (0-9) |
| Bahrain | | 19 | 4 | 23 | 1 | 2 | 20 | 117 | 20 | 74 | 280 |
| Egypt | | 3,074 | 89 | 119 | - | - | 409 | 276 | 80 | 960 | 5,006 |
| Iraq | | 1,643 | 45 | 635 | 444 | 0 | 216 | 2,506 | 106 | 434 | 6,030 |
| Jordan | | 11,470 | 673 | 148 | 10 | 1,185 | 293 | 1,120 | 136 | 181 | 15,220 |
| Lebanon | | 18,351 | 732 | 394 | 400 | 358 | 5,951 | 6,884 | 2,330 | 15,933 | 51,336 |
| Oman | | 532 | 10 | 1 | - | 9 | - | - | 14 | 48 | 613 |
| Qatar | | 40 | - | 1 | - | - | - | - | - | 90 | 131 |
| Saudi Arabia | | 7,276 | 1 | 1,407 | 241 | - | 1 | 221 | 19 | 59 | 9,269 |
| Syria | | 2,398 | - | 135 | - | 182 | 96 | 1,165 | 213 | 2,190 | 6,379 |
| U. A. E. | | 44 | 55 | 8 | - | 31 | 31 | 0 | 6 | 76 | 251 |
| Yemen | | - | - | - | - | - | - | - | - | - | - |
| Yemen A. R. (former) | | - | - | - | - | - | - | - | - | - | - |
| Dem. Yemen (former) | | 25 | - | 5 | - | 11 | - | - | - | 1 | 42 |
| Total ESCWA | | 44,871 | 1,610 | 2,874 | 1,098 | 1,777 | 7,018 | 12,290 | 2,922 | 20,045 | 94,557 |

II-7-5

واردات الكويت ضمن المنطقة حسب أقسام التصنيف الدولي
Intra-regional Imports of Kuwait by SITC Sections
1980

| Country | Section | الف دولار امريكي | | | | | | | | | |
|--------------------|---------|------------------|-------|--------|--------|-------|--------|--------|-------|--------|-------------|
| | | 0 | 1 | 2 | 3 | 4 | 5 | 6 | 7 | 8 | Total (0-9) |
| Bahrain | | 183 | - | 113 | 3,457 | - | 176 | 16,065 | 60 | 168 | 20,223 |
| Egypt | | 9,325 | 367 | 218 | - | - | 354 | 574 | 169 | 2,118 | 13,125 |
| Iraq | | 2,703 | 56 | 1,642 | 22 | 35 | 550 | 1,177 | 137 | 455 | 6,785 |
| Jordan | | 27,666 | 1,021 | 1,171 | - | 3,053 | 1,168 | 7,275 | 322 | 654 | 42,347 |
| Lebanon | | 43,791 | 1,659 | 561 | 33 | 389 | 8,557 | 7,349 | 1,840 | 11,823 | 76,002 |
| Oman | | 296 | 57 | - | 6,470 | - | 11 | - | 104 | 38 | 6,976 |
| Qatar | | 6 | - | 20 | - | - | 45 | 21,165 | 574 | 59 | 21,869 |
| Saudi Arabia | | 11,149 | 87 | 9,273 | - | 1 | 1,246 | 1,588 | 369 | 490 | 24,207 |
| Syria | | 3,627 | 652 | 953 | 22 | 49 | 145 | 1,287 | 549 | 3,021 | 10,324 |
| U A E | | 493 | 1,166 | 103 | 2,256 | 41 | 1,129 | 5,890 | 1,152 | 1,089 | 13,319 |
| Yemen | | - | - | - | - | - | - | - | - | - | - |
| Yemen A R (former) | | - | - | 1,032 | - | - | - | - | - | 5 | 1,037 |
| Dem Yemen (former) | | - | - | - | - | - | 3 | - | - | 11 | 14 |
| Total ESCWA | | 99,239 | 5,065 | 15,086 | 12,260 | 3,568 | 13,384 | 62,370 | 5,276 | 19,931 | 236,228 |

II-7-5
 واردات الكويت ضمن المنطقة حسب القسم التصنيف الدولي
 Intraregional Imports of Kuwait by SITC Sections
 1986

| Country | Section | الف دولار امريكي | | | | | | | | Total (0-9) | البلد | |
|--------------------|---------|------------------|-------|--------|-------|-------|--------|---------|-------|----------------|---------|--------------------------|
| | | 0 | 1 | 2 | 3 | 4 | 5 | 6 | 7 | | | 8 |
| Bahrain | | 70 | 0 | 23 | - | - | 217 | 10,715 | 2 | 3,063 | 14,090 | البحرين |
| Egypt | | 16,526 | 1,678 | 351 | - | - | 735 | 244 | 31 | 2,677 | 22,268 | مصر |
| Iraq | | 5,523 | 20 | 2,865 | 242 | - | 30,761 | 4,924 | - | 765 | 45,102 | العراق |
| Jordan | | 44,225 | 630 | 2,135 | - | 2,223 | 1,813 | 11,366 | 306 | 931 | 63,642 | الأردن |
| Lebanon | | 41,285 | 1,494 | 443 | 1 | 757 | 2,416 | 1,032 | 455 | 14,626 | 62,508 | لبنان |
| Oman | | 612 | 43 | - | 0 | 15 | 64 | 1 | 1 | 86 | 822 | عمان |
| Qatar | | 11 | 78 | - | - | - | 3,557 | 31,154 | 3 | 178 | 34,981 | قطر |
| Saudi Arabia | | 28,977 | 2,383 | 4,822 | 483 | 65 | 23,356 | 32,911 | 733 | 2,498 | 96,230 | السعودية |
| Syria | | 2,487 | 58 | 1,237 | - | 10 | 146 | 947 | 53 | 1,434 | 6,377 | سوريا |
| U A E | | 4,222 | 1,242 | 8,479 | 9,225 | 34 | 2,805 | 24,685 | 1,719 | 8,493 | 60,922 | الإمارات العربية المتحدة |
| Yemen | | | | | | | | | | | | اليمن |
| Yemen A R (former) | | 0 | - | 15 | - | - | - | 1 | - | 3 | 19 | ع.ح. اليمنية سابقا |
| Dem Yemen (former) | | 5 | - | 6 | - | - | - | - | - | 17 | 28 | اليمن الديمقراطي سابقا |
| Total ESCWA | | 143,943 | 7,625 | 20,375 | 9,951 | 3,105 | 65,869 | 117,980 | 3,303 | 34,772 | 406,990 | مجموع المنطقة |

II-7-5
 واردات الكويت ضمن المنطقة حسب أقسام التصنيف الدولي
 Intraregional Imports of Kuwait by SITC Sections
 1990

| Country | Section | الف دولار أمريكي | | | | | | | | Total (0-9) | |
|--------------|---------|------------------|-------|-------|-------|-------|--------|---------|-------|----------------|---------|
| | | 0 | 1 | 2 | 3 | 4 | 5 | 6 | 7 | | 8 |
| Bahrain | | 72 | - | - | - | - | 366 | 14,522 | 346 | 13,871 | 29,201 |
| Egypt | | | | | | | | | | | 19,788 |
| Iraq | | | | | | | | | | | 36,919 |
| Jordan | | | | | | | | | | | 45,061 |
| Lebanon | | | | | | | | | | | 31,354 |
| Oman | | 592 | 65 | 243 | 21 | - | 541 | 1,657 | 342 | 38 | 3,499 |
| Qatar | | 10 | - | 10 | - | - | 2,832 | 16,819 | 3 | 106 | 19,781 |
| Saudi Arabia | | 18,901 | 2,380 | 2,431 | 4,968 | 1,637 | 28,194 | 101,206 | 4,838 | 4,698 | 171,147 |
| Syria | | | | | | | | | | | 9,495 |
| U A E | | 3,523 | 921 | 2,421 | 3,640 | 349 | 4,893 | 18,573 | 2,448 | 15,275 | 52,043 |
| Yemen | | | | | | | | | | | |
| Total ESCWA | | 23,098 | 3,366 | 5,105 | 8,629 | 1,986 | 36,826 | 152,777 | 7,977 | 33,988 | 418,268 |

11-7-5

واردات الكويت ضمن المنطقة حسب أقسام التصنيف الدولي (1)
Intraregional Imports of Kuwait by SITC Sections (1)
1991

| Country | 0 | 1 | 2 | 3 | 4 | 5 | 6 | 7 | 8 | Total (0-9) | القسم | البلد |
|--------------|--------|--------|-------|--------|-------|--------|--------|--------|--------|-------------|-------|--------------------------|
| Bahrain | 567 | - | - | 104 | 65 | 170 | 3,698 | 83 | 1,556 | 6,963 | | البحرين |
| Egypt | 6,403 | 1,331 | 79 | - | - | 429 | 2,040 | 1,601 | 11,612 | 26,005 | | مصر |
| Iraq | - | - | - | - | - | - | - | - | - | - | | العراق |
| Jordan | - | - | - | - | - | - | - | - | - | - | | الأردن |
| Lebanon | 2,562 | - | - | - | - | - | 95 | 112 | 18,948 | 23,377 | | لبنان |
| Oman | 139 | - | - | 2,806 | - | 143 | 649 | 290 | 154 | 4,793 | | عمان |
| Qatar | 1 | - | - | - | - | 192 | 778 | - | 78 | 1,220 | | قطر |
| Saudi Arabia | 75,635 | 9,413 | 3,070 | 2,379 | 3,554 | 13,938 | 45,121 | 7,606 | 26,702 | 189,742 | | السعودية |
| Syria | 1,555 | - | - | - | - | - | - | - | 4,690 | 7,324 | | سوريا |
| U A E | 3,071 | 5,288 | 293 | 5,996 | 288 | 6,186 | 15,378 | 3,839 | 8,989 | 53,855 | | الإمارات العربية المتحدة |
| Yemen | - | - | - | - | - | - | - | - | - | - | | اليمن |
| Total ESCWA | 89,934 | 16,032 | 3,442 | 11,285 | 3,907 | 21,057 | 67,760 | 13,530 | 72,728 | 313,281 | | مجموع الإسكوا |

(1) 1991 data represent the period July-december 1991

(1) بيانات 1991 تمثل الفترة من يوليو/حزيران حتى ديسمبر/كانون أول 1991 فقط

II-7-5

واردات الكويت ضمن المنطقة حسب أقسام التصنيف الدولي
Intraregional Imports of Kuwait by SITC sections
1992

| Country | Section | 000' US \$ | | | | | | | | | | Total (0-9) | القسم | البلد |
|--------------|---------|------------|--------|--------|--------|--------|--------|---------|--------|---------|---------|--------------------------|-------|-------|
| | | 0 | 1 | 2 | 3 | 4 | 5 | 6 | 7 | 8 | 9 | | | |
| Bahrain | | 1,012 | - | - | - | 1,750 | 1,068 | 18,261 | 3,284 | 66,278 | 92,625 | المحرفين | | |
| Egypt | | 36,106 | 1,558 | 1,181 | - | - | 1,920 | 7,470 | 778 | 20,420 | 72,707 | مصر | | |
| Iraq | | - | - | - | - | - | - | - | - | - | - | العراق | | |
| Jordan | | - | - | - | - | - | - | - | - | - | - | الأردن | | |
| Lebanon | | 24,893 | 956 | 274 | - | 315 | 1,952 | 3,908 | 562 | 43,088 | 78,266 | لبنان | | |
| Oman | | 555 | 213 | 82 | 2,632 | - | 1,692 | 777 | 1,257 | 302 | 8,120 | عمان | | |
| Qatar | | - | 15 | - | 62 | 65 | 3,517 | 7,057 | 4 | 62 | 11,618 | قطر | | |
| Saudi Arabia | | 92,522 | 11,719 | 7,315 | 7,662 | 10,305 | 41,925 | 95,904 | 17,710 | 31,855 | 319,027 | السعودية | | |
| Syria | | 73,660 | 176 | 136 | - | 795 | 77 | 3,491 | 281 | 13,951 | 95,202 | سوريا | | |
| U A E | | 15,677 | 4,444 | 1,606 | 8,598 | 908 | 14,429 | 22,385 | 7,491 | 131,137 | 215,479 | الإمارات العربية المتحدة | | |
| Yemen | | - | - | - | - | - | - | - | - | - | - | اليمن | | |
| Total ESCWA | | 244,424 | 19,081 | 10,594 | 18,954 | 14,137 | 66,581 | 159,253 | 31,367 | 307,093 | 893,043 | مجموع الاسكوا | | |

II-7-5

واردات الكويت ضمن المنطقة حسب أقسام التصنيف الدولي
Intraregional Imports of Kuwait by SITC sections
1993

| Country | الف دولار أمريكي | | | | | | | | | |
|--------------|------------------|--------|--------|--------|-------|--------|---------|--------|---------|-------------|
| | 0 | 1 | 2 | 3 | 4 | 5 | 6 | 7 | 8 | Total (0-9) |
| Bahrain | 1,512 | 105 | - | - | 1,656 | 1,528 | 23,669 | 920 | 31,083 | 60,500 |
| Egypt | 33,904 | 3,184 | 3,051 | - | - | 2,250 | 16,908 | 1,135 | 12,443 | 72,991 |
| Iraq | - | - | - | - | - | - | - | - | - | - |
| Jordan | - | - | - | - | - | - | - | - | - | - |
| Lebanon | 27,727 | 895 | 304 | - | 291 | 2,505 | 3,903 | 797 | 27,698 | 64,127 |
| Oman | 2,111 | 761 | - | 2,589 | - | 1,647 | 2,114 | 2,350 | 724 | 12,386 |
| Qatar | 266 | - | - | - | - | 3,440 | 18,156 | - | 281 | 22,194 |
| Saudi Arabia | 103,321 | 10,200 | 17,740 | 13,626 | 3,939 | 52,840 | 102,746 | 11,955 | 30,511 | 347,084 |
| Syria | 67,273 | - | 284 | - | 481 | 225 | 6,215 | 420 | 9,679 | 84,671 |
| U A E | 26,565 | 5,480 | 1,603 | 5,699 | 607 | 14,445 | 26,015 | 10,707 | 29,876 | 121,001 |
| Yemen | - | - | - | - | - | - | - | - | - | - |
| Total ESCWA | 262,679 | 20,625 | 22,982 | 21,914 | 6,974 | 78,880 | 199,726 | 28,284 | 142,295 | 784,954 |

II-7-5
 واردات الكويت ضمن المنطقة حسب أقسام التصنيف الدولي
 Intraregional Imports of Kuwait by SITC sections
 1994

| Country | Section | الف دولار أمريكي | | | | | | | | | |
|--------------|---------|------------------|--------|--------|--------|-------|---------|---------|--------|---------|-------------|
| | | 0 | 1 | 2 | 3 | 4 | 5 | 6 | 7 | 8 | Total (0-9) |
| Bahrain | | 2,418 | 290 | 4 | 39 | 2,171 | 1,736 | 20,159 | 1,523 | 27,613 | 55,953 |
| Egypt | | 31,247 | 3,280 | 3,291 | - | 26 | 2,110 | 11,748 | 1,087 | 12,412 | 65,202 |
| Iraq | | - | - | - | - | - | - | - | - | - | - |
| Jordan | | - | - | - | - | - | - | - | - | - | - |
| Lebanon | | 23,081 | 898 | 231 | - | 177 | 2,637 | 5,546 | 889 | 20,453 | 53,913 |
| Oman | | 1,339 | 464 | 67 | 3,550 | 35 | 1,567 | 2,732 | 2,970 | 997 | 13,720 |
| Qatar | | 393 | - | 57 | - | - | 2,822 | 15,916 | 141 | 412 | 19,741 |
| Saudi Arabia | | 92,125 | 12,106 | 7,147 | 15,608 | 2,442 | 76,565 | 127,518 | 15,258 | 34,935 | 383,705 |
| Syria | | 44,492 | 25 | 242 | 15 | 817 | 220 | 9,914 | 485 | 8,642 | 64,852 |
| U A E | | 26,928 | 5,916 | 8,528 | 7,364 | 948 | 15,300 | 42,176 | 7,076 | 20,594 | 134,829 |
| Yemen | | - | - | - | - | - | - | - | - | - | - |
| Total ESCWA | | 222,023 | 22,979 | 19,567 | 26,576 | 6,616 | 102,957 | 235,709 | 29,429 | 126,058 | 791,915 |

II-7-5
 واردات الكويت ضمن المنطقة حسب أقسام التصنيف الدولي
 Intraregional Imports of Kuwait by SITC sections
 1995

| Country | Section | الف دولار أمريكي | | | | | | | | Total (0-9) | |
|--------------|---------|------------------|--------|-------|--------|-------|--------|---------|--------|----------------|---------|
| | | 0 | 1 | 2 | 3 | 4 | 5 | 6 | 7 | | 8 |
| Bahrain | | 3,523 | 479 | 27 | 47 | 2,285 | 2,646 | 36,429 | 2,322 | 19,082 | 66,835 |
| Egypt | | | | | | | | | | | 66,184 |
| Iraq | | | | | | | | | | | |
| Jordan | | | | | | | | | | | |
| Lebanon | | | | | | | | | | | 48,980 |
| Oman | | 1,951 | 729 | 128 | 4,411 | 162 | 1,606 | 2,838 | 1,252 | 1,134 | 14,211 |
| Qatar | | 3,257 | 7 | 101 | - | - | 4,870 | 17,195 | 47 | 226 | 25,701 |
| Saudi Arabia | | 100,688 | 10,405 | 9,983 | 14,573 | 4,266 | 91,191 | 202,238 | 19,204 | 25,795 | 478,301 |
| Syria | | | | | | | | | | | 72,103 |
| U A E | | 25,555 | 6,142 | 4,175 | 10,729 | 992 | 18,701 | 46,480 | 32,079 | 28,059 | 172,897 |
| Yemen | | | | | | | | | | | |
| Total ESCWA | | | | | | | | | | | 945,212 |

II-7-5
 واردات الكويت ضمن المنطقة حسب أقسام التصنيف الدولي
 Intraregional Imports of Kuwait by SITC sections
 1996

| Country | Section | الف دولار امريكي | | | | | | | | | |
|--------------|---------|------------------|--------|--------|--------|-------|---------|---------|--------|---------|-------------|
| | | 0 | 1 | 2 | 3 | 4 | 5 | 6 | 7 | 8 | Total (0-9) |
| Bahrain | | 3,844 | 655 | 13 | 53 | 2,709 | 2,098 | 24,112 | 2,605 | 11,743 | 48,110 |
| Egypt | | 41,562 | 2,787 | 1,827 | 78 | 38 | 1,675 | 18,261 | 1,734 | 8,618 | 76,597 |
| Iraq | | - | - | - | - | - | - | - | - | - | - |
| Jordan | | 24,491 | 4 | 4 | 0 | 38 | 206 | 1,371 | 10 | 87 | 26,212 |
| Lebanon | | 17,346 | 539 | 227 | - | 407 | 2,633 | 5,862 | 653 | 16,684 | 44,362 |
| Oman | | 1,359 | 615 | 134 | 3,246 | 100 | 1,887 | 2,679 | 1,533 | 1,573 | 13,126 |
| Qatar | | 945 | - | 454 | - | - | 5,538 | 19,369 | 73 | 324 | 26,703 |
| Saudi Arabia | | 105,080 | 9,659 | 9,085 | 17,228 | 4,105 | 90,214 | 271,663 | 24,796 | 25,595 | 557,425 |
| Syria | | 46,858 | 63 | 246 | 81 | 972 | 268 | 12,374 | 466 | 6,485 | 67,816 |
| U A E | | 25,628 | 6,393 | 9,589 | 12,482 | 1,216 | 20,464 | 41,406 | 6,667 | 32,745 | 156,590 |
| Yemen | | 13 | - | - | - | - | - | - | - | - | 13 |
| Total ESCWA | | 267,127 | 20,714 | 21,579 | 33,168 | 9,585 | 124,982 | 397,096 | 38,538 | 103,855 | 1,016,954 |

II-7-9

واردات السعودية ضمن المنطقة حسب أقسام التصنيف الدولي
Intraregional Imports of Saudi Arabia by SITC Sections
1996

| Country | Section | | | | | | | | | | Total (0-9) | الف دولارات أمريكية |
|-------------|---------|-------|--------|-------|--------|---------|---------|--------|---------|-----------|--------------------------|---------------------|
| | 0 | 1 | 2 | 3 | 4 | 5 | 6 | 7 | 8 | 9 | | |
| Bahrain | 10,365 | 333 | 28,778 | 2 | 17,292 | 9,361 | 164,252 | 17,158 | 13,056 | 260,786 | التحريين | |
| Egypt | 122,007 | 3,221 | 1,721 | 705 | 150 | 32,882 | 64,858 | 8,898 | 23,868 | 258,309 | مصر | |
| Iraq | 60,335 | | 2,104 | 17 | 255 | 35,322 | 22,166 | 2,741 | 6,582 | 129,523 | العراق | |
| Jordan | 10,682 | 3,468 | 439 | 165 | 1,541 | 9,711 | 40,519 | 10,638 | 8,804 | 91,044 | الأردن | |
| Kuwait | 28,009 | 100 | 283 | 1 | 399 | 4,757 | 12,987 | 3,050 | 60,512 | 110,110 | الكويت | |
| Lebanon | 23,652 | 826 | 1,371 | | 809 | 8,163 | 12,129 | 4,649 | 9,494 | 61,094 | لبنان | |
| Oman | 1,663 | 10 | 1,815 | | | 31,639 | 40,142 | 373 | 636 | 76,276 | عمان | |
| Qatar | 128,265 | 6 | 2,032 | 79 | 305 | 3,120 | 7,024 | 1,271 | 18,604 | 160,706 | قطر | |
| Syria | 115,671 | 1,126 | 973 | 2,135 | 26,142 | 83,116 | 109,400 | 32,261 | 31,625 | 403,156 | سوريا | |
| U A E | 36,933 | 600 | 5,266 | | 1 | 1,517 | | 71 | 439 | 44,885 | الإمارات العربية المتحدة | |
| Yemen | | | | | | | | | | | اليمن | |
| Total ESCWA | 537,582 | 9,690 | 44,782 | 3,104 | 46,894 | 218,086 | 474,994 | 81,110 | 173,620 | 1,595,887 | مجموع الأصقرا | |

II-7-6
 واردات لبنان ضمن المنطقة حسب أقسام التصنيف الدولي
 Intraregional Imports of Lebanon by SITC sections
 1996

| Country | Section | الف دولار أمريكي | | | | | | | | | |
|--------------|---------|------------------|-------|--------|---------|--------|--------|--------|--------|--------|-------------|
| | | 0 | 1 | 2 | 3 | 4 | 5 | 6 | 7 | 8 | Total (0-9) |
| Bahrain | | 871 | 47 | 11 | - | 44 | 23 | 2,696 | 218 | 93 | 4,285 |
| Egypt | | 24,112 | 1,967 | 1,953 | 466 | 122 | 2,788 | 13,900 | 1,884 | 4,425 | 54,425 |
| Iraq | | 16,553 | 25 | 2,254 | 113 | 753 | 6,038 | 6,352 | 1,065 | 2,351 | 35,557 |
| Jordan | | 1,979 | 199 | 218 | 294 | - | 1,095 | 1,563 | 793 | 956 | 7,175 |
| Kuwait | | 2,205 | - | 8 | - | - | 16 | 197 | 136 | 162 | 2,741 |
| Oman | | 4 | - | 60 | - | - | 164 | 31 | 27 | 41 | 350 |
| Qatar | | 9,734 | 496 | 2,047 | 4,413 | 6,904 | 33,962 | 38,016 | 10,906 | 4,599 | 112,629 |
| Saudi Arabia | | 111,581 | - | 17,372 | 152,089 | 6,918 | 1,236 | 13,089 | 2,915 | 2,374 | 307,651 |
| Syria | | 1,757 | - | 598 | 6,967 | 852 | 1,722 | 1,904 | 1,441 | 11,551 | 27,590 |
| U A E | | 180 | - | 48 | - | - | - | - | - | - | 232 |
| Yemen | | | | | | | | | | | |
| Total ESCWA | | 168,975 | 2,733 | 24,571 | 164,342 | 15,594 | 47,042 | 77,749 | 19,386 | 26,552 | 552,636 |

II-7-6
 واردات لبنان ضمن المنطقة حسب أقسام التصنيف الدولي
 Intraregional Imports of Lebanon by SITC sections
 1997

| Country | Section | الف دولار امريكي | | | | | | | | Total (0-9) | القسم | البلد |
|--------------|---------|------------------|-------|--------|---------|--------|---------|---------|--------|----------------|---------|--------------------------|
| | | 0 | 1 | 2 | 3 | 4 | 5 | 6 | 7 | | | |
| Bahrain | | 527 | 13 | 18 | 1,508 | - | - | 1,767 | 175 | 101 | 4,157 | البحرين |
| Egypt | | 25,865 | 2,097 | 2,097 | 540 | 112 | 3,048 | 12,471 | 2,787 | 4,288 | 57,668 | مصر |
| Iraq | | 15,857 | 20 | 1,652 | 63 | 1,013 | 9,357 | 5,418 | 1,434 | 2,474 | 16,036 | العراق |
| Jordan | | 1,750 | 168 | 318 | 52 | 23 | 1,447 | 1,781 | 1,090 | 710 | 37,546 | الأردن |
| Kuwait | | 1,215 | - | 5 | 1 | 82 | 3 | 48 | 98 | 26 | 7,566 | الكويت |
| Oman | | 2 | - | 25 | - | - | 3,765 | 147 | 17 | 64 | 1,497 | عمان |
| Qatar | | 9,654 | 843 | 2,837 | 3,374 | 7,012 | 37,594 | 51,262 | 5,318 | 4,747 | 4,035 | قطر |
| Saudi Arabia | | 120,875 | 82 | 24,671 | 155,702 | 5,533 | 1,105 | 10,052 | 3,009 | 3,083 | 122,682 | السعودية |
| Syria | | 3,431 | 4 | 507 | 6,227 | 1,123 | 2,983 | 7,064 | 767 | 13,741 | 325,948 | سوريا |
| U A E | | 212 | - | 30 | - | - | - | - | - | 25 | 42,035 | الإمارات العربية المتحدة |
| Yemen | | 517,338 | 8,694 | 81,302 | 496,153 | 46,092 | 153,392 | 245,515 | 53,473 | 82,368 | 619,443 | اليمن |
| Total ESCWA | | | | | | | | | | | | مجموع المنطقة |

II-7-7
 واردات عمان حسب أقسام التصنيف الدولي
 Intraregional Imports of Oman by SITC Sections
 1975

| Country | Section | الف دولارات امريكى | | | | | | | | | |
|--------------------|---------|--------------------|-------|-------|--------|-----|-------|--------|--------|--------|-------------|
| | | 0 | 1 | 2 | 3 | 4 | 5 | 6 | 7 | 8 | Total (0-9) |
| Bahrain | | 16 | 17 | 1 | 3,869 | 0 | 1 | 40 | 246 | 75 | 4,265 |
| Egypt | | 38 | - | 8 | - | - | 2 | 3 | 2 | 46 | 99 |
| Iraq | | - | - | - | - | - | 0 | - | - | - | 0 |
| Jordan | | 125 | 5 | - | - | - | 9 | 0 | 1 | 15 | 155 |
| Kuwait | | 162 | 37 | 36 | 5,090 | 3 | 218 | 663 | 2,054 | 1,432 | 9,694 |
| Lebanon | | 1,157 | 8 | 49 | - | - | 329 | 2,010 | 1,726 | 599 | 5,878 |
| Qatar | | 3 | - | - | 28 | - | 22 | 302 | 233 | 37 | 625 |
| Saudi Arabia | | 12 | - | - | 574 | - | 0 | - | 20 | 2 | 609 |
| Syria | | - | - | 6 | - | - | - | - | 82 | 12 | 100 |
| U A E | | 30,523 | 1,122 | 5,528 | 11,318 | 364 | 2,687 | 23,027 | 35,719 | 10,551 | 120,840 |
| Yemen | | - | - | - | - | - | - | - | - | - | - |
| Yemen A R (former) | | - | - | - | - | - | - | - | - | - | - |
| Dem Yemen (former) | | - | - | - | - | - | - | - | - | - | - |
| Total ESCWA | | 32,037 | 1,189 | 5,629 | 20,879 | 367 | 3,267 | 26,045 | 40,084 | 12,767 | 142,264 |

II-7-7
 واردات عمان ضمن المنطقة حسب أقسام التصنيف الدولي
 Intraregional Imports of Oman by SITC Sections
 1980

| Country | Section | الف دولار أمريكي | | | | | | | | Total (0-9) | البلد | |
|--------------------|---------|------------------|-------|--------|---------|-----|-------|--------|--------|----------------|---------|--------------------------|
| | | 0 | 1 | 2 | 3 | 4 | 5 | 6 | 7 | | | 8 |
| Bahrain | | 36 | 69 | - | 74,234 | - | 19 | 591 | 1,622 | 255 | 76,940 | البحرين |
| Egypt | | 203 | 18 | 121 | - | - | 49 | 21 | - | 117 | 529 | مصر |
| Iraq | | - | - | - | - | - | 1 | - | - | 1 | 3 | العراق |
| Jordan | | - | - | - | - | - | 182 | 0 | - | 161 | 343 | الأردن |
| Kuwait | | 929 | 1,318 | 21 | 3,072 | 3 | 99 | 65 | 896 | 295 | 6,730 | الكويت |
| Lebanon | | 1,071 | 124 | 17 | - | 1 | 264 | 968 | 193 | 506 | 3,147 | لبنان |
| Qatar | | - | - | - | 14 | - | 11 | 959 | 215 | 25 | 1,230 | قطر |
| Saudi Arabia | | 47 | 1 | - | - | - | - | 23 | 386 | 59 | 522 | السعودية |
| Syria | | 5 | - | 0 | - | - | - | - | 61 | 2 | 70 | سوريا |
| U A E | | 62,385 | 4,621 | 9,849 | 80,228 | 673 | 8,496 | 59,325 | 49,284 | 21,184 | 299,566 | الإمارات العربية المتحدة |
| Yemen | | - | - | - | - | - | - | - | - | - | - | اليمن |
| Yemen A R (former) | | - | - | - | - | - | - | - | - | 81 | 81 | ع ا اليمنية سابقا |
| Dem Yemen (former) | | - | - | - | - | - | - | - | - | - | - | اليمن الديمقراطية سابقا |
| Total ESCWA | | 64,675 | 6,150 | 10,008 | 157,548 | 677 | 9,121 | 61,950 | 52,656 | 22,687 | 389,160 | إجمالي المنطقة |

II-7-7
واردات عمان حسب المنطقة حسب اقسام التصنيف الدولي
Intraregional Imports of Oman by SITC Sections
1985

| Country | Section | 000' US \$ | | | | | | | | Total (0-9) | القسم البلد | |
|--------------------|---------|------------|-------|--------|--------|--------|---------|---------|---------|----------------|--------------------------|------------------------|
| | | 0 | 1 | 2 | 3 | 4 | 5 | 6 | 7 | | | 8 |
| Bahrain | - | - | - | - | 11,472 | - | - | 610 | 1,677 | 262 | 14,136 | البحرين |
| Egypt | - | - | 133 | - | - | - | 114 | 271 | - | - | 661 | مصر |
| Iraq | - | - | - | - | - | - | 100 | - | - | - | 101 | العراق |
| Jordan | - | - | - | - | - | - | - | 621 | - | - | 751 | الأردن |
| Kuwait | - | 230 | - | - | - | - | 203 | 3,722 | 1,494 | 740 | 6,522 | الكويت |
| Lebanon | 460 | - | - | - | - | - | 406 | - | - | 443 | 1,439 | لبنان |
| Qatar | - | - | - | - | - | - | - | 23,620 | 621 | 187 | 24,592 | قطر |
| Saudi Arabia | 961 | 523 | 142 | - | - | - | 2,354 | 2,302 | 1,191 | 700 | 8,235 | السعودية |
| Syria | - | - | - | - | - | - | - | - | - | - | 179 | سوريا |
| U A E | 122,489 | 14,784 | 4,750 | 25,401 | 2,796 | 21,856 | 165,494 | 190,897 | 115,305 | 665,165 | الإمارات العربية المتحدة | |
| Yemen | - | - | - | - | - | - | - | - | - | - | - | اليمن |
| Yemen A R (former) | - | - | - | - | - | - | - | - | - | - | - | C و اليمن سابقا |
| Dem Yemen (former) | - | - | - | - | - | - | - | - | - | - | - | اليمن الديمقراطي سابقا |
| Total ESCWA | 123,910 | 15,537 | 5,025 | 36,873 | 2,796 | 25,711 | 195,962 | 195,880 | 117,637 | 721,781 | مجموع المنطقة | |

II-7-7
 واردات عمان حسب اقسام التصيب الدولي
 Intraregional Imports of Oman by SITC Sections
 1990

| Country | Section | | | | | | | | | Total (0-9) | القسم القيمة |
|--------------|---------|--------|--------|--------|-----|--------|---------|---------|--------|----------------|--------------------------|
| | 0 | 1 | 2 | 3 | 4 | 5 | 6 | 7 | 8 | | |
| Bahrain | - | - | 1,346 | 17,416 | - | - | 852 | 3,290 | 946 | 24,287 | البحرين |
| Egypt | 207 | - | - | - | - | 484 | 298 | 2,265 | 182 | 3,461 | مصر |
| Iraq | - | - | - | - | - | - | - | - | - | - | العراق |
| Jordan | - | - | - | - | - | 1,450 | 155 | 156 | 189 | 1,970 | الأردن |
| Kuwait | 561 | - | - | - | - | 334 | 3,292 | 2,910 | 671 | 7,846 | الكويت |
| Lebanon | - | - | - | - | - | - | - | - | 171 | 354 | لبنان |
| Qatar | - | - | - | - | - | 829 | 6,429 | 2,981 | - | 10,402 | قطر |
| Saudi Arabia | 8,953 | 702 | 205 | 242 | 494 | 12,891 | 22,488 | 10,699 | 1,237 | 58,152 | السعودية |
| Syria | - | - | - | - | - | 469 | - | - | 238 | 871 | سوريا |
| U A E | 160,328 | 19,203 | 9,460 | 40,786 | 428 | 27,136 | 133,037 | 113,816 | 75,553 | 621,863 | الإمارات العربية المتحدة |
| Yemen | - | - | - | - | - | - | - | - | - | - | اليمن |
| Total ESCWA | 170,049 | 19,905 | 11,011 | 58,444 | 922 | 43,593 | 166,551 | 136,117 | 79,187 | 729,206 | المجموع الإقليمي |

II-7-7
 واردات عمان حسب المنطقة حسب القسم التصنيف الدولي
 Intraregional Imports of Oman by SITC Sections
 1991

| Country | Section | 000' US \$ | | | | | | | | Total (0-9) | القسم البلد | |
|--------------|---------|------------|--------|--------|--------|--------|---------|---------|--------|----------------|--------------------------|---------|
| | | 0 | 1 | 2 | 3 | 4 | 5 | 6 | 7 | | | 8 |
| Bahrain | - | - | - | 1,266 | 13,248 | - | - | 1,052 | 2,618 | 859 | 19,324 | البحرين |
| Egypt | 285 | 351 | - | - | - | 707 | 1,352 | 3,582 | 413 | 6,754 | مصر | |
| Iraq | - | - | - | - | - | - | - | - | - | - | - | العراق |
| Jordan | - | - | - | - | - | 1,140 | - | 724 | 124 | 2,059 | الأردن | |
| Kuwait | - | - | - | - | - | - | - | 465 | 218 | 831 | الكويت | |
| Lebanon | - | - | - | - | - | 111 | - | - | - | 352 | لبنان | |
| Qatar | - | - | - | - | - | 585 | 12,162 | 864 | - | 13,725 | قطر | |
| Saudi Arabia | 8,716 | 947 | 331 | 378 | 602 | 16,084 | 36,735 | 18,703 | 1,243 | 83,769 | السعودية | |
| Syria | - | - | - | - | - | - | - | 124 | - | 170 | سوريا | |
| U A E | 169,617 | 85,552 | 9,896 | 28,954 | 308 | 36,207 | 167,082 | 150,707 | 83,363 | 808,414 | الإمارات العربية المتحدة | |
| Yemen | 856 | - | - | - | - | - | - | - | - | 864 | اليمن | |
| Total ESCWA | 179,474 | 86,850 | 11,493 | 42,580 | 910 | 54,834 | 218,383 | 177,787 | 86,572 | 936,493 | مجموع المنطقة | |

II-7.7
ورزاق على من المبدأ مع أقسام التصفيف الدولي
Intraregional Imports of Oman by SITC Sections
1992

| Country | Section | 000' US \$ | | | | | | | | | Total (0-9) | القسم المجموع |
|--------------|---------|------------|--------|--------|--------|--------|---------|---------|--------|-----------|--------------------------|------------------|
| | | 0 | 1 | 2 | 3 | 4 | 5 | 6 | 7 | 8 | | |
| Bahrain | - | - | - | 1,162 | 21,144 | 171 | 107 | 892 | 3,395 | 1,013 | 27,990 | البحرين |
| Egypt | 342 | 378 | - | - | - | - | 801 | 777 | 1,720 | 503 | 4,571 | مصر |
| Iraq | - | - | - | - | - | - | - | - | - | - | - | العراق |
| Jordan | 105 | - | - | - | - | - | 1,499 | - | - | 139 | 1,911 | الأردن |
| Kuwait | 176 | - | - | - | - | - | 278 | 1,102 | 2,247 | 472 | 4,485 | الكويت |
| Lebanon | 616 | - | - | - | - | - | 279 | 180 | - | 721 | 1,814 | لبنان |
| Qatar | - | - | - | - | - | - | 788 | 7,768 | 621 | 147 | 9,364 | قطر |
| Saudi Arabia | 7,965 | 1,037 | 344 | 11,283 | 1,531 | 16,188 | 18,753 | 15,965 | 1,946 | 75,062 | السعودية | |
| Syria | 332 | - | - | - | - | - | - | - | - | - | 379 | سوريا |
| U A E | 193,467 | 147,881 | 21,449 | 28,126 | 863 | 46,648 | 207,671 | 204,350 | 92,327 | 1,053,153 | الإمارات العربية المتحدة | |
| Yemen | 448 | - | - | - | - | - | - | - | - | - | 457 | اليمن |
| Total ESCWA | 203,451 | 149,296 | 22,955 | 60,553 | 2,565 | 66,588 | 237,143 | 228,298 | 97,268 | 1,179,186 | المجموع الإقليمي | |

II-7-7
 واردات عمان حسب المنطقة حسب القسم التصنيف الدولي
 Intraregional Imports of Oman by SITC Sections
 1993

| Country | Section | | | | | | | | | Total (0-9) | القسم الاسمي |
|--------------|---------|---------|--------|---------|-------|--------|---------|---------|--------|----------------|--------------------------|
| | 0 | 1 | 2 | 3 | 4 | 5 | 6 | 7 | 8 | | |
| Bahrain | 194 | - | 502 | 60,602 | 417 | 325 | 1,060 | 6,315 | 1,107 | 70,834 | البحرين |
| Egypt | 648 | 123 | - | - | - | 641 | 1,414 | 167 | 554 | 3,755 | مصر |
| Iraq | - | - | - | - | - | - | - | - | - | - | العراق |
| Jordan | 495 | - | - | - | - | 2,072 | 166 | 320 | 416 | 3,484 | الأردن |
| Kuwait | 549 | - | - | 165 | - | 301 | 2,612 | 3,777 | 920 | 8,389 | الكويت |
| Lebanon | 577 | - | - | - | - | 297 | 326 | 117 | 660 | 1,987 | لبنان |
| Qatar | - | - | - | - | - | 691 | 6,625 | 626 | 108 | 8,122 | قطر |
| Saudi Arabia | 10,021 | 868 | 248 | 15,125 | 2,337 | 17,854 | 21,432 | 17,483 | 2,359 | 87,739 | السعودية |
| Syria | 288 | - | - | - | - | - | - | 4,160 | 117 | 4,589 | سوريا |
| U A E | 208,164 | 169,731 | 33,097 | 36,815 | 1,023 | 73,848 | 254,338 | 208,719 | 86,897 | 1,154,039 | الإمارات العربية المتحدة |
| Yemen | 747 | - | - | - | - | - | - | 512 | - | 1,290 | اليمن |
| Total ESCWA | 221,683 | 170,722 | 33,847 | 112,707 | 3,777 | 96,029 | 287,973 | 242,196 | 93,138 | 1,344,228 | مجموع المنطقة |

II-7-7
واردات عمان من المنطقة حسب القسم التصنيف الدولي
Intraregional Imports of Oman by SITC Sections
1994

| Country | Section | 000' US \$ | | | | | | | | Total (0-9) | القسم (0-9) | البلد المصدر |
|--------------|---------|------------|---------|--------|--------|-------|--------|---------|---------|----------------|----------------|--------------------------|
| | | 0 | 1 | 2 | 3 | 4 | 5 | 6 | 7 | | | |
| Bahrain | | 309 | - | 977 | - | 1,568 | 642 | 1,253 | 6,439 | 2,485 | 13,789 | السعودية |
| Egypt | | 616 | - | - | - | - | 584 | 737 | 198 | 540 | 2,780 | مصر |
| Iraq | | - | - | - | - | - | - | - | - | - | - | العراق |
| Jordan | | 156 | - | - | - | - | 1,264 | 315 | 151 | 256 | 2,185 | الأردن |
| Kuwait | | 977 | - | - | 114 | - | 304 | 1,874 | 3,706 | 1,370 | 8,419 | الكويت |
| Lebanon | | 268 | - | - | - | - | 124 | - | 490 | 259 | 1,222 | لبنان |
| Qatar | | - | - | - | - | - | 817 | 4,311 | 614 | - | 5,873 | قطر |
| Saudi Arabia | | 12,356 | 1,094 | 308 | 1,697 | 2,246 | 24,941 | 24,179 | 27,087 | 3,218 | 97,171 | السعودية |
| Syria | | 750 | - | - | - | - | - | - | - | 161 | 1,238 | سوريا |
| U A E | | 210,789 | 198,750 | 16,716 | 27,686 | 1,125 | 60,565 | 223,696 | 185,639 | 85,685 | 1,139,405 | الإمارات العربية المتحدة |
| Yemen | | 1,894 | - | 170 | - | - | - | - | 300 | - | 2,369 | اليمن |
| Total ESCWA | | 228,115 | 199,844 | 18,171 | 29,497 | 4,939 | 89,241 | 256,365 | 224,624 | 93,974 | 1,274,452 | المجموع الإجمالي |

II-7-7
 واردات عمان حسب المنطقة حسب اقسام التصنيف الدولي
 Intraregional Imports of Oman by SITC Sections
 1995

| Country | Section | | | | | | | | | Total (0-9) | القسم الاجمالي |
|--------------|---------|---------|--------|--------|-------|--------|---------|---------|--------|----------------|--------------------------|
| | 0 | 1 | 2 | 3 | 4 | 5 | 6 | 7 | 8 | | |
| Bahrain | 685 | 99 | 1,757 | 128 | 2,666 | 570 | 1,968 | 7,200 | 3,658 | 19,126 | البحرين |
| Egypt | 884 | 167 | 50 | 15 | - | 892 | 782 | 413 | 594 | 3,843 | مصر |
| Iraq | - | - | - | - | - | - | - | - | - | - | العراق |
| Jordan | 155 | - | 88 | - | - | 1,767 | 255 | 665 | 360 | 3,321 | الأردن |
| Kuwait | 855 | 78 | - | 41 | - | 217 | 2,465 | 4,474 | 1,431 | 9,583 | الكويت |
| Lebanon | 287 | 39 | - | - | 1 | 211 | 230 | 182 | 363 | 1,323 | لبنان |
| Qatar | 16 | 3 | 11 | 3,864 | - | 1,057 | 9,314 | 483 | 108 | 14,873 | قطر |
| Saudi Arabia | 14,376 | 942 | 992 | 12,015 | 3,948 | 33,457 | 60,742 | 30,186 | 4,942 | 161,709 | السعودية |
| Syria | 172 | - | - | - | - | 127 | 396 | 2,214 | 274 | 3,209 | سوريا |
| U A E | 175,722 | 186,037 | 14,212 | 36,235 | 2,599 | 48,538 | 193,915 | 146,204 | 83,699 | 1,012,335 | الإمارات العربية المتحدة |
| Yemen | 1,107 | - | - | 9 | - | - | - | 82 | 365 | 1,565 | اليمن |
| Total ESCWA | 194,259 | 187,365 | 17,110 | 52,307 | 9,214 | 86,836 | 270,067 | 192,103 | 95,794 | 1,230,887 | مجموع المنطقة |

II-7-7
 ولادات عمل عمان حسب اقسام التصريف الدولي
 Intraregional Imports of Oman by SITC Sections
 1996

| Country | Section | 000' US \$ | | | | | | | | Total (0-9) | القسم (0-9) | |
|--------------|---------|------------|---------|--------|--------|-------|---------|---------|---------|----------------|----------------|--------------------------|
| | | 0 | 1 | 2 | 3 | 4 | 5 | 6 | 7 | | | 8 |
| Bahrain | | 743 | 100 | 1,615 | 5,451 | 3,309 | 703 | 5,407 | 9,538 | 2,983 | 30,234 | البحرين |
| Egypt | | 1,035 | 36 | 28 | 18 | 3 | 1,240 | 529 | 223 | 1,590 | 4,723 | مصر |
| Iraq | | | | | | | | | | | | العراق |
| Jordan | | 666 | | 55 | | 1 | 1,802 | 420 | 215 | 379 | 3,542 | الأردن |
| Kuwait | | 954 | 53 | 2 | 16 | 23 | 306 | 2,243 | 5,688 | 544 | 9,841 | الكويت |
| Lebanon | | 472 | 39 | 100 | | | 222 | 53 | 376 | 254 | 1,516 | لبنان |
| Qatar | | 50 | 2 | 7 | | 2 | 1,084 | 12,479 | 593 | 955 | 15,191 | قطر |
| Saudi Arabia | | 16,304 | 1,331 | 592 | 1,458 | 766 | 34,075 | 57,944 | 24,030 | 3,959 | 140,505 | السعودية |
| Syria | | 363 | | | | | 87 | 64 | 92 | 268 | 905 | سوريا |
| U A E | | 205,577 | 149,064 | 11,665 | 28,689 | 3,532 | 61,933 | 198,815 | 201,326 | 90,183 | 1,086,754 | الإمارات العربية المتحدة |
| Yemen | | 1,358 | | | | | 11 | 4 | 15 | 2 | 1,394 | اليمن |
| Total ESCWA | | 227,522 | 150,625 | 14,064 | 35,632 | 7,636 | 101,463 | 277,958 | 242,096 | 101,117 | 1,294,606 | مجموع الاقاليم |

II-7-7
 واردات عمان من المنطقة حسب اقسام التصنيف الدولي
 Intraregional Imports of Oman by SITC Sections
 1997

| Country | Section | 000' US \$ | | | | | | | | Total (0-9) | الف دولار امريكى |
|--------------------|---------|------------|---|---|---|---|---|---|---|------------------|-------------------------|
| | | 0 | 1 | 2 | 3 | 4 | 5 | 6 | 7 | | |
| Bahrain | | | | | | | | | | 38,780 | الف دولار امريكى |
| Egypt | | | | | | | | | | 5,404 | الف دولار امريكى |
| Iraq | | | | | | | | | | - | الف دولار امريكى |
| Jordan | | | | | | | | | | 3,581 | الف دولار امريكى |
| Kuwait | | | | | | | | | | 10,746 | الف دولار امريكى |
| Lebanon | | | | | | | | | | 1,912 | الف دولار امريكى |
| Qatar | | | | | | | | | | 8,086 | الف دولار امريكى |
| Saudi Arabia | | | | | | | | | | 183,363 | الف دولار امريكى |
| Syria | | | | | | | | | | 1,215 | الف دولار امريكى |
| U A E | | | | | | | | | | 1,217,277 | الف دولار امريكى |
| Yemen | | | | | | | | | | 2,744 | الف دولار امريكى |
| Total ESCWA | | | | | | | | | | 1,473,108 | الف دولار امريكى |

II-7-8
 واردات قطر من المنطقة حسب أقسام التصنيف الدولي
 Intraregional Imports of Qatar by SITC Sections
 1975

| Country | Section | 000' US \$ | | | | | | | | Total القسم (0-9) | البلد | |
|--------------------|---------|------------|-------|-----|-----|-----|-------|-------|--------|-------------------------|--------|--------------------------|
| | | 0 | 1 | 2 | 3 | 4 | 5 | 6 | 7 | | | 8 |
| Bahrain | | 1,446 | 81 | 143 | 81 | 12 | 103 | 668 | 1,287 | 953 | 4,779 | البحرين |
| Egypt | | 27 | 8 | - | - | - | 137 | 19 | - | 28 | 219 | مصر |
| Iraq | | 8 | - | 2 | - | - | - | 16 | 111 | 6 | 143 | العراق |
| Jordan | | 1,444 | 4 | - | - | 18 | 26 | 26 | 10 | 30 | 1,556 | الأردن |
| Kuwait | | 858 | 46 | 132 | 34 | 1 | 404 | 1,997 | 4,200 | 1,544 | 9,266 | الكويت |
| Lebanon | | 5,415 | 136 | 323 | 141 | 197 | 518 | 2,336 | 4,119 | 2,390 | 16,080 | لبنان |
| Oman | | - | - | 46 | - | - | - | - | - | - | 46 | عمان |
| Saudi Arabia | | 3,509 | 20 | 46 | 215 | 3 | 147 | 333 | 1,365 | 515 | 6,153 | السعودية |
| Syria | | 723 | - | 139 | - | - | - | 28 | 1,033 | 313 | 2,236 | سوريا |
| U A E | | 1,796 | 901 | 118 | 82 | 114 | 794 | 2,759 | 4,355 | 1,392 | 12,310 | الإمارات العربية المتحدة |
| Yemen | | - | - | - | - | - | - | - | - | - | - | اليمن |
| Yemen A R (former) | | - | - | - | - | - | - | - | - | - | - | ع. ا. العربية سابقا |
| Dem Yemen (former) | | - | - | - | - | - | - | - | - | - | - | اليمن الديمقراطية سابقا |
| Total ESCWA | | 15,226 | 1,196 | 949 | 553 | 345 | 2,129 | 8,182 | 16,480 | 7,171 | 52,788 | مجموع المنطقة |

II-7-8
واردات قطر حسب المنطقة حسب أقسام التصنيف الدولي
Intraregional Imports of Qatar by SITC Sections
1980

| Country | Section | 000' US \$ | | | | | | | | Total (0-9) | القسم البلد | |
|--------------------|---------|------------|-------|-------|-----|----|-------|--------|--------|----------------|----------------|---------------------------|
| | | 0 | 1 | 2 | 3 | 4 | 5 | 6 | 7 | | | 8 |
| Bahrain | | 1,363 | 68 | 179 | - | 2 | 357 | 3,131 | 860 | 610 | 6,737 | البحرين |
| Egypt | | 589 | 76 | - | - | - | 386 | 384 | 143 | 81 | 1,658 | مصر |
| Iraq | | 1,650 | - | - | - | - | 26 | 42 | - | - | 1,719 | العراق |
| Jordan | | 6,926 | 16 | 78 | - | 11 | 420 | 111 | 226 | 361 | 8,193 | الأردن |
| Kuwait | | 1,584 | 172 | 94 | 239 | - | 2,337 | 3,586 | 3,909 | 2,423 | 15,038 | الكويت |
| Lebanon | | 8,775 | 481 | 149 | 4 | 25 | 1,009 | 1,192 | 753 | 1,574 | 14,265 | لبنان |
| Oman | | 242 | 29 | - | - | - | - | 29 | 229 | 2 | 531 | عمان |
| Saudi Arabia | | 1,535 | 23 | 104 | 161 | - | 384 | 848 | 6,397 | 219 | 9,943 | السعودية |
| Syria | | 7,661 | 47 | 2 | - | - | 9 | 177 | 157 | 277 | 8,570 | سوريا |
| U A E | | 2,527 | 718 | 1,002 | 333 | 9 | 3,847 | 12,911 | 5,525 | 7,809 | 42,285 | الإمارات العربية المتحدة |
| Yemen | | - | - | - | - | - | - | - | - | - | - | اليمن |
| Yemen A R (former) | | - | - | - | - | - | - | - | - | - | - | اليمن السابقة |
| Dem Yemen (former) | | - | - | - | - | - | - | - | - | - | - | اليمن الديمقراطية السابقة |
| Total ESCWA | | 32,851 | 1,629 | 1,608 | 736 | 47 | 8,776 | 22,409 | 18,199 | 13,354 | 108,939 | مجموع الإسكوا |

II-7-8
 واردات قطر من المنطقة حسب القسم التصنيف الدولي
 Intraregional Imports of Qatar by SITC Sections
 1985

| Country | Section | 000' US \$ | | | | | | | | Total القسم (0-9) | الف دولار أمريكي | |
|--------------------|---------|------------|-------|-------|-------|-----|-------|--------|-------|-------------------------|------------------|--------------------------|
| | | 0 | 1 | 2 | 3 | 4 | 5 | 6 | 7 | | | 8 |
| Bahrain | | 141 | 10 | 13 | 2 | 4 | 42 | 1,380 | 221 | 233 | 2,045 | البحرين |
| Egypt | | 1,269 | 89 | 27 | - | - | 179 | 72 | 2 | 85 | 1,723 | مصر |
| Iraq | | 33 | - | 4 | - | - | - | 11 | 23 | 6 | 76 | العراق |
| Jordan | | 7,318 | - | 309 | - | 8 | 509 | 20 | 69 | 100 | 8,333 | الأردن |
| Kuwait | | 358 | 25 | 90 | 19 | - | 245 | 3,198 | 210 | 501 | 4,645 | الكويت |
| Lebanon | | 6,529 | 66 | 105 | - | 24 | 394 | 895 | 166 | 914 | 9,104 | لبنان |
| Oman | | 1,656 | 28 | 22 | - | - | 56 | 164 | 21 | 28 | 1,974 | عمان |
| Saudi Arabia | | 4,661 | 5,046 | 259 | 90 | 73 | 1,717 | 4,618 | 343 | 452 | 17,259 | السعودية |
| Syria | | 7,771 | - | 55 | - | 1 | - | 56 | 3 | 100 | 7,984 | سوريا |
| U A E | | 3,550 | 1,966 | 595 | 2,100 | 39 | 3,813 | 10,694 | 2,392 | 4,890 | 30,039 | الإمارات العربية المتحدة |
| Yemen | | - | - | - | - | - | - | - | - | - | - | اليمن |
| Yemen A R (former) | | - | - | - | - | - | - | - | - | - | - | C ع اليمن سابقا |
| Dem Yemen (former) | | - | - | - | - | - | - | - | - | - | - | اليمن الديمقراطي سابقا |
| Total ESCWA | | 33,286 | 7,229 | 1,477 | 2,212 | 148 | 6,954 | 21,107 | 3,450 | 7,308 | 83,183 | مجموع المنطقة |

II-7-8
 واردات قطر من المنطقة حسب أقسام التصنيف الدولي
 Intraregional Imports of Qatar by SITC Sections
 1990

| Country | Section | | | | | | | | | Total (0-9) | القسم البلد |
|--------------------|---------|-------|--------|-------|-------|--------|--------|--------|--------|----------------|---------------------------|
| | 0 | 1 | 2 | 3 | 4 | 5 | 6 | 7 | 8 | | |
| Bahrain | 522 | 16 | 10,818 | 2 | 3 | 62 | 2,932 | 818 | 1,024 | 16,201 | البحرين |
| Egypt | 2,693 | 312 | 107 | - | 3 | 1,160 | 1,013 | 35 | 687 | 6,027 | مصر |
| Iraq | 160 | - | 7 | - | - | 13 | 31 | 10 | 3 | 224 | العراق |
| Jordan | 6,664 | - | 141 | - | 52 | 972 | 973 | 367 | 155 | 9,334 | الأردن |
| Kuwait | 958 | 35 | 15 | 39 | - | 868 | 2,054 | 1,456 | 1,441 | 6,883 | الكويت |
| Lebanon | 6,163 | 41 | 156 | - | 77 | 292 | 514 | 98 | 1,479 | 8,819 | لبنان |
| Oman | 1,288 | 100 | 39 | 88 | 22 | 350 | 745 | 535 | 127 | 3,928 | عمان |
| Saudi Arabia | 18,153 | 2,148 | 760 | 2,616 | 1,837 | 7,178 | 25,422 | 7,008 | 3,671 | 68,875 | السعودية |
| Syria | 25,573 | - | 31 | 13 | 11 | 64 | 654 | 37 | 910 | 27,324 | سوريا |
| U A E | 6,183 | 1,837 | 1,399 | 4,707 | 840 | 7,614 | 14,562 | 6,077 | 7,062 | 50,312 | الإمارات العربية المتحدة |
| Yemen | 1,894 | - | - | - | - | 13 | 3 | - | - | 1,910 | اليمن |
| Yemen A R (former) | - | - | - | - | - | - | - | - | - | - | اليمن السابقة |
| Dem Yemen (former) | - | - | - | - | - | - | - | - | - | - | اليمن الديمقراطية السابقة |
| Total ESCWA | 70,251 | 4,489 | 13,473 | 7,465 | 2,845 | 18,586 | 48,903 | 16,441 | 16,559 | 199,827 | مجموع الإسكوا |

II-7-8
 واردات قطر من المنطقة حسب اقسام التصنيف الدولي
 Intraregional Imports of Qatar by SITC Sections
 1991

000' US \$

| Country | Section | 0 | 1 | 2 | 3 | 4 | 5 | 6 | 7 | 8 | Total (0-9) | القسم |
|--------------|---------|--------|-------|--------|-------|-------|--------|--------|--------|--------|----------------|--------------------------|
| Bahrain | | 315 | - | 13,594 | - | 778 | 698 | 3,854 | 576 | 3,409 | 23,231 | البحرين |
| Egypt | | 4,108 | 301 | - | - | - | 1,144 | 1,349 | 277 | 894 | 8,154 | مصر |
| Iraq | | - | - | - | - | - | - | - | - | - | - | العراق |
| Jordan | | 17,838 | - | - | - | - | 333 | 705 | 269 | - | 19,391 | الأردن |
| Kuwait | | - | - | - | - | - | 565 | 191 | 104 | 172 | 1,139 | الكويت |
| Lebanon | | 6,778 | - | - | - | - | 353 | 1,133 | 241 | 2,201 | 10,903 | لبنان |
| Oman | | 1,740 | 275 | 115 | 147 | - | 610 | 1,844 | 310 | 154 | 5,205 | عمان |
| Saudi Arabia | | 17,832 | 1,469 | 961 | 2,053 | 2,005 | 9,945 | 28,132 | 4,926 | 2,666 | 70,004 | السعودية |
| Syria | | 8,952 | - | - | - | - | 109 | 865 | - | 1,024 | 11,127 | سوريا |
| U A E | | 8,530 | 2,379 | 1,235 | 5,017 | 1,375 | 11,227 | 15,145 | 4,739 | 23,837 | 73,522 | الإمارات العربية المتحدة |
| Yemen | | 1,393 | - | - | - | - | - | - | - | - | 1,428 | اليمن |
| Total ESCWA | | 67,486 | 4,424 | 15,905 | 7,217 | 4,158 | 24,984 | 53,218 | 11,442 | 34,357 | 224,104 | مجموع المنطقة |

II-7-8
واردات قطر ضمن المنطقة حسب أقسام التصنيف الدولي
Intraregional Imports of Qatar by SITC Sections
1992

000' US \$

| Country | Section | | | | | | | | Total (0-9) | القسم القطري | |
|--------------|---------|-------|--------|-------|-------|--------|--------|--------|----------------|-----------------|--------------------------|
| | 0 | 1 | 2 | 3 | 4 | 5 | 6 | 7 | | | 8 |
| Bahrain | 608 | 88 | 11,478 | - | 2,386 | 757 | 5,801 | 2,163 | 4,137 | 27,418 | السعودية |
| Egypt | 7,679 | 313 | 122 | - | 4 | 1,971 | 4,069 | 145 | 3,362 | 17,663 | مصر |
| Iraq | | | | | | | | | | | العراق |
| Jordan | 16,474 | 23 | 127 | - | 44 | 456 | 2,623 | 271 | 249 | 20,268 | الأردن |
| Kuwait | 964 | 385 | 205 | 36 | - | 1,535 | 2,203 | 1,049 | 373 | 6,750 | الكويت |
| Lebanon | 7,342 | 18 | 20 | - | 71 | 436 | 1,047 | 132 | 2,971 | 12,036 | لبنان |
| Oman | 2,508 | 132 | 433 | 166 | 179 | 432 | 1,192 | 821 | 198 | 6,060 | عمان |
| Saudi Arabia | 17,927 | 1,209 | 1,038 | 2,403 | 1,111 | 10,603 | 21,574 | 10,842 | 5,756 | 72,469 | السعودية |
| Syria | 8,567 | - | 28 | 79 | 13 | 60 | 816 | 128 | 1,295 | 10,985 | سوريا |
| U A E | 7,226 | 3,426 | 6,288 | 6,905 | 1,512 | 12,620 | 23,344 | 8,031 | 32,331 | 101,763 | الإمارات العربية المتحدة |
| Yemen | 188 | - | - | - | 1 | 1 | 1 | - | 7 | 196 | اليمن |
| Total ESCWA | 69,482 | 5,591 | 19,738 | 9,589 | 5,320 | 28,870 | 62,669 | 23,582 | 50,677 | 275,607 | مجموع المنطقة |

II-7-8
واردات قطر من المنطقة حسب أقسام التسييف الدولي
Intraregional Imports of Qatar by SITC Sections
1993

| Country | Section | 000 US \$ | | | | | | | | | Total (0-9) | القسم (0-9) | الدولة المرسل إليها |
|--------------|---------|-----------|-------|--------|--------|-------|--------|--------|--------|--------|----------------|------------------------|------------------------|
| | | 0 | 1 | 2 | 3 | 4 | 5 | 6 | 7 | 8 | | | |
| Bahrain | | 780 | 62 | 4,129 | - | 2,589 | 1,217 | 4,075 | 712 | 6,001 | 19,565 | البحرين | |
| Egypt | | 6,599 | 283 | 131 | - | 2 | 1,467 | 2,363 | 200 | 3,141 | 14,190 | مصر | |
| Iraq | | | | | | | | | | | | العراق | |
| Jordan | | 16,572 | 5 | 250 | - | 127 | 1,525 | 1,001 | 377 | 231 | 20,088 | الأردن | |
| Kuwait | | 671 | 107 | 105 | 20 | 28 | 2,019 | 4,668 | 2,597 | 564 | 10,777 | الكويت | |
| Lebanon | | 5,503 | 28 | 48 | - | 95 | 631 | 1,401 | 313 | 3,225 | 11,245 | لبنان | |
| Oman | | 2,734 | 215 | 249 | 1,190 | 146 | 604 | 1,712 | 982 | 201 | 8,033 | عمان | |
| Saudi Arabia | | 20,742 | 1,575 | 941 | 2,143 | 1,467 | 12,533 | 29,340 | 35,822 | 4,199 | 108,788 | السعودية | |
| Syria | | 6,924 | 1 | 93 | 13 | 22 | 53 | 970 | 231 | 2,259 | 10,570 | سوريا | |
| TU A E | | 9,791 | 4,125 | 17,885 | 6,635 | 2,278 | 15,849 | 32,285 | 9,433 | 48,931 | 147,223 | الاتحاد العربية المتحد | |
| Yemen | | 207 | - | - | - | 6 | 12 | - | - | - | 225 | اليمن | |
| Total ESCWA | | 70,523 | 6,401 | 23,831 | 10,001 | 6,760 | 35,910 | 77,815 | 50,667 | 68,752 | 350,704 | مجموع المنطقة | |

11-7-8
 واردات قطر ضمن المنطقة حسب أقسام التصنيف الدولي
 Intraregional Imports of Qatar by SITC Sections
 1996

| Country | Section | | | | | | | | | Total (0-9) | القسم (0-9) |
|--------------|---------|-------|--------|--------|--------|--------|---------|--------|--------|----------------|--------------------------|
| | 0 | 1 | 2 | 3 | 4 | 5 | 6 | 7 | 8 | | |
| Bahrain | 755 | 132 | 17,965 | | 3,864 | 1,043 | 5,478 | 1,528 | 5,119 | 35,904 | السعودية |
| Egypt | 4,343 | 140 | 334 | 22 | 1 | 1,134 | 1,154 | 280 | 2,227 | 9,660 | مصر |
| Iraq | | | | | | | | | | 0 | العراق |
| Jordan | 5,890 | | 189 | | 430 | 2,186 | 1,223 | 681 | 389 | 10,998 | الأردن |
| Kuwait | 1,489 | 141 | 126 | 285 | 77 | 1,928 | 7,011 | 3,359 | 759 | 15,195 | الكويت |
| Lebanon | 2,992 | 19 | 44 | | 179 | 654 | 1,021 | 178 | 1,750 | 6,839 | لبنان |
| Oman | 2,461 | 142 | 873 | 1,459 | 99 | 343 | 1,741 | 2,642 | 1,522 | 11,283 | عمان |
| Saudi Arabia | 29,118 | 1,077 | 1,790 | 2,171 | 1,925 | 23,287 | 71,047 | 48,502 | 7,211 | 186,165 | السعودية |
| Syria | 3,783 | | 52 | | 2 | 2 | 417 | 55 | 1,261 | 5,573 | سوريا |
| U A E | 13,512 | 6,503 | 2,370 | 7,025 | 5,293 | 21,509 | 46,040 | 13,122 | 23,131 | 138,558 | الإمارات العربية المتحدة |
| Yemen | 948 | 5 | 22 | | 2 | 27 | 15 | | 3 | 1,023 | اليمن |
| Total ESCWA | 65,292 | 8,160 | 23,764 | 10,962 | 11,871 | 52,113 | 135,146 | 70,348 | 43,373 | 421,197 | مجموع المنطقة |

II-7-8
 واردات قطر ضمن المنطقة حسب اقسام التصنيف الدولي
 Intraregional Imports of Qatar by SITC Sections
 1997

| Country | Section | | | | | | | | Total (0-9) | القسم (0-9) | الدولة المرتبطة |
|--------------|---------|-------|--------|--------|--------|--------|---------|--------|----------------|----------------|--------------------------|
| | 0 | 1 | 2 | 3 | 4 | 5 | 6 | 7 | | | |
| Bahrain | 509 | 195 | 20,724 | 1,730 | 1,522 | 1,036 | 6,197 | 1,628 | 5,269 | 38,812 | البحرين |
| Egypt | 4,351 | 150 | 48 | | 4 | 1,082 | 1,255 | 367 | 2,112 | 9,372 | مصر |
| Iraq | | | | | | | | | | 0 | العراق |
| Jordan | 9,471 | | 59 | | 41 | 1,878 | 1,297 | 828 | 261 | 13,837 | الأردن |
| Kuwait | 1,474 | 65 | 74 | 94 | 132 | 2,185 | 6,527 | 4,773 | 879 | 16,207 | الكويت |
| Lebanon | 2,447 | 8 | 80 | | 165 | 780 | 766 | 579 | 1,517 | 6,345 | لبنان |
| Oman | 2,796 | 359 | 701 | 1,406 | 162 | 380 | 1,622 | 2,962 | 1,609 | 12,013 | عمان |
| Saudi Arabia | 44,333 | 3,161 | 2,232 | 3,787 | 4,222 | 29,642 | 75,993 | 49,073 | 8,679 | 221,140 | السعودية |
| Syria | 16,234 | | 85 | | 72 | 13 | 441 | 54 | 1,097 | 18,001 | سوريا |
| U A E | 17,805 | 5,923 | 3,321 | 8,814 | 4,142 | 21,518 | 55,367 | 14,425 | 56,136 | 187,545 | الإمارات العربية المتحدة |
| Yemen | 172 | 4 | 4 | | 0 | | 20 | 11 | 0 | 210 | اليمن |
| Total ESCWA | 99,592 | 9,865 | 27,329 | 15,831 | 10,462 | 58,514 | 149,485 | 74,700 | 77,559 | 523,481 | المجموع الإسكوا |

000 US \$

II-7-9
واردات السعودية حسب المنطقة حسب القسم التصنيف الدولي
Intraregional Imports of Saudi Arabia by SITC Sections
1975

000' US \$

| Country | Section | | | | | | | | Total (0-9) | القسم (0-9) | |
|--------------------|---------|--------|--------|-------|-------|--------|---------|---------|----------------|----------------|-------------------------------------|
| | 0 | 1 | 2 | 3 | 4 | 5 | 6 | 7 | | | 8 |
| Bahrain | 5,058 | 177 | 366 | 65 | 92 | 3,179 | 14,629 | 8,855 | 24,755 | 57,214 | البحرين |
| Egypt | 5,112 | 103 | 450 | - | - | 1,787 | 2,370 | 1,489 | 2,502 | 13,818 | مصر |
| Iraq | 1,110 | - | 76 | 1 | - | 90 | 411 | 147 | 124 | 1,962 | العراق |
| Jordan | 10,192 | 1,983 | 1,191 | 138 | 131 | 1,437 | 7,876 | 7,008 | 8,459 | 38,456 | الأردن |
| Kuwait | 19,730 | 190 | 5,545 | 378 | 178 | 9,553 | 82,428 | 48,368 | 38,454 | 204,945 | الكويت |
| Lebanon | 62,408 | 16,834 | 22,014 | 1,106 | 822 | 28,629 | 86,895 | 126,836 | 88,787 | 434,605 | لبنان |
| Oman | 17 | 0 | 2 | - | - | 0 | 28 | 218 | 57 | 322 | عمان |
| Qatar | 706 | 18 | 600 | 18 | 4 | 344 | 807 | 4,225 | 1,978 | 8,702 | قطر |
| Syria | 14,547 | 1,131 | 2,697 | 102 | 327 | 2,790 | 10,986 | 146,019 | 14,198 | 192,830 | سوريا |
| U A E | 1,505 | 219 | 884 | 7 | 3 | 458 | 6,246 | 6,038 | 4,235 | 19,603 | الإمارات العربية المتحدة البحرين |
| Yemen | | | | | | | | | | | اليمن |
| Yemen A R (former) | 1,466 | 16 | 166 | - | 1 | 35 | 460 | 755 | 93 | 2,995 | C ع العربية سابقا |
| Dem Yemen (former) | 14 | - | - | 12 | - | 1 | 134 | 443 | 36 | 640 | اليمن الديمقراطي سابقا |
| Total ESCWA | 121,865 | 20,671 | 33,990 | 1,826 | 1,557 | 48,302 | 213,269 | 350,401 | 183,678 | 976,092 | مجموع المنطقة |

II-7-9
واردات السعودية من المنطقة حسب أقسام التصنيف الدولي
IntraRegional Imports of Saudi Arabia by SITC Sections
1980

000' US \$

| Country | Section | 0 | 1 | 2 | 3 | 4 | 5 | 6 | 7 | 8 | Total (0-9) | القسم | البلد |
|--------------------|---------|---------|--------|--------|--------|-----|--------|---------|--------|---------|----------------|-------|--------------------------|
| Bahrain | | 343 | - | 9,231 | 13 | - | 1,023 | 14,692 | 1,015 | 64,165 | 90,482 | | البحرين |
| Egypt | | 44,961 | 1,048 | 2,277 | 60 | - | 6,816 | 15,484 | 4,285 | 4,902 | 79,833 | | مصر |
| Iraq | | 1,196 | 188 | 276 | - | - | 170 | 313 | 81 | 676 | 2,901 | | العراق |
| Jordan | | 66,136 | 3,634 | 1,513 | 53 | 179 | 10,915 | 27,295 | 2,337 | 10,053 | 122,115 | | الأردن |
| Kuwait | | 5,523 | - | 3,232 | 69 | 91 | 8,928 | 72,392 | 11,354 | 15,952 | 117,541 | | الكويت |
| Lebanon | | 60,142 | 13,933 | 5,931 | 47 | 303 | 32,890 | 104,066 | 43,392 | 114,043 | 374,746 | | لبنان |
| Oman | | 1,624 | 276 | - | 29 | - | 45 | 422 | 109 | 177 | 2,681 | | عمان |
| Qatar | | 116 | - | 123 | - | - | 27 | 62,528 | 163 | 499 | 63,455 | | قطر |
| Syria | | 14,252 | 979 | 917 | 14 | - | 437 | 9,383 | 9,766 | 23,412 | 59,158 | | سوريا |
| U A E | | 3,994 | 2,339 | 1,079 | 10,983 | 147 | 4,588 | 14,430 | 4,350 | 16,940 | 58,850 | | الإمارات العربية المتحدة |
| Yemen | | | | | | | | | | | | | اليمن |
| Yemen A R (former) | | 4,246 | - | 26 | - | - | - | 158 | 47 | 2,013 | 6,490 | | C و العربية سابقا |
| Dem Yemen (former) | | 483 | 1,401 | 206 | - | - | - | 23 | - | 66 | 2,179 | | اليمن الديمقراطية سابقا |
| Total ESCWA | | 203,015 | 23,798 | 24,811 | 11,267 | 721 | 65,839 | 321,186 | 76,897 | 252,897 | 980,432 | | مجموع المنطقة |

II-7-9
واردات السعودية ضمن المنطقة حسب أقسام التصنيف الدولي
Intraregional Imports of Saudi Arabia by SITC Sections
1985

000' US \$

| Country | Section | الف دولارات امريكاني | | | | | | | | Total (0-9) | القسم | الف دولارات امريكاني |
|--------------------|---------|----------------------|--------|--------|-----|---------|---------|--------|---------|----------------|--------------------------|----------------------|
| | | 0 | 1 | 2 | 3 | 4 | 5 | 6 | 7 | | | |
| Bahrain | 51 | - | 6,684 | - | - | 1,131 | 28,196 | 1,361 | 78,606 | 116,945 | البحرين | |
| Egypt | 35,938 | 4,865 | 3,229 | 31 | - | 8,575 | 4,678 | 462 | 4,621 | 64,097 | مصر | |
| Iraq | 1,148 | 29 | 286 | - | - | 8,363 | 5,434 | 40 | 288 | 16,035 | العراق | |
| Jordan | 34,446 | 2,056 | 2,198 | - | 138 | 26,968 | 25,920 | 559 | 2,785 | 97,899 | الأردن | |
| Kuwait | 9,443 | - | - | - | - | 20,817 | 76,071 | 17,005 | 17,271 | 142,953 | الكويت | |
| Lebanon | 10,794 | 501 | 130 | - | 63 | 2,863 | 7,559 | 4,259 | 45,383 | 74,020 | لبنان | |
| Oman | 7,628 | 57 | - | - | - | 237 | 134 | 274 | - | 8,601 | عمان | |
| Qatar | 34 | 96 | - | - | - | 14,193 | 46,756 | 369 | 226 | 62,026 | قطر | |
| Syria | 9,424 | 56 | 941 | - | - | 264 | 1,767 | 790 | 9,321 | 25,178 | سوريا | |
| TU A E | 18,712 | 1,533 | 291 | - | - | 22,288 | 29,108 | 3,895 | 75,959 | 168,674 | الإمارات العربية المتحدة | |
| Yemen | | | | | | | | | | | اليمن | |
| Yemen A R (former) | 8,289 | 517 | 1,632 | - | - | 30 | - | - | - | 10,942 | ع.ع. العربية سابقا | |
| Dem Yemen (former) | 1,018 | 58 | - | - | - | - | - | - | - | 1,144 | اليمن الديمقراطية سابقا | |
| Total ESCWA | 136,925 | 9,768 | 15,391 | 14,989 | 200 | 105,728 | 225,622 | 29,013 | 234,460 | 788,516 | مجموع المنطقة | |

II-7-9
 واردات السعودية من المنطقة حسب اقسام التصنيع الدولي
 Intraregional Imports of Saudi Arabia by SITC Sections
 1991

000' US \$

| Country | Section | | | | | | | | | Total (0-9) | الاقسام | البلد |
|-------------|---------|--------|--------|-------|----|---------|---------|--------|--------|----------------|---------|--------------------------|
| | 0 | 1 | 2 | 3 | 4 | 5 | 6 | 7 | 8 | | | |
| Bahrain | 11,187 | 60 | 175 | - | - | 5,037 | 77,153 | 3,612 | 3,564 | 104,201 | | البحرين |
| Egypt | 50,826 | 7,583 | 4,153 | 461 | - | 9,449 | 28,962 | 7,583 | 25,825 | 147,080 | | مصر |
| Iraq | - | - | 86 | - | - | - | - | - | - | 145 | | العراق |
| Jordan | 6,576 | 148 | - | - | - | 2,764 | 912 | 225 | 2,886 | 13,509 | | الأردن |
| Kuwait | 431 | - | 31 | - | - | 1,057 | 1,087 | 1,232 | 241 | 5,430 | | الكويت |
| Lebanon | 60,669 | 598 | 711 | - | - | 2,938 | 28,186 | 3,311 | 15,487 | 121,691 | | لبنان |
| Oman | 10,266 | 453 | 496 | - | - | 5,377 | 8,666 | - | 558 | 26,759 | | عمان |
| Qatar | 467 | 1,091 | - | - | - | 24,076 | 334 | - | 643 | 56,204 | | قطر |
| Syria | 206,967 | - | 1,938 | 61 | 52 | 2,667 | 16,364 | 1,024 | 15,226 | 249,726 | | سوريا |
| U A E | 45,470 | 7,285 | 9,036 | 1,771 | - | 51,372 | 67,286 | 15,135 | 9,826 | 215,180 | | الإمارات العربية المتحدة |
| Yemen | 11,443 | 434 | 322 | - | - | - | 49 | - | 65 | 12,472 | | اليمن |
| Total ESCWA | 404,302 | 17,652 | 16,948 | 2,294 | 85 | 104,738 | 228,998 | 32,121 | 74,321 | 952,397 | | المجموع الاسكوا |

الف دولار أمريكي

II-7-9
 واردات السعودية من المنطقة حسب أقسام التصنيف الدولي
 Intraregional Imports of Saudi Arabia by SITC Sections
 1993

000' US \$

| Country | Section | | | | | | | | | Total (0-9) | القسم (0-9) | البلد |
|-------------|---------|--------|--------|---------|--------|--------|--------|---------|--------|----------------|--------------------------|-------|
| | 0 | 1 | 2 | 3 | 4 | 5 | 6 | 7 | 8 | | | |
| Bahrain | 1,912 | 13,187 | 16,365 | 6,690 | 2,492 | - | 350 | 96,551 | 11,363 | 158,180 | السعودية | |
| Egypt | 125,377 | 4,124 | 19,115 | 19,540 | 15,292 | 6,505 | 21,466 | 32,176 | 9,720 | 284,023 | مصر | |
| Iraq | | | | | | | | | | | العراق | |
| Jordan | 35,253 | 445 | 10,506 | 39,541 | 421 | 861 | 2,718 | 3,072 | 2,848 | 107,532 | الأردن | |
| Kuwait | 584 | 4,027 | 2,404 | 4,730 | 12,335 | - | 400 | 28,937 | 9,370 | 71,103 | الكويت | |
| Lebanon | 37,209 | 247 | 3,464 | 2,405 | 8,095 | 156 | 36,047 | 3,109 | 3,203 | 108,939 | لبنان | |
| Oman | 8,411 | 6,893 | 434 | 6,290 | - | 492 | - | 9,362 | 2,468 | 38,147 | عمان | |
| Qatar | 113 | 445 | - | 22,856 | - | - | - | 57,561 | 227 | 83,451 | قطر | |
| Syria | 83,357 | 1,415 | 6,382 | 3,264 | 2,859 | 1,327 | 7,477 | 721 | 988 | 119,858 | سوريا | |
| U A E | 11,331 | 36,470 | 28,587 | 73,708 | 20,330 | 1,249 | 21,994 | 30,407 | 28,203 | 281,651 | الإمارات العربية المتحدة | |
| Yemen | 19,821 | - | 4,531 | - | - | - | - | - | - | 24,991 | اليمن | |
| Total ESCWA | 323,368 | 67,253 | 91,788 | 179,024 | 61,824 | 10,590 | 90,452 | 261,896 | 68,390 | 1,277,875 | مجموع المنطقة | |

II-7-9
واردات السعودية من المنطقة حسب أقسام التصنيف الدولي
Intraregional Imports of Saudi Arabia by SITC Sections
1994

000' US \$

| Country | Section | 0 | 1 | 2 | 3 | 4 | 5 | 6 | 7 | 8 | Total (0-9) | القسم |
|-------------|---------|---------|-------|--------|-------|--------|---------|---------|--------|---------|----------------|--------------------------|
| Bahrain | | 2,474 | - | 19,653 | - | 16,393 | 6,527 | 102,420 | 6,719 | 9,226 | 168,228 | السعودية |
| Egypt | | 82,221 | 1,613 | 1,862 | 308 | 135 | 15,739 | 49,277 | 20,716 | 23,322 | 216,625 | مصر |
| Iraq | | | | | | | | | | | | العراق |
| Jordan | | 21,921 | 270 | 1,317 | - | - | 29,637 | 8,746 | 1,932 | 5,404 | 78,459 | الأردن |
| Kuwait | | 7,954 | - | - | 403 | 1,648 | 5,701 | 33,981 | 3,159 | 7,275 | 79,480 | الكويت |
| Lebanon | | 37,292 | 294 | 219 | - | - | 4,194 | 14,277 | 4,811 | 29,813 | 103,682 | لبنان |
| Oman | | 17,541 | 500 | 197 | - | 120 | 3,041 | 13,089 | 2,816 | 2,884 | 43,818 | عمان |
| Qatar | | 592 | - | 1,072 | - | - | 22,240 | 43,035 | - | 638 | 69,500 | قطر |
| Syria | | 101,606 | - | 2,020 | - | - | 4,059 | 7,106 | 412 | 5,413 | 130,574 | سوريا |
| U A E | | 45,038 | 1,590 | 2,770 | 3,287 | 33,452 | 60,181 | 92,049 | 18,751 | 17,801 | 297,651 | الإمارات العربية المتحدة |
| Yemen | | 22,459 | 1,509 | 4,317 | - | - | 739 | 294 | - | - | 31,225 | اليمن |
| Total ESCWA | | 339,098 | 5,776 | 33,427 | 3,998 | 51,748 | 152,058 | 364,274 | 59,316 | 101,776 | 1,219,242 | المجموع الإقليمي |

II-7-5
ورادات الكويت حسب المنطقة حسب أقسام التصنيف الدولي
Intraregional Imports of Kuwait by SITC sections
1997

| Country | Section | | | | | | | | | Total (0-9) | القسم (0-9) | الفئة الدولية |
|--------------|---------|--------|--------|--------|--------|---------|---------|--------|---------|----------------|--------------------------|------------------|
| | 0 | 1 | 2 | 3 | 4 | 5 | 6 | 7 | 8 | | | |
| Bahrain | 3,753 | 660 | - | - | 855 | 2,903 | 28,895 | 2,814 | 9,717 | 50,417 | البحرين | البلد |
| Egypt | 35,802 | 3,227 | 2,054 | - | 96 | 1,512 | 7,159 | 1,315 | 7,694 | 61,911 | مصر | البلد |
| Iraq | - | - | - | - | - | - | - | - | - | - | العراق | البلد |
| Jordan | 39,435 | - | - | 110 | - | 510 | 3,108 | 74 | 1,174 | 44,397 | الأردن | البلد |
| Lebanon | 21,644 | 540 | 136 | - | 279 | 3,224 | 6,505 | 569 | 16,937 | 49,818 | لبنان | البلد |
| Oman | 1,715 | 375 | 97 | 4,252 | 54 | 2,468 | 1,910 | 1,704 | 2,991 | 15,562 | عمان | البلد |
| Qatar | 281 | 7 | 856 | - | - | 6,049 | 17,738 | 0 | 435 | 25,359 | قطر | البلد |
| Saudi Arabia | 103,685 | 8,855 | 10,284 | 14,139 | 5,656 | 103,861 | 264,207 | 25,916 | 22,669 | 559,313 | السعودية | البلد |
| Syria | 33,044 | - | - | - | 987 | 283 | 10,246 | 247 | 8,572 | 53,362 | سوريا | البلد |
| U A E | 12,131 | 6,349 | 12,325 | 11,908 | 2,309 | 24,223 | 88,017 | 8,249 | 39,936 | 207,225 | الإمارات العربية المتحدة | البلد |
| Yemen | - | - | - | - | - | - | - | - | - | - | اليمن | البلد |
| Total ESCWA | 251,491 | 20,013 | 25,752 | 30,409 | 10,236 | 145,034 | 427,784 | 40,888 | 110,126 | 1,067,364 | مجموع المنطقة | المجموع |

II-7-10
 واردات سوريا من المنطقة حسب اقسام التصنيف الدولي
 Intraregional Imports of Syria by SITC Sections
 1975

000' US \$

| Country | Section | 0 | 1 | 2 | 3 | 4 | 5 | 6 | 7 | 8 | Total (0-9) | القسم |
|--------------------|---------|--------|-------|-------|-------|-----|--------|--------|--------|-------|-------------|--------------------------|
| Bahrain | | - | - | - | - | - | - | 2 | 5 | - | 7 | البحرين |
| Egypt | | 305 | - | 422 | - | - | 445 | 5,285 | 28 | 134 | 6,619 | مصر |
| Iraq | | 2,566 | 4 | 322 | 3,489 | - | 126 | 225 | 100 | 27 | 6,869 | العراق |
| Jordan | | 4,561 | 169 | 376 | 385 | - | 6,705 | 1,742 | 1,597 | 286 | 15,821 | الأردن |
| Kuwait | | 120 | 857 | 1,069 | 16 | 31 | 331 | 5,105 | 4,873 | 194 | 12,596 | الكويت |
| Lebanon | | 19,235 | 163 | 3,242 | 2,790 | 679 | 9,507 | 22,781 | 7,321 | 1,474 | 67,192 | لبنان |
| Oman | | - | - | - | - | - | - | - | - | - | - | عمان |
| Qatar | | - | - | 6 | - | - | - | 75 | 47 | - | 128 | قطر |
| Saudi Arabia | | 13 | - | 879 | - | - | 6 | 579 | 1,262 | 7 | 2,746 | السعودية |
| U A E | | - | - | 22 | - | - | - | 34 | 90 | 1 | 147 | الإمارات العربية المتحدة |
| Yemen | | - | - | - | - | - | - | - | - | - | - | اليمن |
| Yemen A R (former) | | - | - | 89 | - | - | 6 | 4 | 1 | - | 100 | ع. ا. اليمن سابقا |
| Dem Yemen (former) | | - | - | - | - | - | - | 4 | 4 | 2 | 10 | اليمن الديمقراطية سابقا |
| Total ESCWA | | 26,800 | 1,193 | 6,427 | 6,680 | 710 | 17,126 | 35,836 | 15,328 | 2,125 | 112,235 | مجموع المنطقة |

II-7-10
 واردات سوريا من المنطقة حسب أقسام التصفيف الدولي
 Intraregional Imports of Syria by SITC Sections
 1980

000' US \$

| Country | Section | | | | | | | | | Total (0-9) | القسم (0-9) | البلد |
|--------------------|---------|-----|--------|--------|-------|--------|--------|--------|-------|----------------|--------------------------|---------|
| | 0 | 1 | 2 | 3 | 4 | 5 | 6 | 7 | 8 | | | |
| Bahrain | - | - | 9 | - | - | - | 0 | - | - | - | 9 | البحرين |
| Egypt | - | - | - | 7,481 | - | 1 | 33 | - | 5 | 7,520 | مصر | |
| Iraq | 3,549 | - | 1,259 | 473 | - | 1,522 | 1,712 | 1,734 | 49 | 10,300 | العراق | |
| Jordan | 23,067 | 259 | 1,680 | 639 | 10 | 7,008 | 9,758 | 3,174 | 3,801 | 49,397 | الأردن | |
| Kuwait | 21 | - | 576 | 3,130 | 472 | 123 | 6,474 | 1,598 | 214 | 12,607 | الكويت | |
| Lebanon | 39,941 | 270 | 3,411 | 680 | 2,404 | 7,823 | 29,944 | 2,998 | 1,231 | 88,703 | لبنان | |
| Oman | - | - | - | - | - | - | 0 | 3 | - | 4 | عمان | |
| Qatar | 5 | - | - | - | 57 | 11 | 81 | 157 | 6 | 317 | قطر | |
| Saudi Arabia | 453 | 19 | 2,937 | 7,132 | - | 26 | 257 | 431 | 76 | 11,332 | السعودية | |
| U A E | 10 | - | 28 | - | 70 | 49 | 50 | 273 | 14 | 493 | الإمارات العربية المتحدة | |
| Yemen | - | - | - | - | - | - | - | - | - | - | اليمن | |
| Yemen A R (former) | - | - | 394 | - | 13 | - | 7 | 48 | 0 | 463 | C ع اليمنية سابقا | |
| Dem Yemen (former) | - | - | 39 | - | 9 | - | 60 | 85 | 6 | 199 | اليمن الديموقراطي سابقا | |
| Total ESCWA | 67,046 | 548 | 10,332 | 19,535 | 3,036 | 16,563 | 48,378 | 10,501 | 5,402 | 181,341 | مجموع الإسكوا | |

الف دولار أمريكي

II-7-10
 واردات سوريا حسب المنطقة حسب أقسام التصنيف الدولي (1)
 Intraregional Imports of Syria by SITC Sections(1)
 1985

000' US \$

الف دولار أمريكي

| Country | Section | 0 | 1 | 2 | 3 | 4 | 5 | 6 | 7 | 8 | Total (0-9) | القسم |
|--------------------|---------|--------|-----|--------|---|-----|-------|-------|-----|-----|----------------|--------------------------|
| Bahrain | | - | - | - | - | - | - | - | - | - | 3 | البحرين |
| Egypt | | - | - | - | - | - | - | - | - | - | 3 | مصر |
| Iraq | | - | - | - | - | - | - | - | - | - | - | العراق |
| Jordan | | 21,654 | 193 | - | - | - | - | - | 172 | - | 23,202 | الأردن |
| Kuwait | | - | - | 7,058 | - | - | 599 | 646 | - | - | 9,438 | الكويت |
| Lebanon | | 12,046 | - | 2,730 | - | 642 | 8,285 | 6,908 | 453 | 255 | 35,088 | لبنان |
| Oman | | - | - | - | - | - | - | - | - | - | - | عمان |
| Qatar | | - | - | - | - | - | - | - | - | - | 54 | قطر |
| Saudi Arabia | | 419 | - | 2,071 | - | - | 293 | - | - | - | 3,805 | السعودية |
| U A E | | - | - | - | - | - | - | - | - | - | 331 | الإمارات العربية المتحدة |
| Yemen | | - | - | - | - | - | - | - | - | - | - | اليمن |
| Yemen A R (former) | | - | - | 153 | - | - | - | - | - | - | 191 | ج ع اليمانية سابقا |
| Dem Yemen (former) | | - | - | 656 | - | - | - | 235 | - | - | 905 | اليمن الديمقراطي سابقا |
| Total ESCWA | | 34,119 | 193 | 12,668 | - | 642 | 9,177 | 7,789 | 625 | 255 | 73,019 | مجموع المنطقة |

Imports of less than half a million Syrian pounds were not included in Section 0 to 8, but added to the total column

(1) لا تشمل الأقسام من صفر التي تحتوي الواردات التي تبلغ قيمتها أقل من نصف مليون ليرة سورية. بوقت الأبحاث هذه الواردات सामود المتاح

II-7-10
 واردات سوريا ضمن المنطقة حسب أقسام التصنيف الدولي (1)
 Intraregional Imports of Syria by SITC Sections(1)
 1990

000' US \$

| Country | Section | | | | | | | | Total (0-9) | القسم | |
|--------------------|---------|---|-------|--------|-------|--------|--------|-------|----------------|---------|--------------------------|
| | 0 | 1 | 2 | 3 | 4 | 5 | 6 | 7 | | | 8 |
| Bahrain | - | - | - | - | - | - | 173 | - | 8 | 180 | البحرين |
| Egypt | 17,758 | - | 147 | 255 | - | 1,505 | 448 | 83 | 46 | 20,242 | مصر |
| Iraq | - | - | - | - | - | - | - | - | - | - | العراق |
| Jordan | 4,611 | - | 364 | - | 22 | 9,478 | 1,315 | 291 | 30 | 16,111 | الأردن |
| Kuwait | 1 | 1 | 195 | 12,561 | - | 11,145 | 333 | 261 | 62 | 24,558 | الكويت |
| Lebanon | 286 | - | 680 | 114 | - | 11,200 | 1,948 | 1,572 | 975 | 16,776 | لبنان |
| Oman | - | - | - | - | - | - | - | - | - | 77 | عمان |
| Qatar | - | - | - | - | - | 487 | 95 | - | - | 583 | قطر |
| Saudi Arabia | 213 | - | 2,347 | 3,032 | 1,283 | 15,799 | 8,463 | 1,406 | 297 | 32,841 | السعودية |
| U A E | 2,282 | - | 260 | 107 | 89 | 148 | 288 | 937 | 167 | 4,279 | الإمارات العربية المتحدة |
| Yemen | - | - | - | - | - | - | - | - | - | - | اليمن |
| Yemen A R (former) | - | - | 1,467 | - | 50 | 59 | 21 | 21 | 102 | 1,719 | ي.ع. اليمنية سابقا |
| Dem Yemen (former) | - | - | 37 | - | - | - | - | - | - | 38 | اليمن الديموقراطي سابقا |
| Total ESCWA | 25,151 | 1 | 5,497 | 16,069 | 1,444 | 49,821 | 13,084 | 4,571 | 1,687 | 117,404 | مجموع المنطقة |

I/Imports of less than half a million Syrian pounds were not included in Section 0 to 8, but added to the total column

من نصف مليون ليرة سورية بواقع ادرجت هذه الواردات مع الواردات معالوم المتاح

II-7-10
واردات سوريا من المنطقة حسب أقسام التصنيف الدولي
Intraregional Imports of Syria by SITC Sections
1991

| Country | Section | 000' US \$ | | | | | | | | Total (0-9) | القسم الذي | |
|--------------|---------|------------|----|-------|--------|-------|--------|--------|-------|----------------|---------------|--------------------------|
| | | 0 | 1 | 2 | 3 | 4 | 5 | 6 | 7 | | | 8 |
| Bahrain | | - | - | 229 | - | - | 78 | 48 | 33 | - | 388 | البحرين |
| Egypt | | 9,170 | - | 741 | 1,136 | 114 | 5,253 | 7,903 | 1,924 | 53 | 26,293 | مصر |
| Iraq | | - | - | - | - | - | 26 | - | - | - | 26 | العراق |
| Jordan | | 1,314 | - | 150 | - | - | 7,615 | 4,910 | 1,588 | 167 | 15,744 | الأردن |
| Kuwait | | - | - | 33 | - | - | 111 | - | 88 | - | 232 | الكويت |
| Lebanon | | 22 | 58 | 3,179 | 197 | 598 | 17,906 | 4,578 | 2,654 | 242 | 29,434 | لبنان |
| Oman | | - | - | - | - | - | - | - | - | - | - | عمان |
| Qatar | | 2 | - | 2 | - | - | 119 | - | 11 | 4 | 139 | قطر |
| Saudi Arabia | | 775 | - | 3,442 | 11,103 | 1,571 | 12,787 | 5,737 | 1,020 | 238 | 36,672 | السعودية |
| U A E | | 413 | - | 185 | 783 | 878 | 456 | 296 | 1,122 | 160 | 4,294 | الإمارات العربية المتحدة |
| Yemen | | - | - | 1,341 | - | 351 | - | 1 | 1 | - | 1,693 | اليمن |
| Total ESCWA | | 11,696 | 58 | 9,302 | 13,219 | 3,512 | 44,351 | 23,473 | 8,441 | 864 | 114,915 | مجموع المنطقة |

الف دولار أمريكي

II-7-10
واردات سوريا من المنطقة حسب أقسام التصنيف الدولي
Intraregional Imports of Syria by SITC Sections
1992

| Country | Section | 000' US \$ | | | | | | | | Total (0-9) | القسم القسمة | | | |
|--------------|---------|------------|--------|-------|-------|--------|--------|--------|-------|----------------|-----------------|-------|---------|--------------------------|
| | | 0 | 1 | 2 | 3 | 4 | 5 | 6 | 7 | | | 8 | | |
| Bahrain | 4 | - | - | 315 | - | - | - | - | - | 2 | 20 | 1 | 343 | البحرين |
| Egypt | 18,878 | - | - | 1,344 | 96 | 21 | 5,851 | 14,194 | 2,313 | 189 | 42,887 | 189 | 42,887 | مصر |
| Iraq | - | - | - | - | - | - | 9 | 183 | - | - | 192 | - | 192 | العراق |
| Jordan | 4,517 | - | - | 416 | - | 105 | 4,504 | 12,049 | 391 | 564 | 22,548 | 564 | 22,548 | الأردن |
| Kuwait | - | 2 | 1,033 | - | - | - | 1,177 | 462 | 624 | 91 | 3,389 | 91 | 3,389 | الكويت |
| Lebanon | 95 | 69 | 10,438 | 98 | 1,987 | 18,688 | 10,370 | 4,073 | 451 | 46,269 | - | 451 | 46,269 | لبنان |
| Oman | - | - | - | - | - | - | - | - | - | - | - | - | - | عمان |
| Qatar | 6 | - | - | - | - | - | 10 | 16 | 8 | 1 | 41 | 1 | 41 | قطر |
| Saudi Arabia | 949 | - | 2,132 | 5,336 | 1,897 | 19,445 | 8,801 | 2,743 | 134 | 41,436 | - | 134 | 41,436 | السعودية |
| U A E | 390 | - | 387 | 317 | 806 | 1,770 | 439 | 940 | 368 | 5,418 | - | 368 | 5,418 | الإمارات العربية المتحدة |
| Yemen | - | - | 2,028 | - | - | 58 | 23 | 4 | 1 | 2,114 | - | 1 | 2,114 | اليمن |
| Total ESCWA | 24,839 | 71 | 18,093 | 5,847 | 4,816 | 51,512 | 46,539 | 11,116 | 1,800 | 164,637 | - | 1,800 | 164,637 | مجموع الأقسام |

II-7-10
 واردات سوريا من المنطقة حسب أقسام التصنيف الدولي
 Intraregional Imports of Syria by SITC Sections
 1993

000' US \$

| Country | Section | | | | | | | | | Total (0-9) | القسم | البلد |
|--------------|---------|-----|--------|-------|-------|--------|--------|--------|-------|----------------|--------------------------|--------------------------|
| | 0 | 1 | 2 | 3 | 4 | 5 | 6 | 7 | 8 | | | |
| Bahrain | 1 | - | 366 | - | - | - | - | 9 | 4 | 381 | السعودية | البحرين |
| Egypt | 19,041 | 34 | 2,939 | 551 | 1,013 | 3,957 | 24,123 | 2,176 | 478 | 54,312 | مصر | مصر |
| Iraq | - | - | - | - | - | - | 42 | - | - | 42 | العراق | العراق |
| Jordan | 316 | 4 | 573 | 1 | 219 | 4,832 | 13,570 | 482 | 876 | 20,872 | الأردن | الأردن |
| Kuwait | - | - | 1,366 | 149 | - | 237 | 646 | 302 | 47 | 2,746 | الكويت | الكويت |
| Lebanon | 271 | 111 | 4,821 | 1,309 | 3,037 | 27,179 | 16,612 | 11,563 | 283 | 65,187 | لبنان | لبنان |
| Oman | - | - | - | - | - | - | - | - | - | - | عمان | عمان |
| Qatar | - | - | 2 | - | - | - | 1,889 | 250 | 2 | 2,144 | قطر | قطر |
| Saudi Arabia | 847 | - | 1,914 | 6,644 | 991 | 20,524 | 4,431 | 11,671 | 137 | 47,159 | السعودية | السعودية |
| U A E | 454 | - | 1,171 | 364 | 1,565 | 1,248 | 942 | 617 | 226 | 6,585 | الإمارات العربية المتحدة | الإمارات العربية المتحدة |
| Yemen | 35 | 22 | 1,786 | - | 338 | - | 98 | 42 | 20 | 2,341 | اليمن | اليمن |
| Total ESCWA | 20,965 | 171 | 14,938 | 9,018 | 7,163 | 57,977 | 62,353 | 27,112 | 2,073 | 201,768 | مجموع المنطقة | مجموع المنطقة |

IL-7-10
ولايات سوريا ضمن المنطقة حسب أقسام التصنيف الدولي
Intraregional Imports of Syria by SITC Sections
1994

الف دولار أمريكي

| Country | Section | القسم | | | | | | | | Total (0-9) | القسم | |
|--------------|---------|-------|--------|--------|-------|--------|---------|--------|-------|----------------|--------------------------|---------|
| | | 0 | 1 | 2 | 3 | 4 | 5 | 6 | 7 | | | 8 |
| Bahrain | - | - | - | 982 | 551 | - | - | 57 | 1,004 | 14 | 2,607 | البحرين |
| Egypt | 33,695 | 341 | 3,006 | 3,525 | 1,959 | 6,051 | 14,041 | 6,024 | 641 | 69,283 | مصر | |
| Iraq | - | - | - | - | - | - | - | - | - | - | - | العراق |
| Jordan | 830 | - | 301 | - | 219 | 6,370 | 51,426 | 461 | 545 | 60,152 | الأردن | |
| Kuwait | - | - | 619 | 3 | 35 | 1,156 | 490 | 1,367 | 74 | 3,743 | الكويت | |
| Lebanon | 2,030 | 151 | 2,337 | 1,188 | 2,576 | 27,644 | 14,493 | 3,865 | 671 | 54,955 | لبنان | |
| Oman | - | - | - | - | - | - | - | - | - | - | - | عمان |
| Qatar | 1 | - | 3 | - | - | - | 780 | 19 | 1 | 804 | قطر | |
| Saudi Arabia | 1,010 | - | 1,717 | 9,131 | 1,421 | 31,935 | 26,439 | 2,944 | 220 | 74,818 | السعودية | |
| U A E | 1,387 | 10 | 3,601 | 316 | 2,334 | 650 | 2,755 | 1,674 | 638 | 13,368 | الإمارات العربية المتحدة | |
| Yemen | - | 1 | 1,094 | - | - | - | 67 | 53 | 128 | 1,342 | اليمن | |
| Total ESCWA | 38,953 | 503 | 13,660 | 14,714 | 8,544 | 73,806 | 110,548 | 17,411 | 2,932 | 281,071 | مجموع الأقسام | |

II-7-10
 واردات سوريا من المنطقة حسب القسم التصنيف الدولي
 Intraregional Imports of Syria by SITC Sections
 1995

| Country | Section | 000' US \$ | | | | | | | | Total (0-9) | القسم | الف دولارات السورية |
|--------------|---------|------------|--------|-------|--------|--------|---------|--------|-------|----------------|--------------------------|---------------------|
| | | 0 | 1 | 2 | 3 | 4 | 5 | 6 | 7 | | | |
| Bahrain | - | - | 416 | - | - | - | 272 | 69 | 64 | 822 | السعودية | |
| Egypt | 21,866 | 385 | 5,026 | 829 | 1,644 | 8,241 | 25,953 | 5,617 | 289 | 69,854 | مصر | |
| Iraq | 66 | - | - | - | - | 27 | 9 | - | - | 102 | العراق | |
| Jordan | 530 | - | 285 | - | 1,671 | 7,119 | 61,807 | 1,788 | 848 | 74,050 | الأردن | |
| Kuwait | - | - | 428 | 6 | 242 | 358 | 432 | 257 | 90 | 1,816 | الكويت | |
| Lebanon | 191 | 472 | 1,059 | 189 | 796 | 27,509 | 18,225 | 7,821 | 488 | 56,753 | لبنان | |
| Oman | - | - | - | - | - | - | - | - | - | - | عمان | |
| Qatar | - | - | - | - | - | 1,178 | 442 | 11 | 83 | 1,716 | قطر | |
| Saudi Arabia | 2,805 | - | 1,172 | 3,604 | 1,820 | 49,353 | 11,421 | 7,761 | 262 | 78,201 | السعودية | |
| U A E | 1,349 | - | 6,116 | 509 | 5,161 | 1,253 | 3,921 | 2,318 | 693 | 21,322 | الإمارات العربية المتحدة | |
| Yemen | 48 | - | 1,255 | - | - | - | 72 | 73 | 2 | 1,451 | اليمن | |
| Total ESCWA | 26,855 | 857 | 15,757 | 5,137 | 11,334 | 95,038 | 122,554 | 25,715 | 2,819 | 306,067 | مجموع المنطقة | |

II-7-10
واردات سوريا ضمن المنطقة حسب أقسام التصنيف الدولي
Intraregional Imports of Syria by SITC Sections
1996

| Country | Section | | | | | | | | Total (0-9) | القسم (0-9) | الف دولارات امريكى |
|--------------|---------|-------|--------|-------|--------|---------|---------|--------|----------------|----------------|--------------------------|
| | 0 | 1 | 2 | 3 | 4 | 5 | 6 | 7 | | | |
| Bahrain | 1 | - | 933 | 432 | 19 | 8 | 837 | 26 | 23 | 2,279 | البحرين |
| Egypt | 25,735 | 1,154 | 7,977 | 58 | 416 | 17,834 | 22,072 | 7,058 | 260 | 82,565 | مصر |
| Iraq | - | - | - | - | - | - | 18 | 20 | 2 | 40 | العراق |
| Jordan | 391 | - | 158 | - | 836 | 6,042 | 87,124 | 12,308 | 879 | 107,739 | الأردن |
| Kuwait | 456 | - | 353 | - | 22 | 736 | 1,679 | 135 | 70 | 3,451 | الكويت |
| Lebanon | 5,193 | 178 | 525 | 1,408 | 245 | 13,864 | 32,233 | 2,664 | 117 | 56,428 | لبنان |
| Oman | - | - | 1 | - | - | 378 | 188 | 381 | 63 | 1,011 | عمان |
| Saudi Arabia | 2,786 | - | 659 | 693 | 1,548 | 62,727 | 13,690 | 8,493 | 336 | 90,932 | السعودية |
| U A E | 2,237 | 1 | 3,962 | 278 | 7,890 | 991 | 646 | 2,373 | 284 | 18,661 | الإمارات العربية المتحدة |
| Yemen | 47 | - | 1,444 | - | 20 | - | 921 | 138 | 1 | 2,573 | اليمن |
| Total ESCWA | 36,846 | 1,333 | 16,012 | 2,869 | 10,997 | 102,579 | 159,409 | 33,596 | 2,037 | 365,678 | مجموع المنطقة |

II-7-10
 واردات سوريا من المنطقة حسب أقسام التصنيع الدولي
 Intraregional Imports of Syria by SITC Sections
 1997

| Country | Section | | | | | | | | | Total (0-9) | القسم الاجمالي | الف دولار أمريكي |
|--------------|---------|-----|--------|-------|--------|---------|--------|--------|-------|----------------|--------------------------|------------------|
| | 0 | 1 | 2 | 3 | 4 | 5 | 6 | 7 | 8 | | | |
| Bahrain | - | - | 3,908 | - | - | 25 | 312 | 89 | 70 | 4,404 | البحرين | |
| Egypt | 16,050 | 650 | 3,925 | 10 | 519 | 9,353 | 14,110 | 4,286 | 711 | 49,614 | مصر | |
| Iraq | - | - | - | - | - | - | - | - | - | - | العراق | |
| Jordan | 649 | 1 | 47 | - | 864 | 2,823 | 24,321 | 733 | 518 | 29,956 | الأردن | |
| Kuwait | 12 | - | 25 | - | 65 | 1,456 | 505 | 165 | 38 | 2,266 | الكويت | |
| Lebanon | 434 | 174 | 214 | 57 | 144 | 10,755 | 12,383 | 1,625 | 154 | 25,940 | لبنان | |
| Oman | - | - | - | - | - | - | - | - | - | 5,022 | عمان | |
| Qatar | 8 | - | - | - | - | 8,483 | 310 | 7 | 1 | 8,810 | قطر | |
| Saudi Arabia | 3,857 | 15 | 2,049 | 2,955 | 1,754 | 77,375 | 20,752 | 5,213 | 408 | 114,378 | السعودية | |
| U A E | 1,001 | - | 2,964 | 458 | 12,610 | 2,677 | 2,038 | 2,643 | 519 | 24,909 | الإمارات العربية المتحدة | |
| Yemen | 1 | - | 1,366 | - | - | 324 | 909 | 1,463 | 10 | 4,073 | اليمن | |
| Total ESCWA | 22,011 | 839 | 14,499 | 3,480 | 15,955 | 113,272 | 75,639 | 16,224 | 2,429 | 269,370 | مجتمع الإسكوا | |

II-7-11
 واردات الإمارات العربية المتحدة من المنطقة حسب أقسام التصنيف الدولي
 Intraregional Imports of U A Emirates by SITC Sections
 1975

| Country | Section | | | | | | | | Total | القسم | |
|--------------------|---------|-----|-----|--------|-----|-------|--------|--------|--------|---------|------------------------|
| | 0 | 1 | 2 | 3 | 4 | 5 | 6 | 7 | 8 | (0-9) | البلد |
| Bahrain | 486 | 52 | 11 | 32,144 | 6 | 616 | 1,026 | 2,387 | 1,843 | 38,793 | البحرين |
| Egypt | 772 | 0 | 17 | - | - | 68 | 549 | 27 | 104 | 1,553 | مصر |
| Iraq | 308 | - | 6 | 1 | - | 2 | 171 | 135 | 27 | 653 | العراق |
| Jordan | 1,838 | 16 | 9 | 82 | 86 | 182 | 117 | 3 | 265 | 2,601 | الأردن |
| Kuwait | 532 | 235 | 406 | 35,982 | 49 | 2,435 | 1,522 | 3,274 | 2,073 | 46,595 | الكويت |
| Lebanon | 14,333 | 529 | 160 | 618 | 50 | 1,595 | 13,205 | 6,766 | 10,019 | 47,346 | لبنان |
| Oman | 4 | 3 | - | - | - | 1 | 15 | 88 | 354 | 480 | عمان |
| Qatar | 415 | 2 | 9 | 224 | 8 | 305 | 183 | 1,185 | 426 | 2,772 | قطر |
| Saudi Arabia | 1,525 | - | 32 | 16,133 | 1 | 170 | 730 | 970 | 197 | 19,848 | السعودية |
| Syria | 1,142 | 91 | 15 | 1 | 31 | 3 | 188 | 699 | 256 | 2,460 | سوريا |
| Yemen | - | - | - | - | - | - | - | - | - | - | اليمن |
| Yemen A R (former) | - | - | - | - | - | 7 | - | - | - | 7 | C ع اليمن سابقا |
| Dem Yemen (former) | 192 | 42 | 17 | 32 | 8 | 8 | 8 | - | 12 | 327 | اليمن الديمقراطي سابقا |
| Total ESCWA | 21,546 | 969 | 681 | 85,216 | 239 | 5,392 | 17,715 | 15,534 | 15,575 | 163,435 | مجموع الأسوأ |

الف دولار أمريكي

II-7-11
 واردات الإمارات العربية المتحدة من المنطقة حسب أقسام التصنيف الدولي
 Intraregional Imports of U A Emirates by SITC Sections
 1980

000' US \$

| Country | Section | | | | | | | | Total (0-9) | القسم | الدولة |
|--------------------|---------|-----|-------|---------|-----|--------|--------|-------|----------------|---------|------------------------|
| | 0 | 1 | 2 | 3 | 4 | 5 | 6 | 7 | | | |
| Bahrain | 452 | - | 7 | 509,653 | 4 | 407 | 7,667 | 667 | 865 | 520,111 | البحرين |
| Egypt | 4,534 | 131 | 55 | - | - | 210 | 497 | 45 | 873 | 6,352 | مصر |
| Iraq | 776 | 0 | 208 | - | - | 543 | 14 | 39 | 38 | 1,618 | العراق |
| Jordan | 10,050 | 97 | 77 | 2 | 40 | 1,253 | 290 | 439 | 306 | 12,559 | الأردن |
| Kuwait | 552 | 38 | 362 | 36,045 | 31 | 1,221 | 3,635 | 2,638 | 2,651 | 47,211 | الكويت |
| Lebanon | 24,114 | 337 | 550 | 5 | 64 | 5,706 | 6,316 | 2,282 | 10,621 | 50,017 | لبنان |
| Oman | 11 | - | - | - | - | 0 | 17 | 69 | 33 | 132 | عمان |
| Qatar | 429 | - | 487 | 3,127 | 4 | 1,075 | 41,875 | 2,215 | 857 | 50,077 | قطر |
| Saudi Arabia | 2,885 | 87 | 422 | 9,785 | - | 983 | 1,991 | 900 | 658 | 17,763 | السعودية |
| Syria | 4,238 | 11 | 52 | 1 | 7 | 44 | 683 | 542 | 716 | 6,295 | سوريا |
| Yemen | | | | | | | | | | | اليمن |
| Yemen A R (former) | 19 | - | 7 | - | - | - | - | 1 | 6 | 34 | ج ع اليمن سابقا |
| Dem Yemen (former) | 4 | - | - | 189,523 | - | - | - | - | 26 | 189,553 | اليمن الديمقراطي سابقا |
| Total ESCWA | 48,063 | 702 | 2,228 | 748,140 | 149 | 11,441 | 62,984 | 9,837 | 17,649 | 901,723 | مجموع المنطقة |

II-7-11
 واردات الإمارات العربية المتحدة حسب المنطقة حسب أقسام التصنيف الدولي
 Intraregional Imports of U A Emirates by SITC Sections
 1985

000' US \$

| Country | Section | 0 | 1 | 2 | 3 | 4 | 5 | 6 | 7 | 8 | Total (0-9) | القسم (0-9) | الف دولارات أمريكي |
|--------------------|---------|--------|-------|-------|---------|-----|--------|--------|-------|--------|----------------|----------------|-------------------------|
| Bahrain | | 36 | - | 71 | 233,331 | - | 478 | 873 | 93 | 2,729 | 237,935 | | البحرين |
| Egypt | | 6,145 | 303 | 267 | 14 | - | 434 | 49 | 86 | 1,173 | 8,491 | | مصر |
| Iraq | | 6,304 | 139 | 511 | - | - | 86 | 70 | 126 | 53 | 7,289 | | العراق |
| Jordan | | 26,722 | 66 | - | - | 56 | 1,369 | 583 | 485 | 422 | 30,606 | | الأردن |
| Kuwait | | 537 | 446 | 23 | 27,199 | 20 | 1,901 | 3,243 | 1,657 | 908 | 36,051 | | الكويت |
| Lebanon | | 37,285 | 196 | 406 | - | 42 | 1,154 | 1,681 | 925 | 7,983 | 49,674 | | لبنان |
| Oman | | 22 | - | - | - | - | 7,503 | 59 | 153 | 17 | 7,756 | | عمان |
| Qatar | | 199 | - | 377 | 1,140 | 15 | 4,073 | 33,301 | 98 | 434 | 39,756 | | قطر |
| Saudi Arabia | | 15,703 | 2,643 | 1,301 | 87,338 | - | 11,648 | 7,313 | 806 | 1,745 | 128,496 | | السعودية |
| Syria | | 3,830 | 131 | 30 | - | 13 | 75 | 106 | 73 | 553 | 4,888 | | سوريا |
| Yemen | | | | | | | | | | | | | اليمن |
| Yemen A R (former) | | 2 | - | - | - | - | - | - | - | - | - | | ج ع اليمنية سابقا |
| Dem Yemen (former) | | 9 | - | 1 | 0 | - | 14 | 1 | 3 | 26 | 65 | | اليمن الديمقراطية سابقا |
| Total ESCVA | | 96,792 | 3,925 | 2,987 | 349,022 | 146 | 28,735 | 47,277 | 4,504 | 16,042 | 551,010 | | مجموع الأقسام |

II-7-11
 واردات الإمارات العربية المتحدة من المنطقة حسب أقسام التصنيف الدولي
 Intraregional Imports of U A Emirates by SITC Sections
 1991

| Country | Section | | | | | | | | | Total (0-9) | القسم (0-9) | الف دولار أمريكي |
|--------------|---------|-------|--------|---------|-------|---------|---------|--------|--------|----------------|----------------|------------------|
| | 0 | 1 | 2 | 3 | 4 | 5 | 6 | 7 | 8 | | | |
| Bahrain | 619 | - | 894 | 87,895 | 559 | 519 | 8,161 | 330 | 13,757 | 113,031 | البحرين | |
| Egypt | 19,996 | 931 | 382 | 101 | - | 2,229 | 4,558 | 981 | 3,727 | 33,018 | مصر | |
| Iraq | | | | | | | | | | | العراق | |
| Jordan | 31,951 | 24 | 2,484 | 2 | 445 | 5,289 | 2,296 | 1,571 | 3,682 | 47,748 | الأردن | |
| Kuwait | 308 | 11 | 4,242 | - | - | 76 | 661 | 628 | 1,893 | 8,832 | الكويت | |
| Lebanon | 26,888 | 231 | 432 | 4 | 133 | 663 | 4,910 | 1,254 | 27,852 | 62,393 | لبنان | |
| Oman | 3 | - | 20 | 5,731 | - | 15 | 18 | 462 | 916 | 7,166 | عمان | |
| Qatar | 206 | 2 | 2,332 | 6,881 | 4 | 23,366 | 88,438 | 423 | 1,565 | 123,273 | قطر | |
| Saudi Arabia | 50,647 | 2,430 | 14,890 | 40,198 | 2,103 | 93,696 | 94,869 | 47,336 | 9,819 | 361,854 | السعودية | |
| Syria | 9,574 | - | 92 | 7 | 69 | 358 | 5,780 | 221 | 6,028 | 25,501 | سوريا | |
| Yemen | 1,477 | 18 | 632 | - | 14 | 56 | 146 | 12 | 86 | 2,447 | اليمن | |
| Total ESCWA | 141,669 | 3,648 | 26,398 | 140,818 | 3,326 | 126,265 | 209,838 | 53,217 | 69,325 | 785,262 | مجموع المنطقة | |

II-7-11
 واردات الإمارات العربية المتحدة من المنطقة حسب أقسام التصنيف الدولي
 Intraregional Imports of U A Emirates by SITC Sections
 1993

| Country | Section | | | | | | | | | Total (0-9) | القسم (0-9) | الفرد الأمريكى |
|--------------|---------|-------|--------|---------|-------|---------|---------|--------|---------|----------------|----------------|-------------------|
| | 0 | 1 | 2 | 3 | 4 | 5 | 6 | 7 | 8 | | | |
| Bahrain | 995 | 1 | 1,753 | 71,809 | 1,058 | 945 | 22,623 | 8,306 | 18,158 | 131,317 | البحرين | |
| Egypt | 27,536 | 971 | 3,347 | - | 15 | 1,992 | 14,405 | 1,461 | 6,698 | 58,817 | مصر | |
| Iraq | 18 | | | | | | | | | 18 | العراق | |
| Jordan | 43,868 | 233 | 2,420 | 4 | 404 | 6,948 | 1,953 | 3,530 | 2,931 | 62,322 | الأردن | |
| Kuwait | 2,414 | 154 | 9,584 | 12,682 | 9 | 1,060 | 12,710 | 9,703 | 4,660 | 58,049 | الكويت | |
| Lebanon | 25,761 | 521 | 1,499 | 9 | 39 | 1,142 | 5,196 | 8,130 | 40,698 | 83,742 | لبنان | |
| Oman | 409 | - | 30 | 1,592 | - | 645 | 7 | 969 | 213 | 3,868 | عمان | |
| Qatar | 87 | 8 | 3,777 | 5,131 | 96 | 8,325 | 102,652 | 766 | 3,248 | 125,834 | قطر | |
| Saudi Arabia | 68,713 | 4,323 | 21,970 | 68,189 | 2,184 | 111,609 | 137,403 | 43,343 | 21,927 | 490,699 | السعودية | |
| Syria | 15,959 | - | 184 | 23 | 8 | 473 | 3,631 | 1,618 | 12,183 | 34,592 | سوريا | |
| Yemen | 4,400 | 51 | 44 | 1 | 5 | 60 | 1,059 | 349 | 160 | 6,202 | اليمن | |
| Total ESCWA | 190,160 | 6,262 | 44,608 | 159,440 | 3,818 | 133,199 | 301,639 | 78,175 | 110,876 | 1,055,460 | مجموع المنطقة | |

II-7-12
واردات اليمن الديموقراطي سابقا ضمن المنطقة حسب اقسام التصنيف الدولي
Intraregional Imports of Dem Yemen (Former) by SITC Sections
1975

000' US \$

| Country | Section | | | | | | | | | Total (0-9) | القسم (0-9) | الدولة المرتبطة |
|--------------------|---------|---|----|--------|----|----|-----|-----|-----|----------------|----------------|--------------------------|
| | 0 | 1 | 2 | 3 | 4 | 5 | 6 | 7 | 8 | | | |
| Bahrain | - | - | - | - | - | - | - | - | - | - | - | البحرين |
| Egypt | - | - | 0 | - | - | 15 | - | - | 62 | 77 | - | مصر |
| Iraq | 987 | - | - | - | - | - | - | - | - | 987 | - | العراق |
| Jordan | - | - | - | - | - | - | - | - | - | - | - | الأردن |
| Kuwait | 40 | - | 1 | 28,183 | 11 | 0 | 35 | 507 | 42 | 28,817 | - | الكويت |
| Lebanon | 133 | - | - | - | - | 26 | 373 | 264 | 94 | 891 | - | لبنان |
| Oman | - | - | - | - | - | - | - | - | - | - | - | عمان |
| Qatar | - | - | - | - | - | - | - | - | - | - | - | قطر |
| Saudi Arabia | - | - | - | - | - | - | - | 5 | - | 5 | - | السعودية |
| Syria | - | - | - | - | - | - | - | - | 7 | 7 | - | سوريا |
| U A E | - | - | - | - | - | - | 20 | 145 | 16 | 182 | - | الإمارات العربية المتحدة |
| Yemen A R (former) | 2,900 | - | 37 | - | 6 | 0 | 130 | 42 | 1 | 3,117 | - | اليمن سابقا |
| Total ESCWA | 4,060 | - | 38 | 28,183 | 16 | 41 | 558 | 964 | 222 | 34,081 | - | مجموع المنطقة |

II-7-12
واردات الجمهورية العربية اليمنية سابقا حسب المنطقة حسب أقسام التصنيف الدولي
Intraregional Imports of Yemen Arab R (Former) by SITC Sections
1975

| Country | Section | 000' US \$ | | | | | | | | | Total (0-9) | القسم (0-9) | الدول المرتبطة | |
|--------------------|---------|------------|-----|-----|--------|----|-------|-------|-------|-------|----------------|----------------|--------------------------|--|
| | | 0 | 1 | 2 | 3 | 4 | 5 | 6 | 7 | 8 | | | | |
| Bahrain | | - | - | - | - | - | - | - | - | - | - | - | - | |
| Egypt | | 1,165 | - | - | - | - | 180 | 1,084 | 77 | 94 | 2,600 | | مصر | |
| Iraq | | 1,092 | - | - | - | - | - | - | 2 | - | 1,094 | | العراق | |
| Jordan | | 5 | - | - | - | - | 337 | 106 | 277 | 195 | 920 | | الأردن | |
| Kuwait | | 23 | - | 1 | 18 | - | 911 | 455 | 90 | 97 | 1,594 | | الكويت | |
| Lebanon | | 25 | 0 | - | - | - | 165 | 215 | 256 | 275 | 937 | | لبنان | |
| Oman | | - | - | - | - | - | - | - | - | - | - | | عمان | |
| Qatar | | - | - | - | - | - | - | - | 0 | 3 | 5 | | قطر | |
| Saudi Arabia | | 5,531 | 11 | 26 | 440 | 29 | 1,461 | 1,007 | 5,009 | 1,661 | 15,174 | | السعودية | |
| Syria | | 260 | - | - | - | - | - | 21 | 28 | 240 | 548 | | سوريا | |
| U A E | | 545 | - | - | - | - | 11 | 0 | 6 | 2 | 564 | | الإمارات العربية المتحدة | |
| Dem Yemen (former) | | 889 | 235 | 104 | 11,032 | 6 | 134 | 1,746 | 904 | 1,693 | 16,743 | | اليمن الديمقراطي سابقا | |
| Total ESCWA | | 9,535 | 247 | 131 | 11,489 | 35 | 3,199 | 4,634 | 6,649 | 4,258 | 40,178 | | مجموع الإسكوا | |

II-7-12
 واردات اليمن الديموقراطية سابقا ضمن المنطقة حسب اقسام التصنيف الدولي
 Intraregional Imports of Dem Yemen (Former) by SITC Sections
 1980

000' US \$

الف دولار أمريكي

| Country | Section | 0 | 1 | 2 | 3 | 4 | 5 | 6 | 7 | 8 | Total (0-9) | اقسام |
|--------------------|---------|--------|---|---|-----|----|-----|-----|--------|-----|----------------|--------------------------|
| Bahrain | | 0 | - | - | 987 | - | - | - | - | - | 987 | البحرين |
| Egypt | | 4 | - | - | - | - | - | - | - | - | 4 | مصر |
| Iraq | | - | - | - | - | - | - | - | - | - | - | العراق |
| Jordan | | 945 | - | - | - | - | 59 | - | - | - | 1,003 | الأردن |
| Kuwait | | - | - | - | - | 0 | 4 | 11 | 1,887 | 23 | 1,925 | الكويت |
| Lebanon | | 92 | - | - | 2 | - | 43 | 20 | 576 | 135 | 869 | لبنان |
| Oman | | - | - | - | - | - | - | - | 8 | - | 8 | عمان |
| Qatar | | - | - | - | - | - | - | - | 2 | - | 2 | قطر |
| Saudi Arabia | | 186 | - | - | - | 0 | 3 | 119 | 10,304 | 77 | 10,689 | السعودية |
| Syria | | - | - | - | - | - | - | 18 | 793 | 32 | 845 | سوريا |
| U A E | | 3 | - | 1 | - | - | - | - | - | - | - | الإمارات العربية المتحدة |
| Yemen A R (former) | | 12,725 | - | 1 | - | 32 | - | 565 | 4,445 | 260 | 18,027 | اليمن سابقا |
| Total ESCWA | | 13,955 | - | 1 | 989 | 33 | 109 | 733 | 18,014 | 526 | 34,359 | مجموع المنطقة |

II-7-12
 واردات الجمهورية العربية اليمنية سابقا ضمن المنطقة حسب أقسام التصنيف الدولي
 Intraregional Imports of Yemen Arab R (Former) by SITC Sections
 1980

| Country | Section | 000 US \$ | | | | | | | | Total (0-9) | القسم (0-9) | الفدولار الأمريكي |
|--------------------|---------|-----------|-----|-------|---------|-------|--------|--------|---------|----------------|----------------|--------------------------|
| | | 0 | 1 | 2 | 3 | 4 | 5 | 6 | 7 | | | |
| Bahrain | | 7 | - | - | - | - | - | 13 | 3,186 | 2 | 3,247 | البحرين |
| Egypt | | 4,093 | - | 0 | - | - | 942 | 117 | 797 | 870 | 6,819 | مصر |
| Iraq | | 803 | - | 12 | - | - | 25 | 75 | 1,284 | 0 | 2,200 | العراق |
| Jordan | | 247 | - | 526 | 3 | - | 284 | 30 | 403 | 11 | 1,504 | الأردن |
| Kuwait | | 237 | - | 2 | 16,750 | 2 | 20 | 405 | 1,369 | 336 | 19,122 | الكويت |
| Lebanon | | 887 | - | 8 | - | - | 473 | 1,126 | 2,988 | 460 | 5,943 | لبنان |
| Oman | | 145 | - | - | - | - | 15 | 8 | 2,208 | 0 | 2,376 | عمان |
| Qatar | | - | - | - | - | - | - | 6 | 214 | 2 | 222 | قطر |
| Saudi Arabia | | 74,962 | 586 | 1,193 | 80,320 | 1,142 | 8,884 | 33,022 | 135,509 | 18,193 | 357,829 | السعودية |
| Syria | | 68 | - | 13 | - | - | 118 | 65 | 196 | 181 | 643 | سوريا |
| U A E | | 1,075 | 6 | 13 | 3,954 | 4 | 851 | 2,787 | 2,451 | 1,556 | 12,832 | الإمارات العربية المتحدة |
| Dem Yemen (former) | | 1,927 | 196 | 210 | 1,744 | 2 | 46 | 530 | 88 | 217 | 4,983 | اليمن السابق على سابقا |
| Total ESCWA | | 84,451 | 788 | 1,976 | 102,771 | 1,150 | 11,657 | 38,182 | 150,692 | 21,828 | 417,718 | مجموع المنطقة |

II-7-12
 واردات الجمهورية العربية السورية من المنطقة حسب أقسام التصنيف الدولي
 Intraregional Imports of Yemen Arab R (Former) by SITC Sections
 1985

| Country | Section | | | | | | | | | Total (0-9) | القسم (0-9) | الدولة المصدرة |
|--------------------|---------|-------|-------|--------|-------|--------|--------|--------|-------|----------------|--------------------------|----------------|
| | 0 | 1 | 2 | 3 | 4 | 5 | 6 | 7 | 8 | | | |
| Bahrain | 66 | 2 | - | - | - | 1 | 10 | 2 | 0 | 82 | البحرين | |
| Egypt | 76 | 5 | 23 | 196 | - | 820 | 81 | 245 | 601 | 2,048 | مصر | |
| Iraq | 667 | - | - | - | 84 | 415 | 124 | 7 | - | 1,298 | العراق | |
| Jordan | 328 | 8 | - | - | - | 3,038 | 93 | - | 23 | 3,490 | الأردن | |
| Kuwait | 15 | - | - | 4,802 | - | 716 | 2,003 | 1,224 | 113 | 8,880 | الكويت | |
| Lebanon | 416 | - | 8 | - | - | 316 | 390 | 183 | 453 | 1,772 | لبنان | |
| Oman | - | - | - | - | - | - | - | - | - | - | عمان | |
| Qatar | - | - | - | - | - | 3 | 0 | 2 | - | 5 | قطر | |
| Saudi Arabia | 31,061 | 468 | 975 | 39,863 | 1,483 | 11,077 | 20,848 | 18,212 | 5,983 | 131,430 | السعودية | |
| Syria | 7 | 2 | - | - | - | 402 | 35 | 249 | 249 | 944 | سوريا | |
| U A E | 837 | 9 | 0 | 2 | - | 130 | 544 | 467 | 994 | 3,022 | الإمارات العربية المتحدة | |
| Dem Yemen (former) | 630 | 1,780 | 339 | 2,850 | 1 | 211 | 775 | 5 | 66 | 6,659 | اليمن السابق | |
| Total ESCWA | 34,104 | 2,272 | 1,345 | 47,713 | 1,568 | 17,131 | 24,901 | 20,597 | 8,482 | 159,629 | مجموع المنطقة | |

II-7-12
 واردات اليمن حسب اقسام التصنيف الدولي
 Intraregional Imports of Yemen by SITC Sections
 1996

| Country | Section | 000' US \$ | | | | | | | | Total (0-9) | القسم (0-9) | الف دولارات امريكانيه |
|--------------|---------|------------|-------|-------|---------|-------|--------|--------|---------|----------------|----------------|--------------------------|
| | | 0 | 1 | 2 | 3 | 4 | 5 | 6 | 7 | | | |
| Bahrain | | 51 | - | - | 15,335 | - | - | 344 | 53 | 2 | 15,785 | البحرين |
| Egypt | | 8,150 | 54 | 323 | 175 | - | 6,835 | 6,569 | 1,867 | 2,464 | 26,437 | مصر |
| Iraq | | 21 | - | - | - | - | - | 27 | - | 2 | 50 | العراق |
| Jordan | | 1,102 | 0 | 557 | 263 | 689 | 8,399 | 5,960 | 3,806 | 2,704 | 23,480 | الأردن |
| Kuwait | | 5,203 | - | - | 75,432 | - | 20 | 259 | 43 | 31 | 80,987 | الكويت |
| Lebanon | | 95 | - | - | - | 42 | 223 | 164 | 811 | 3,884 | 5,219 | لبنان |
| Oman | | 87 | 17 | 4 | 503 | - | 37 | 707 | 5,642 | 40 | 7,037 | عمان |
| Qatar | | 31 | - | - | - | - | 430 | 30 | 131 | 7 | 630 | قطر |
| Saudi Arabia | | 24,862 | 556 | 1,866 | 5,036 | 1,724 | 34,536 | 43,516 | 49,600 | 11,631 | 173,753 | السعودية |
| Syria | | 1,078 | - | 71 | - | - | 1,462 | 231 | 212 | 1,753 | 4,858 | سوريا |
| U A E | | 23,094 | 584 | 3,466 | 21,139 | 1,370 | 12,213 | 32,540 | 41,340 | 11,358 | 147,194 | الإمارات العربية المتحدة |
| Total ESCWA | | 63,774 | 1,211 | 6,287 | 117,882 | 3,824 | 64,155 | 90,347 | 103,506 | 33,876 | 485,430 | مجموع الاسعوا |

II-7-12
واردات اليمن من المنطقة حسب أقسام التصنيف الدولي
Intraregional Imports of Yemen by SITC Sections
1997

| Country | Section | | | | | | | | | | Total (0-9) | القسم (0-9) | البلد الدولة العربية |
|--------------|---------|-------|-------|---------|-------|--------|--------|---------|--------|---------|--------------------------|----------------|-------------------------|
| | 0 | 1 | 2 | 3 | 4 | 5 | 6 | 7 | 8 | | | | |
| Bahrain | 3 | 6 | 7 | 5,122 | - | 5 | 822 | 182 | 77 | 6,225 | البحرين | | |
| Egypt | 1,904 | 6 | 64 | 329 | - | 9,138 | 5,457 | 408 | 2,920 | 20,232 | مصر | | |
| Iraq | | | | | | | | | | 10 | العراق | | |
| Jordan | 2,294 | 30 | 635 | 76 | 1,171 | 5,501 | 2,576 | 2,518 | 2,423 | 17,255 | الأردن | | |
| Kuwait | 1,258 | - | - | 78,200 | - | 1 | 576 | 533 | 13 | 80,581 | الكويت | | |
| Lebanon | 120 | - | - | - | - | 180 | 99 | 248 | 186 | 835 | لبنان | | |
| Oman | 130 | 2 | 14 | 345 | 78 | 293 | 1,057 | 4,340 | 97 | 6,356 | عمان | | |
| Qatar | - | - | 3 | - | 1 | 861 | 172 | 118 | 35 | 1,190 | قطر | | |
| Saudi Arabia | 32,132 | 3,786 | 1,884 | 3,272 | 1,309 | 38,625 | 43,280 | 52,843 | 13,099 | 191,510 | السعودية | | |
| Syria | 351 | - | 2 | - | - | 1,205 | 207 | 196 | 1,189 | 3,149 | سوريا | | |
| U.A.E. | 29,906 | 999 | 1,852 | 24,721 | 1,581 | 11,218 | 37,394 | 51,366 | 13,500 | 173,596 | الإمارات العربية المتحدة | | |
| Total ESCWA | 68,096 | 4,829 | 4,461 | 112,065 | 4,141 | 67,028 | 91,641 | 112,752 | 33,538 | 501,107 | مجموع المنطقة | | |

جدول رقم II-8

المصادر البنينة لدول الاسكوا باستثناء النفط الخام موزعة حسب أقسام التصنيف الدولي

للأعوام ١٩٧٥، ١٩٨٠، ١٩٨٥، ١٩٩٠، ١٩٩٧-١٩٩٧

Tables No. II-8

Non-Crude Oil Intraregional Exports of ESCWA Countries by
SITC Sections for the years 1975, 1980, 1985, 1990-1997

II-8-1
صناديق البحرين ضمن المنطقة حسب أقسام التصنيف الدولي
Intraregional Exports of Bahrain by SITC Sections
1975

| Country | Section | 000 US \$ | | | | | | | | Total (0-9) | القسم (0-9) | الدول المراد البلد | |
|--------------------|---------|-----------|-------|-----|-----|----|-------|--------|--------|----------------|----------------|--------------------------|-------------------------|
| | | 0 | 1 | 2 | 3 | 4 | 5 | 6 | 7 | | | | 8 |
| Egypt | | - | - | - | - | - | - | - | - | 15 | 1 | 16 | مصر |
| Iraq | | - | - | - | - | - | - | - | - | 1 | - | 17 | العراق |
| Jordan | | - | - | - | - | - | - | - | - | - | - | 10 | الأردن |
| Kuwait | | 607 | 999 | 27 | 2 | 2 | 154 | 172 | 327 | 1,672 | 3961 | الكويت | |
| Lebanon | | - | 4 | - | - | - | 6 | - | 220 | 6 | 236 | لبنان | |
| Oman | | 198 | 1,124 | - | 24 | - | 16 | 411 | 663 | 101 | 2541 | عمان | |
| Qatar | | 1,397 | 71 | 66 | 37 | - | 164 | 1,115 | 1,470 | 1,153 | 5462 | قطر | |
| Saudi Arabia | | 5,373 | 194 | 316 | 318 | 8 | 1,571 | 15,490 | 13,133 | 28,394 | 64821 | السعودية | |
| Syria | | - | - | - | - | - | - | - | - | - | - | - | سوريا |
| U A E | | 1,509 | 1,694 | 8 | 41 | - | 812 | 18,285 | 2,445 | 3,732 | 28555 | الإمارات العربية المتحدة | |
| Yemen | | - | - | - | - | - | - | - | - | - | - | - | اليمن |
| Yemen A R (former) | | - | - | - | - | - | - | - | - | - | - | - | اليمن A R (former) |
| Dem Yemen (former) | | - | - | - | - | - | - | - | - | - | - | - | اليمن الديمقراطية سابقا |
| Total ESCWA | | 9,083 | 4,086 | 417 | 421 | 11 | 2,722 | 35,473 | 18,299 | 35,058 | 105619 | مجموع المنطقة | |

II-8-1
ملازك البحرين ضمن المنطقة حسب أقسام التصنيف الدولي
Intraregional Exports of Bahrain by SITC Sections
1980

| 000' US \$ | | | | | | | | | | | Total | |
|--------------------|---------|-----|--------|-------|-----|---|-------|--------|--------|-------|---------|--------------------------|
| Country | Section | 0 | 1 | 2 | 3 | 4 | 5 | 6 | 7 | 8 | (0-9) | القسم |
| Egypt | | - | 33 | - | - | - | 76 | 7,883 | 3,235 | 9 | 11,236 | مصر |
| Iraq | | - | - | - | - | - | - | 21,594 | 372 | - | 21,966 | العراق |
| Jordan | | - | - | - | - | - | - | 1,413 | - | - | 1,413 | الأردن |
| Kuwait | | 1 | 5 | 275 | - | - | 94 | 7,592 | 650 | 145 | 8,762 | الكويت |
| Lebanon | | - | - | - | - | - | - | - | 0 | - | 0 | لبنان |
| Oman | | 10 | 51 | - | 63 | - | 7 | 164 | 523 | 84 | 902 | عمان |
| Qatar | | 35 | 19 | 1 | - | - | 126 | 2,641 | 3,079 | 132 | 6,033 | قطر |
| Saudi Arabia | | 161 | 271 | 815 | 75 | 2 | 1,089 | 22,252 | 11,113 | 1,182 | 36,962 | السعودية |
| Syria | | - | - | - | - | - | - | - | 15 | 3 | 18 | سوريا |
| U A E | | 72 | 17,753 | 36 | 119 | - | 511 | 20,251 | 18,589 | 831 | 58,167 | الإمارات العربية المتحدة |
| Yemen | | - | - | - | - | - | - | - | - | - | - | اليمن |
| Yemen A R (former) | | - | - | - | - | - | - | - | - | - | - | C و اليمن سابقا |
| Dem Yemen (former) | | - | - | - | - | - | - | - | - | - | - | اليمن الديموقراطي سابقا |
| Total ESCWA | | 280 | 18,132 | 1,127 | 256 | 2 | 1,902 | 83,793 | 37,578 | 2,385 | 145,463 | مجموع المنطقة |

II-8-1
مشارك البحرين مع المنطقة حسب أقسام التصنيع الوطني
Intraregional Exports of Bahrain by SITC Sections
1986

000' US \$

| Country | Section | | | | | | | | Total (0-9) | القسم (0-9) | |
|--------------------|---------|-----|-----|----|----|-------|--------|--------|----------------|----------------|--------------------------|
| | 0 | 1 | 2 | 3 | 4 | 5 | 6 | 7 | | | 8 |
| Egypt | 4 | 21 | - | - | - | 10 | 487 | 10,463 | 8 | 11,016 | مصر |
| Iraq | - | - | 1 | - | - | - | 624 | 82 | 72 | 778 | العراق |
| Jordan | 2 | 0 | - | - | - | - | 3,387 | 54 | 8 | 3,459 | الأردن |
| Kuwait | 154 | 4 | 100 | - | - | 60 | 9,865 | 1,213 | 295 | 11,710 | الكويت |
| Lebanon | - | - | - | - | - | - | - | 8 | - | 8 | لبنان |
| Oman | 32 | 188 | 0 | - | - | 88 | 3,737 | 1,184 | 392 | 5,656 | عمان |
| Qatar | 318 | 87 | 1 | 0 | 18 | 87 | 1,462 | 246 | 443 | 2,747 | قطر |
| Saudi Arabia | 779 | 5 | 89 | 12 | 4 | 771 | 40,277 | 6,293 | 3,101 | 51,436 | السعودية |
| Syria | - | - | - | - | - | - | 5 | 15 | - | 20 | سوريا |
| U A E | 447 | 124 | 92 | 73 | 13 | 681 | 2,304 | 5,260 | 534 | 9,807 | الإمارات العربية المتحدة |
| Yemen | - | - | - | - | - | - | - | - | - | - | اليمن |
| Yemen A R (former) | - | - | - | - | - | - | 4 | 841 | 0 | 846 | C E اليمنية سابقا |
| Dem Yemen (former) | - | - | - | - | - | - | - | - | 4 | 5 | اليمن الديمقراطي سابقا |
| Total ESCWA | 1,737 | 430 | 282 | 86 | 35 | 1,695 | 62,151 | 25,658 | 4,857 | 97,487 | مجموع المنطقة |

II-8-1
صالحات البحرين ضمن المنطقة حسب أقسام التصنيف الدولي
Intraregional Exports of Bahrain by SITC Sections
1996

000' US \$

| Country | Section | | | | | | | | Total (0-9) | القسم القطري | |
|--------------|---------|-------|-------|----|--------|--------|---------|--------|----------------|-----------------|--------------------------|
| | 0 | 1 | 2 | 3 | 4 | 5 | 6 | 7 | | | 8 |
| Egypt | 1 | 7 | 1 | - | - | 115 | 1,299 | 992 | 1,125 | 3,543 | مصر |
| Iraq | - | - | - | - | - | - | - | - | - | - | العراق |
| Jordan | 20 | - | 2 | - | 597 | 15,757 | 1,930 | 683 | 530 | 19,519 | الأردن |
| Kuwait | 3,655 | 503 | 22 | 3 | 2,850 | 1,956 | 21,933 | 3,313 | 2,379 | 36,614 | الكويت |
| Lebanon | 405 | - | 26 | - | 43 | 17 | 1,674 | 736 | 59 | 2,960 | لبنان |
| Oman | 748 | 426 | 26 | - | 3,349 | 719 | 5,381 | 1,325 | 2,264 | 14,239 | عمان |
| Qatar | 787 | 209 | 28 | - | 2,314 | 1,174 | 30,631 | 1,433 | 1,764 | 38,340 | قطر |
| Saudi Arabia | 8,904 | 311 | 179 | 2 | 13,578 | 8,005 | 177,332 | 5,227 | 17,212 | 230,750 | السعودية |
| Syria | - | - | - | - | - | - | - | - | - | - | سوريا |
| U A E | 1,432 | 1,757 | 5,297 | 24 | 7,234 | 1,246 | 36,182 | 6,747 | 5,342 | 65,261 | الإمارات العربية المتحدة |
| Yemen | - | - | - | - | - | - | - | - | - | - | اليمن |
| Total ESCWA | 15,952 | 3,213 | 5,581 | 29 | 29,965 | 28,989 | 276,362 | 20,456 | 30,675 | 411,226 | مجموع المنطقة |

II-8-2
صالحات مصر حسب المنطقة حسب أقسام التصدير الدولي
Intraregional Exports of Egypt by SITC Sections
1975

000' US \$

| Country | Section | | | | | | | | | Total (0-9) | القسم (0-9) | البلد المرسل اليه |
|--------------------|---------|-----|-------|---|---|-------|--------|-------|-------|----------------|---------------------------|----------------------|
| | 0 | 1 | 2 | 3 | 4 | 5 | 6 | 7 | 8 | | | |
| Bahrain | 58 | 9 | - | - | - | 27 | 41 | - | 347 | 482 | البحرين | |
| Iraq | 1 | - | 9 | - | - | 999 | 4,062 | 8,137 | 868 | 14,117 | العراق | |
| Jordan | 2,576 | - | 159 | - | - | 40 | 1,067 | 38 | 470 | 4,350 | الأردن | |
| Kuwait | 989 | 60 | 73 | - | - | 458 | 249 | 30 | 675 | 2,533 | الكويت | |
| Lebanon | 5,048 | 4 | 1,023 | - | - | 22 | 2,427 | 104 | 759 | 9,387 | لبنان | |
| Oman | 280 | 0 | 42 | - | - | 173 | 154 | - | 567 | 1,216 | عمان | |
| Qatar | 163 | 5 | 12 | - | - | 126 | 86 | - | 758 | 1,151 | قطر | |
| Saudi Arabia | 15,194 | 39 | 208 | - | 0 | 1,225 | 2,212 | 54 | 1,288 | 20,223 | السعودية | |
| Syria | 157 | - | 666 | - | - | 372 | 5,032 | 13 | 196 | 6,447 | سوريا | |
| U A E | - | - | - | - | - | - | - | - | - | - | الإمارات العربية المتحدة | |
| Yemen | - | - | - | - | - | - | - | - | - | - | اليمن | |
| Yemen A R (former) | 548 | - | - | - | - | 90 | 214 | 13 | 91 | 957 | اليمن السابقة | |
| Dem Yemen (former) | 6 | - | 2 | - | - | 2 | 34 | - | 69 | 112 | اليمن الديمقراطية السابقة | |
| Total ESCWA | 25,020 | 117 | 2,194 | - | 0 | 3,533 | 15,579 | 8,389 | 6,087 | 60,974 | مجموع الإسكوا | |

II-8-2
ملازك مصر حسب المنطقة حسب اقسام التصنيف الدولي
Intraregional Exports of Egypt by SITC Sections
1980

| Country | Section | | | | | | | | Total (0-9) | القسم البلد | |
|--------------------|---------|-------|-----|-----|---|-------|--------|---|----------------|----------------|--------------------------|
| | 0 | 1 | 2 | 3 | 4 | 5 | 6 | 7 | | | 8 |
| Bahrain | 280 | - | - | - | - | - | 10 | - | 6 | 321 | البحرين |
| Iraq | - | - | - | - | - | 60 | 7 | - | 1 | 73 | العراق |
| Jordan | - | - | - | - | - | - | 36 | - | - | 37 | الأردن |
| Kuwait | 2,923 | - | - | - | - | - | 739 | - | 39 | 3,901 | الكويت |
| Lebanon | 13,338 | - | 269 | - | - | 126 | 3,751 | - | 157 | 18,011 | لبنان |
| Oman | 49 | - | - | - | - | - | 239 | - | 7 | 311 | عمان |
| Qatar | 100 | - | - | - | - | 164 | 256 | - | - | 620 | قطر |
| Saudi Arabia | 34,697 | 237 | 59 | - | - | 5,400 | 13,427 | - | 751 | 55,526 | السعودية |
| Syria | - | - | - | - | - | - | 819 | - | - | 823 | سوريا |
| U A E | 3,494 | - | - | - | - | - | 161 | - | 17 | 3,763 | الإمارات العربية المتحدة |
| Yemen | - | - | - | - | - | - | - | - | - | - | اليمن |
| Yemen A R (former) | - | 4,769 | - | - | - | 273 | 93 | - | - | 5,164 | C ع اليمنية سابقا |
| Dem Yemen (former) | - | - | - | - | - | - | - | - | - | - | اليمن الديمقراطية سابقا |
| Total ESCWA | 54,881 | 5,006 | 327 | 207 | - | 6,023 | 19,537 | - | 978 | 88,551 | مجموع المنطقة |

II-8-2
مصادر مصر من المنطقة حسب أقسام التصنيف الدولي
Intraregional Exports of Egypt by SITC Sections
1985

الف دولار أمريكي

| Country | Section | 000' US \$ | | | | | | | | Total القسم (0-9) | البلد | |
|--------------------|---------|------------|-------|-------|--------|---|---|---|---|-------------------------|---------|---|
| | | 0 | 1 | 2 | 3 | 4 | 5 | 6 | 7 | | | 8 |
| Bahrain | | 300 | - | - | - | - | - | - | - | 785 | 1,140 | البحرين |
| Iraq | | 320 | 3,508 | - | - | - | - | - | - | 5,122 | 39,243 | العراق |
| Jordan | | 874 | - | 1,021 | - | - | - | - | - | 1,700 | 9,221 | الأردن |
| Kuwait | | 6,800 | 624 | 148 | - | - | - | - | - | 2,002 | 10,740 | الكويت |
| Lebanon | | 4,450 | - | 580 | 12,549 | - | - | - | - | 245 | 18,650 | لبنان |
| Oman | (1) | 2,183 | 392 | 630 | - | - | - | - | - | 1,721 | 5,398 | عمان (1) |
| Qatar | | 1,234 | 127 | 189 | - | - | - | - | - | 858 | 2,554 | قطر |
| Saudi Arabia | | 49,991 | 3,974 | 2,156 | - | - | - | - | - | 4,822 | 74,509 | السعودية |
| Syria | | - | - | - | - | - | - | - | - | - | - | سوريا |
| U A E | | - | - | - | - | - | - | - | - | - | - | الإمارات العربية المتحدة |
| Yemen | | - | - | - | - | - | - | - | - | - | - | اليمن |
| Yemen A R (former) | | 652 | - | - | - | - | - | - | - | 312 | 577 | ج ع اليمنية سابقا |
| Dem Yemen (former) | | - | - | - | - | - | - | - | - | 113 | 201 | اليمن الديمقراطية سابقا |
| Total ESCWA | | 66,804 | 8,625 | 4,724 | 12,549 | - | - | - | - | 8,560 | 44,029 | مجموع ع المنطقة |
| | | | | | | | | | | 18,524 | 164,470 | (1) أرقام عمان تتضمن الإمارات العربية المتحدة |

II-8-2
صناديق مصر مع المنطقة حسب أقسام التصنيف الدولي
Intraregional Exports of Egypt by SITC Sections
1990

| Country | Section | 000' US \$ | | | | | | | | Total المجموع (0-9) | البلد المنطقة | |
|--------------|---------|------------|-----|-------|--------|---|--------|--------|-------|---------------------------|------------------|--------------------------|
| | | 0 | 1 | 2 | 3 | 4 | 5 | 6 | 7 | | | 8 |
| Bahrain | | 539 | - | - | - | - | 159 | 321 | - | 458 | 1,520 | البحرين |
| Iraq | | 894 | - | 554 | - | - | 5,419 | 22,849 | 507 | 1,037 | 31,289 | العراق |
| Jordan | | 1,318 | - | 778 | 157 | - | 4,714 | 6,099 | 931 | 1,709 | 15,727 | الأردن |
| Kuwait | | 5,965 | - | 329 | - | - | 271 | 2,230 | 219 | 2,316 | 11,396 | الكويت |
| Lebanon | | 4,998 | 159 | 201 | 849 | - | 759 | 1,472 | 117 | 669 | 9,228 | لبنان |
| Oman | | 6,129 | - | 440 | 1,347 | - | 778 | 2,772 | 733 | 2,035 | 14,521 | عمان |
| Qatar | | 2,041 | - | 120 | - | - | 664 | 724 | - | 605 | 4,191 | قطر |
| Saudi Arabia | | 37,595 | 122 | 1,852 | - | - | 5,703 | 16,983 | 1,677 | 11,860 | 76,579 | السعودية |
| Syria | | 9,948 | - | 145 | - | - | 618 | 925 | - | - | 11,682 | سوريا |
| U A E | | - | - | - | - | - | - | - | - | - | - | الإمارات العربية المتحدة |
| Yemen | | - | - | 320 | 13,363 | - | 1,343 | 2,020 | 284 | 1,908 | 19,309 | اليمن |
| Total ESCWA | | 69,427 | 281 | 4,739 | 15,716 | - | 20,428 | 56,395 | 4,468 | 22,597 | 195,442 | المجموع الإسكوا |

II-8-2
مصارف مصر مع البلدان الأعضاء العربيين
Intraregional Exports of Egypt by SITC Sections
1991

| Country | Section | 000' US \$ | | | | | | | | Total القسم (0-9) | البلد القسم البلد | |
|--------------|---------|------------|-------|-------|--------|-------|--------|--------|-------|-------------------------|-------------------------|--------------------------|
| | | 0 | 1 | 2 | 3 | 4 | 5 | 6 | 7 | | | 8 |
| Bahrain | | 1,060 | - | - | - | - | 583 | 269 | - | 234 | 2,186 | البحرين |
| Iraq | | - | - | - | - | - | - | 3,295 | - | 190 | 3,610 | العراق |
| Jordan | | 13,006 | 515 | 396 | 137 | 1,116 | 7,442 | 12,376 | 572 | 1,151 | 36,713 | الأردن |
| Kuwait | | 3,832 | - | 171 | - | - | 1,370 | 3,566 | 430 | 5,279 | 14,691 | الكويت |
| Lebanon | | 7,212 | 663 | 518 | 385 | - | 736 | 5,085 | - | 1,007 | 15,852 | لبنان |
| Oman | | 286 | - | - | - | - | 519 | 1,298 | 1,890 | 185 | 4,219 | عمان |
| Qatar | | 2,090 | - | - | 3,570 | - | 467 | 1,119 | - | 381 | 7,758 | قطر |
| Saudi Arabia | | 53,879 | 238 | 2,385 | 694 | - | 9,796 | 29,174 | 2,187 | 16,502 | 114,919 | السعودية |
| Syria | | 5,334 | - | 212 | 550 | - | 3,041 | 6,805 | 1,055 | 897 | 17,729 | سوريا |
| U A E | | 4,547 | - | 423 | 1,568 | - | 837 | 2,681 | 364 | 2,317 | 12,879 | الإمارات العربية المتحدة |
| Yemen | | 532 | - | - | 13,863 | - | 2,417 | 4,656 | - | 721 | 22,267 | اليمن |
| Total ESCWA | | 91,778 | 1,416 | 4,105 | 20,767 | 1,116 | 27,208 | 70,324 | 6,498 | 28,864 | 252,823 | مجموع المنطقة |

II-8-2
 صادرات مصر من المنطقة حسب أقسام التصنيف الدولي
 Intraregional Exports of Egypt by SITC Sections
 1992

| Country | Section | | | | | | | | | Total القسم (0-9) | الدول العربية المتحدة | |
|--------------|---------|-------|-------|-------|-----|--------|---------|-------|--------|-------------------------|--------------------------|--------------------------|
| | 0 | 1 | 2 | 3 | 4 | 5 | 6 | 7 | 8 | | | |
| Bahrain | 1,604 | - | - | - | - | 421 | 735 | - | - | 582 | 3,404 | السعودية |
| Iraq | - | - | - | - | - | - | - | - | - | - | - | العراق |
| Jordan | 11,654 | 760 | 760 | 123 | 188 | 9,746 | 8,469 | 1,128 | 1,447 | 1,447 | 33,564 | الأردن |
| Kuwait | 19,330 | 851 | 851 | - | - | 1,334 | 5,149 | 397 | 9,141 | 9,141 | 36,353 | الكويت |
| Lebanon | 11,211 | - | 1,051 | 467 | - | 553 | 6,037 | 424 | 1,841 | 1,841 | 21,388 | لبنان |
| Oman | 363 | - | - | - | - | 397 | 1,075 | 164 | 321 | 321 | 2,379 | عمان |
| Qatar | 4,745 | - | 226 | - | - | 591 | 1,238 | - | 2,098 | 2,098 | 9,133 | قطر |
| Saudi Arabia | 94,637 | 2,782 | 2,782 | 584 | 371 | 9,917 | 61,200 | 2,581 | 29,223 | 29,223 | 202,417 | السعودية |
| Syria | 15,148 | 454 | 454 | 614 | - | 4,567 | 14,108 | 735 | 633 | 633 | 36,342 | سوريا |
| U A E | 5,539 | 901 | 901 | 2,454 | - | 1,314 | 4,304 | 147 | 4,105 | 4,105 | 19,550 | الإمارات العربية المتحدة |
| Yemen | 412 | - | - | 2,932 | - | 4,720 | 7,104 | 130 | 1,782 | 1,782 | 17,105 | اليمن |
| Total ESCWA | 164,643 | 7,025 | 7,025 | 7,174 | 559 | 33,560 | 109,419 | 5,706 | 51,173 | 51,173 | 381,635 | مجموع الإسكوا |

الف دولار أمريكي

II-8-2
 صادرات مصر حسب المنطقة حسب القسم التصنيف الدولي
 Intraregional Exports of Egypt by SITC Sections
 1993

| Country | Section | 000' US \$ | | | | | | | | | Total (0-9) | القسم البلد | |
|--------------|---------|------------|-----|-------|---|---|---|---|---|---|----------------|----------------|--------------------------|
| | | 0 | 1 | 2 | 3 | 4 | 5 | 6 | 7 | 8 | | | |
| Bahrain | | 1,755 | | | | | | | | | | | البحرين |
| Iraq | | - | | | | | | | | | | | العراق |
| Jordan | | 732 | | 638 | | | | | | | | | الأردن |
| Kuwait | | 17,784 | | 984 | | | | | | | | | الكويت |
| Lebanon | | 12,459 | | 752 | | | | | | | | | لبنان |
| Oman | | 273 | | 138 | | | | | | | | | عمان |
| Qatar | | 3,544 | | 174 | | | | | | | | | قطر |
| Saudi Arabia | | 82,507 | 137 | 4,081 | | | | | | | | | السعودية |
| Syria | | 20,201 | | 266 | | | | | | | | | سوريا |
| U A E | | 8,096 | | 635 | | | | | | | | | الإمارات العربية المتحدة |
| Yemen | | 6,720 | | - | | | | | | | | | اليمن |
| Total ESCWA | | 154,071 | | 7,668 | | | | | | | | | مجموع المنطقة |

II-8-2
ملازك مصر من المملكة من اقسام التصيب الدولي
Intraregional Exports of Egypt by SITC Sections
1994

| Country | Section | 000' US \$ | | | | | | | | Total القسم (0-9) | البلد العربي | |
|--------------|---------|------------|--------|--------|--------|--------|---------|--------|--------|-------------------------|---------------|--------------------------|
| | | 0 | 1 | 2 | 3 | 4 | 5 | 6 | 7 | | | 8 |
| Bahrain | | 1,340 | - | 73 | - | 11 | 560 | 600 | 60 | 1,030 | 3,680 | البحرين |
| Iraq | | 34 | - | 50 | - | 100 | 100 | 840 | - | - | 1,040 | العراق |
| Jordan | | 2,870 | - | 750 | 157 | 11 | 3,600 | 12,160 | 270 | 1,050 | 20,970 | الأردن |
| Kuwait | | 12,018 | 160 | 1,000 | - | - | 1,100 | 6,900 | 560 | 4,350 | 26,150 | الكويت |
| Lebanon | | 16,470 | - | 1,170 | 1,040 | - | 600 | 10,570 | 250 | 5,000 | 35,130 | لبنان |
| Oman | | 259 | - | 23 | - | - | 900 | 166 | 85 | 800 | 2,270 | عمان |
| Qatar | | 2,670 | 11 | 530 | - | - | 530 | 779 | 110 | 1,300 | 5,960 | قطر |
| Saudi Arabia | | 46,270 | 257 | 8,250 | 30 | 170 | 13,600 | 59,130 | 3,570 | 23,500 | 155,100 | السعودية |
| Syria | | 35,500 | - | 160 | 62 | 219 | 3,760 | 12,700 | 1,600 | 850 | 57,500 | سوريا |
| U A E | | 5,350 | - | 1,000 | 24,010 | - | 700 | 4,700 | 840 | 4,030 | 40,800 | الإمارات العربية المتحدة |
| Yemen | | 2,620 | - | 247 | 8,360 | - | 3,300 | 3,220 | 200 | 1,100 | 19,100 | اليمن |
| Total ESCWA | | 125,401 | 13,253 | 33,659 | 511 | 28,750 | 111,765 | 7,545 | 43,010 | 367,700 | مجموع الاسواق | |

II-8-2
ملازك مصر من المنطقة حسب اقسام التصيب الولي
Intraregional Exports of Egypt by SITC Sections
1995

| Country | Section | | | | | | | | | Total (0-9) | القسم | الف دولارات امريكى |
|--------------|---------|-----|--------|--------|-------|--------|---------|-------|--------|----------------|--------------------------|--------------------|
| | 0 | 1 | 2 | 3 | 4 | 5 | 6 | 7 | 8 | | | |
| Bahrain | 564 | 2 | 236 | - | - | 495 | 490 | 13 | 551 | 2,354 | البحرين | |
| Iraq | 5 | - | 3 | - | - | 27 | 37 | 3 | 49 | 124 | العراق | |
| Jordan | 4,801 | 3 | 1,319 | 185 | 39 | 5,364 | 17,138 | 1,063 | 981 | 30,912 | الأردن | |
| Kuwait | 8,406 | 94 | 863 | 65 | - | 973 | 3,301 | 436 | 2,672 | 16,926 | الكويت | |
| Lebanon | 20,456 | - | 1,882 | 570 | 5 | 1,007 | 16,436 | 644 | 2,461 | 43,470 | لبنان | |
| Oman | 140 | - | 45 | - | - | 801 | 837 | 300 | 690 | 2,833 | عمان | |
| Qatar | 1,714 | 3 | 151 | 3 | 3 | 416 | 1,057 | 611 | 1,063 | 5,051 | قطر | |
| Saudi Arabia | 32,136 | 274 | 7,441 | 245 | 183 | 15,831 | 36,040 | 2,144 | 17,697 | 113,136 | السعودية | |
| Syria | 22,948 | - | 2,018 | 699 | 1,963 | 7,770 | 18,575 | 1,711 | 415 | 56,099 | سوريا | |
| U A E | 8,208 | 18 | 2,163 | 16,335 | 2 | 1,966 | 5,596 | 2,232 | 3,117 | 40,999 | الإمارات العربية المتحدة | |
| Yemen | 102 | - | 21 | 1,873 | 94 | 5,227 | 3,389 | 417 | 1,334 | 12,457 | اليمن | |
| Total ESCWA | 99,480 | 394 | 16,142 | 19,975 | 2,289 | 39,877 | 102,896 | 9,574 | 31,030 | 324,361 | مجموع المنطقة | |

II-8-2
مشارك مصر مع المنطقة حسب أقسام التصنيع الدولي
Intraregional Exports of Egypt by SITC Sections
1996

| Country | Section | 000' US \$ | | | | | | | | | Total (0-9) | اللقم البلد |
|--------------|---------|------------|-----|--------|--------|-----|--------|--------|-------|--------|----------------|--------------------------|
| | | 0 | 1 | 2 | 3 | 4 | 5 | 6 | 7 | 8 | | |
| Bahrain | | 532 | 1 | 50 | - | 58 | 687 | 899 | 4 | 380 | 2,615 | البحرين |
| Iraq | | 15 | - | - | - | - | 1 | 14 | 42 | - | 73 | العراق |
| Jordan | | 25,409 | 2 | 1,064 | 151 | - | 4,710 | 11,658 | 538 | 1,095 | 44,691 | الأردن |
| Kuwait | | 9,412 | 56 | 1,856 | 2 | 26 | 1,666 | 2,248 | 918 | 3,161 | 19,372 | الكويت |
| Lebanon | | 15,188 | 14 | 1,261 | 50 | 114 | 1,431 | 12,790 | 273 | 1,919 | 33,088 | لبنان |
| Oman | | 196 | 1 | 31 | - | 2 | 984 | 829 | 14 | 844 | 2,906 | عمان |
| Qatar | | 1,395 | 87 | 133 | 2 | - | 627 | 1,741 | 54 | 1,682 | 5,729 | قطر |
| Saudi Arabia | | 38,619 | 521 | 10,538 | 235 | 221 | 19,535 | 36,353 | 1,602 | 15,101 | 122,901 | السعودية |
| Syria | | 19,624 | - | 1,876 | 53 | 397 | 9,948 | 19,116 | 3,234 | 797 | 55,123 | سوريا |
| U A E | | 9,236 | 1 | 4,391 | 18,224 | 22 | 1,361 | 6,577 | 226 | 4,359 | 44,472 | الإمارات العربية المتحدة |
| Yemen | | 197 | 7 | 52 | 22,597 | - | 9,670 | 1,385 | 930 | 1,692 | 36,583 | اليمن |
| Total ESCWA | | 119,823 | 690 | 21,252 | 41,314 | 840 | 50,620 | 93,610 | 7,835 | 31,030 | 367,553 | مجموع المنطقة |

II-8-2
مطارات مصر ضمن المنطقة حسب أقسام التصنيف الدولي
Intraregional Exports of Egypt by SITC Sections
1997

| Country | Section | | | | | | | | | Total (0-9) | القسم (0-9) | البلد العربي |
|--------------|---------|-------|--------|--------|--------|--------|--------|-------|--------|----------------|--------------------------|--------------|
| | 0 | 1 | 2 | 3 | 4 | 5 | 6 | 7 | 8 | | | |
| Bahrain | 461 | - | 5 | 13 | - | 717 | 787 | 21 | 254 | 2,258 | البحرين | |
| Iraq | 71 | - | - | - | 8,677 | 10,859 | 72 | 339 | 28 | 20,046 | العراق | |
| Jordan | 3,924 | 9 | 1,075 | 160 | 933 | 6,322 | 10,832 | 1,331 | 1,538 | 26,124 | الأردن | |
| Kuwait | 10,117 | 44 | 779 | - | 96 | 1,114 | 3,268 | 376 | 3,177 | 18,971 | الكويت | |
| Lebanon | 16,634 | - | 853 | 24 | 70 | 1,155 | 11,027 | 574 | 1,936 | 32,273 | لبنان | |
| Oman | 231 | - | 57 | - | - | 1,408 | 269 | 14 | 677 | 2,656 | عمان | |
| Qatar | 1,652 | 6 | 71 | 1 | 13 | 1,269 | 718 | 130 | 1,416 | 5,276 | قطر | |
| Saudi Arabia | 43,797 | 1,222 | 4,155 | 168 | 60 | 24,539 | 46,815 | 1,926 | 15,865 | 138,547 | السعودية | |
| Syria | 14,124 | - | 679 | 7 | 584 | 4,135 | 11,881 | 2,249 | 914 | 34,573 | سوريا | |
| U A E | 10,294 | 120 | 7,894 | 3,335 | 210 | 2,447 | 6,178 | 894 | 2,871 | 34,243 | الإمارات العربية المتحدة | |
| Yemen | 500 | 2 | 159 | 14,222 | 55 | 11,635 | 2,831 | 529 | 2,575 | 32,508 | اليمن | |
| Total ESCWA | 101,805 | 1,403 | 15,727 | 17,930 | 10,698 | 65,600 | 94,678 | 8,383 | 31,251 | 347,475 | مجموع المنطقة | |

II-6 مصفوفة صادرات دول الإسكوا باستثناء النفط الخام لعام ١٩٩٧

Matrix of Non-Crude Oil Exports of ESCWA Countries for the Year 1997

| Min US \$ | | مليون دولار أمريكي | | | | | | | | | | | | | | | | |
|-------------------------|---------|--------------------|--------|--------|--------|-------|------|------|----------|----------|---------|----------|---------|--------------------------|-------------|---------------|---------------------------|----------------------|
| To Exporting Country | البحرين | مصر | العراق | الأردن | الكويت | لبنان | عمان | قطر | السعودية | | سوريا | الإمارات | اليمن | اليمنية | C و اليمنية | البحرين | مجموع الإسكوا Total ESCWA | إلى البلد المصدرة |
| | | | | | | | | | السعودية | السعودية | | | | | | | | |
| Bahrain | 67 | - | 279 | 426 | 24 | 84 | 325 | 2497 | 62 | 593 | 16 | 4372 | البحرين | | | | | |
| Egypt | 23 | 200 | 261 | 190 | 323 | 27 | 53 | 1385 | 346 | 342 | 325 | 3475 | مصر | | | | | |
| Iraq | 165 | 210 | 2004 | 486 | 402 | 82 | 304 | 1984 | 362 | 782 | 188 | 7137 | العراق | | | | | |
| Jordan | 189 | 469 | 73 | 287 | 106 | 166 | 174 | 1329 | 229 | 1162 | 13 | 3909 | الأردن | | | | | |
| Kuwait | 154 | 163 | 00 | 248 | 287 | 14 | 69 | 969 | 375 | 577 | 36 | 2893 | الكويت | | | | | |
| Lebanon | 108 | 167 | 01 | 75 | 282 | 19 | 105 | 729 | 85 | 7449 | 598 | 9617 | لبنان | | | | | |
| Oman | 85 | 81 | 01 | 81 | 233 | 40 | 93 | 882 | 80 | 1949 | 12 | 3538 | عمان | | | | | |
| Qatar | | | | | | | | | | | | | | قطر | | | | |
| Saudi Arabia | | | | | | | | | | | | | | السعودية | | | | |
| Syria | 74 | 306 | 283 | 670 | 418 | 3306 | 23 | 129 | 2133 | 455 | 51 | 7847 | سوريا | | | | | |
| U A E | | | | | | | | | | | | | | الإمارات العربية المتحدة | | | | |
| Yemen | 02 | 06 | - | 08 | - | - | 05 | 01 | 279 | 01 | 87 | 388 | اليمن | | | | | |
| Yem A R (former) | | | | | | | | | | | | | | اليمنية سابقا | | | | |
| Dem Yem (former) | | | | | | | | | | | | | | اليمن الديمقراطي سابقا | | | | |
| Total ESCWA | 799 | 1402 | 2490 | 1417 | 1895 | 4195 | 410 | 835 | 9690 | 1478 | 1,280.3 | 1223 | 00 | 0.0 | 4,317.6 | مجموع الإسكوا | | |

II-8-3
ملازات العراق حسب المنطقة حسب أقسام التصنيف الدولي
Intraregional Exports of Iraq by SITC Sections
1980

000' US \$

| Country | Section | 0 | 1 | 2 | 3 | 4 | 5 | 6 | 7 | 8 | Total (0-9) | القسم | الدولة المصدرة |
|--------------------|---------|--------|-----|-------|-------|---|-------|-------|-------|-----|----------------|-------|--------------------------|
| Bahrain | | 565 | - | 11 | - | - | 701 | 6 | - | 3 | 1,286 | | البحرين |
| Egypt | | - | - | 269 | - | - | - | - | - | - | 269 | | مصر |
| Jordan | | 2,283 | - | 90 | 1,898 | - | 1,566 | 223 | 456 | - | 6,515 | | الأردن |
| Kuwait | | 2,753 | 51 | 1,414 | - | - | 895 | 293 | 18 | 91 | 5,515 | | الكويت |
| Lebanon | | 1,337 | - | 1,297 | 220 | - | 43 | 429 | - | 7 | 3,332 | | لبنان |
| Oman | | - | - | - | - | - | 2 | - | - | - | 2 | | عمان |
| Qatar | | 816 | - | 1 | - | - | 381 | 59 | 24 | 5 | 1,285 | | قطر |
| Saudi Arabia | | 1,611 | 52 | 211 | 25 | - | 74 | 312 | 41 | 176 | 2,501 | | السعودية |
| Syria | | 3,631 | - | 2,017 | 676 | - | 1,496 | 83 | 1,663 | 22 | 9,589 | | سوريا |
| U A E | | 485 | - | 37 | - | - | 1,196 | 14 | 17 | 1 | 1,750 | | الإمارات العربية المتحدة |
| Yemen | | - | - | - | - | - | - | - | - | - | - | | اليمن |
| Yemen A R (former) | | 61 | - | - | - | - | 27 | - | - | - | 88 | | C و الجمهورية سابقا |
| Dem Yemen (former) | | 1,095 | - | - | - | - | - | - | - | - | 1,095 | | اليمن الديمقراطية سابقا |
| Total ESCWA | | 14,637 | 103 | 5,347 | 2,818 | - | 6,381 | 1,418 | 2,220 | 304 | 33,228 | | مجموع المنطقة |

II-8-3
مصادر العراق ضمن المنطقة حسب القسم التصنيف الدولي
Intra-regional Exports of Iraq by SITC Sections
1985

الف دولار أمريكي

| Country | Section | القسم | | | | | | | | Total (0-9) | البلد | |
|--------------------|---------|--------|-----|-------|--------|----|-----|-------|-----|----------------|-------------------------------------|---------------|
| | | 0 | 1 | 2 | 3 | 4 | 5 | 6 | 7 | | | 8 |
| Bahrain | | 34 | - | - | - | - | - | - | - | - | 35 | البحرين |
| Egypt | | - | - | 29 | 312 | - | - | 197 | 0 | 539 | مصر | |
| Jordan | | 7,017 | 43 | 330 | 11,741 | 26 | 129 | 1,818 | 360 | 21,739 | الأردن | |
| Kuwait | | 3,408 | 206 | 561 | 212 | - | 55 | 1,884 | - | 118 | الكويت | |
| Lebanon | | 26 | - | 31 | - | - | - | - | - | 57 | لبنان | |
| Oman | | - | - | - | - | - | 1 | - | - | 1 | عمان | |
| Qatar | | - | - | - | - | - | - | - | - | - | قطر | |
| Saudi Arabia | | 1,022 | 27 | 287 | - | - | 21 | 233 | 43 | 0 | السعودية | |
| Syria | | - | - | - | - | - | - | - | - | - | سوريا | |
| T A E | | 6,868 | 73 | 301 | - | - | 1 | - | 16 | 11 | الأجزاء العربية المتحددة اليونان | |
| Yemen | | - | - | - | - | - | - | - | - | - | اليمن | |
| Yemen A R (former) | | 49 | - | - | - | - | - | - | - | - | ج و ا العربية سابقا | |
| Dem Yemen (former) | | - | - | 2 | - | - | - | - | - | - | اليمن الديموقراطي سابقا | |
| Total ESCWA | | 18,425 | 349 | 1,541 | 12,266 | 26 | 208 | 3,934 | 616 | 404 | 37,769 | مجموع المنطقة |

II-8-4
مشاركات الأردن ضمن المنطقة حسب أقسام التصنيف الدولي
Intraregional Exports of Jordan by SITC Sections
1975

000' US \$

الف دولار أمريكي

| Country | Section | 0 | 1 | 2 | 3 | 4 | 5 | 6 | 7 | 8 | Total (0-9) | القسم | البلد |
|--------------------|---------|--------|-------|-------|-----|-------|-------|--------|-------|-------|----------------|-------|--------------------------|
| Bahrain | | 109 | - | - | - | 1 | 39 | 13 | 30 | 45 | 236 | | البحرين |
| Egypt | | 21 | - | - | - | - | 113 | 2,068 | 190 | 846 | 3,239 | | مصر |
| Iraq | | 588 | 740 | 233 | - | 226 | 1,637 | 3,275 | 248 | 723 | 7,670 | | العراق |
| Kuwait | | 5,072 | 632 | 46 | 21 | 798 | 289 | 502 | 9 | 125 | 7,493 | | الكويت |
| Lebanon | | 2,767 | - | 3,001 | - | - | - | 189 | 21 | 89 | 6,068 | | لبنان |
| Oman | | 31 | 12 | - | - | - | 71 | 0 | - | 7 | 121 | | عمان |
| Qatar | | 338 | 4 | 6 | - | 43 | 27 | 10 | 0 | 32 | 459 | | قطر |
| Saudi Arabia | | 5,209 | 1,351 | 254 | 12 | 135 | 1,212 | 5,317 | 222 | 1,190 | 14,903 | | السعودية |
| Syria | | 3,813 | 392 | 180 | 849 | - | 1,952 | 1,710 | 704 | 1,582 | 11,187 | | سوريا |
| U A E | | 570 | 13 | 4 | - | 73 | 125 | 111 | 35 | 240 | 1,172 | | الإمارات العربية المتحدة |
| Yemen | | - | - | - | - | - | - | - | - | - | - | | اليمن |
| Yemen A R (former) | | - | 2 | 63 | - | - | 211 | 4 | - | 8 | 289 | | ج C العربية سابقا |
| Dem Yemen (former) | | - | - | - | - | - | - | - | - | - | - | | اليمن الديمقراطي سابقا |
| Total ESCWA | | 18,519 | 3,146 | 3,785 | 882 | 1,275 | 5,676 | 13,199 | 1,459 | 4,886 | 52,836 | | مجموع المنطقة |

II-8-4
صالحات الأردن ضمن المنطقة حسب أقسام التصنيف الدولي
Intraregional Exports of Jordan by SITC Sections
1980

000' US \$

الم دولار أمريكي

| Country | Section | 0 | 1 | 2 | 3 | 4 | 5 | 6 | 7 | 8 | Total (0-9) | القسم (0-9) | البلد |
|--------------------|---------|--------|--------|-------|----|-------|--------|--------|-------|--------|----------------|----------------|--------------------------|
| Bahrain | | 232 | - | - | - | - | 123 | - | 9 | 65 | 430 | | البحرين |
| Egypt | | - | - | 8 | - | - | - | - | - | 0 | 9 | | مصر |
| Iraq | | 17,122 | 13,036 | 2,024 | 35 | 245 | 17,338 | 24,580 | 3,417 | 14,090 | 91,888 | | العراق |
| Kuwait | | 9,357 | 1,017 | 424 | - | 2,254 | 935 | 1,808 | 585 | 941 | 17,319 | | الكويت |
| Lebanon | | 3,602 | - | 2,140 | - | 11 | 340 | 658 | 201 | 124 | 7,076 | | لبنان |
| Oman | | 13 | - | - | - | - | 143 | - | - | 816 | 972 | | عمان |
| Qatar | | 1,404 | 12 | - | - | 12 | 412 | 133 | 121 | 287 | 2,380 | | قطر |
| Saudi Arabia | | 18,329 | 3,959 | 874 | 3 | 208 | 8,638 | 22,929 | 1,066 | 7,910 | 63,915 | | السعودية |
| Syria | | 21,698 | 15 | 1,949 | 27 | - | 4,914 | 10,078 | 2,076 | 3,387 | 44,145 | | سوريا |
| U A E | | 3,654 | 59 | 5 | - | 121 | 1,084 | 171 | 155 | 267 | 5,515 | | الإمارات العربية المتحدة |
| Yemen | | - | - | - | - | - | - | - | - | - | - | | اليمن |
| Yemen A R (former) | | 63 | - | - | - | - | 734 | - | - | 39 | 836 | | C ع اليمنية سابقا |
| Dem Yemen (former) | | 780 | - | - | - | - | 9 | 17 | - | - | 805 | | اليمن الديمقراطية سابقا |
| Total ESCWA | | 76,253 | 18,098 | 7,423 | 66 | 2,850 | 34,670 | 60,373 | 7,630 | 27,926 | 235,288 | | مجموع المنطقة |

II-8-4
صناديق الإقليم ضمن المنطقة حسب أقسام التصنيف الدولي
Intraregional Exports of Jordan by SITC Sections
1985

000' US \$

| Country | Section | | | | | | | | Total (0-9) | القسم | البلد العربي | |
|--------------------|---------|-------|-------|---|--------|--------|--------|-------|----------------|-------|--------------|--------------------------|
| | 0 | 1 | 2 | 3 | 4 | 5 | 6 | 7 | | | | 8 |
| Bahrain | 661 | - | - | - | - | 1,898 | - | - | - | - | 2,737 | البحرين |
| Egypt | 485 | - | 127 | - | - | 2,257 | 2,681 | 1,927 | 200 | - | 7,708 | مصر |
| Iraq | 38,833 | 1,648 | 1,543 | - | 148 | 18,911 | 63,875 | 940 | 41,467 | - | 167,366 | العراق |
| Kuwait | 14,204 | 556 | 277 | - | 111 | 1,521 | 2,184 | 216 | 589 | - | 19,658 | الكويت |
| Lebanon | 3,103 | - | 894 | - | - | 196 | 219 | 153 | - | - | 4,583 | لبنان |
| Oman | - | - | - | - | - | 552 | - | - | 299 | - | 924 | عمان |
| Qatar | 3,727 | - | 105 | - | - | 160 | 181 | 116 | 110 | - | 4,407 | قطر |
| Saudi Arabia | 39,221 | 2,507 | 984 | - | 26,291 | 25,334 | 1,059 | 3,846 | 99,335 | - | 99,335 | السعودية |
| Syria | 2,912 | - | - | - | 3,413 | 3,081 | 321 | 107 | 107 | - | 9,915 | سوريا |
| U A E | 7,432 | - | - | - | - | 817 | 1,014 | 236 | 275 | - | 9,884 | الإمارات العربية المتحدة |
| Yemen | - | - | - | - | - | - | - | - | - | - | - | اليمن |
| Yemen A R (former) | - | - | - | - | - | 3,036 | 149 | - | - | - | 3,269 | اليمنية سابقا |
| Dem Yemen (former) | - | - | - | - | - | 1,899 | 101 | - | - | - | 2,155 | اليمن الديمقراطي سابقا |
| Total ESCWA | 110,578 | 4,711 | 3,930 | - | 259 | 60,951 | 98,819 | 4,968 | 46,893 | - | 331,941 | مجموع المنطقة |

II-8-4
مشاركات الأردن مع المنطقة حسب أقسام التصنيف الدولي
Intraregional Exports of Jordan by SITC Sections
1990

| Country | Section | 000' US \$ | | | | | | | | | Total (0-9) | القسم البلد | | |
|--------------|---------|------------|-------|-------|---|-----|---------|--------|--------|--------|----------------|----------------|---------|--------------------------|
| | | 0 | 1 | 2 | 3 | 4 | 5 | 6 | 7 | 8 | | | | |
| Bahrain | | 2,817 | - | - | - | - | 5,540 | - | - | - | - | - | 8,528 | البحرين |
| Egypt | | - | - | 168 | - | - | 10,452 | 4,697 | 303 | - | 345 | - | 15,991 | مصر |
| Iraq | | 13,474 | 4,013 | 2,601 | - | 594 | 72,278 | 58,798 | 14,875 | 11,834 | 178,474 | - | 178,474 | العراق |
| Kuwait | | 8,638 | 241 | 132 | - | - | 1,522 | 3,220 | 277 | 2,574 | 16,645 | - | 16,645 | الكويت |
| Lebanon | | 10,133 | - | 382 | - | - | 1,687 | 478 | 151 | 388 | 13,303 | - | 13,303 | لبنان |
| Oman | | - | - | - | - | - | 981 | - | 131 | - | - | - | 1,223 | عمان |
| Qatar | | 4,448 | - | - | - | - | 654 | 942 | - | 181 | - | - | 6,375 | قطر |
| Saudi Arabia | | 28,185 | 652 | 530 | - | 174 | 24,185 | 8,449 | 1,913 | 6,377 | 70,482 | - | 70,482 | السعودية |
| Syria | | 1,351 | - | 186 | - | - | 9,878 | 1,133 | - | 103 | 12,669 | - | 12,669 | سوريا |
| U A E | | 16,235 | - | 265 | - | - | 6,435 | 2,242 | 551 | 6,486 | 32,299 | - | 32,299 | الإمارات العربية المتحدة |
| Yemen | | 807 | - | - | - | - | 7,131 | 3,776 | 118 | 2,768 | 14,605 | - | 14,605 | اليمن |
| Total ESCWA | | 86,088 | 4,906 | 4,264 | - | 768 | 140,743 | 83,735 | 18,319 | 31,006 | 370,594 | - | 370,594 | مجموع المنطقة |

II-8-4
مشاركات الأردن حسب المنطقة حسب القسم المتكسب الدولي
Intraregional Exports of Jordan by SITC Sections
1991

000' US \$

| Country | Section | القسم | | | | | | | | Total (0-9) | القسم | | |
|--------------|---------|---------|-------|-------|---|-------|--------|--------|-------|----------------|---------|---------------|--------------------------|
| | | 0 | 1 | 2 | 3 | 4 | 5 | 6 | 7 | | | 8 | |
| Bahrain | | 9,386 | - | - | - | - | 7,559 | - | - | - | 100 | 17,061 | البحرين |
| Egypt | | - | - | 291 | - | - | 4,445 | 1,330 | - | - | 114 | 6,215 | مصر |
| Iraq | | 57,035 | 4,517 | 1,235 | - | 2,689 | 17,707 | - | - | - | - | 83,186 | العراق |
| Kuwait | | 135 | - | - | - | - | - | - | - | - | - | 145 | الكويت |
| Lebanon | | 9,377 | - | 744 | - | - | 2,126 | 1,415 | - | 385 | 669 | 14,739 | لبنان |
| Oman | | - | - | - | - | - | 1,004 | - | - | - | - | 1,105 | عمان |
| Qatar | | 14,179 | - | - | - | - | 374 | 569 | - | - | - | 15,294 | قطر |
| Saudi Arabia | | 8,814 | 175 | - | - | - | 4,524 | 1,403 | - | - | 986 | 16,182 | السعودية |
| Syria | | - | - | 207 | - | - | 6,673 | 5,879 | - | 115 | 414 | 13,376 | سوريا |
| U A E | | 22,596 | - | 539 | - | - | 566 | 5,848 | - | 687 | 5,807 | 38,272 | الإمارات العربية المتحدة |
| Yemen | | - | - | - | - | - | 7,100 | 3,581 | - | 422 | 838 | 12,050 | اليمن |
| Total ESCWA | | 121,522 | 4,692 | 3,016 | - | 3,255 | 57,360 | 16,390 | 1,609 | 8,928 | 217,625 | مجموع المنطقة | |

II-8-4
مشاركات الأردن ضمن المنطقة حسب أقسام التصنيف الدولي
Intraregional Exports of Jordan by SITC Sections
1992

| Country | Section | 000' US \$ | | | | | | | | Total (0-9) | القسم (0-9) | البلد |
|--------------|---------|------------|-------|-------|---|-------|--------|--------|-------|----------------|----------------|--------------------------|
| | | 0 | 1 | 2 | 3 | 4 | 5 | 6 | 7 | | | |
| Bahrain | | 7,337 | - | - | - | - | 4,097 | - | - | 158 | 11,663 | البحرين |
| Egypt | | - | - | 288 | - | - | 3,896 | 1,514 | - | 123 | 6,013 | مصر |
| Iraq | | 39,961 | 2,905 | 854 | - | 1,998 | 26,126 | - | - | - | 71,846 | العراق |
| Kuwait | | - | - | - | - | - | - | - | - | 223 | 273 | الكويت |
| Lebanon | | 9,749 | - | 449 | - | - | 1,533 | 1,672 | 268 | 589 | 14,318 | لبنان |
| Oman | | 131 | - | - | - | - | 1,292 | 101 | - | 163 | 1,736 | عمان |
| Qatar | | 9,150 | - | - | - | - | 566 | 2,151 | 202 | 149 | 12,300 | قطر |
| Saudi Arabia | | 44,712 | 436 | 631 | - | 192 | 35,743 | 10,379 | 2,998 | 8,029 | 103,125 | السعودية |
| Syria | | - | - | 156 | - | 152 | 6,031 | 12,181 | 360 | - | 19,020 | سوريا |
| U A E | | 19,374 | - | 232 | - | 290 | 8,489 | 23,681 | 1,127 | 6,239 | 38,146 | الإمارات العربية المتحدة |
| Yemen | | 459 | - | - | - | - | 10,912 | 4,157 | 566 | 854 | 16,951 | اليمن |
| Total ESCWA | | 130,873 | 3,341 | 2,610 | - | 2,632 | 98,685 | 55,836 | 5,521 | 16,527 | 295,391 | مجموع المنطقة |

II-8-4
 صادرات الإقليم من المنطقة حسب أقسام التصنيف الدولي
 Intraregional Exports of Jordan by SITC Sections
 1993

000' US \$

| Country | Section | | | | | | | | | Total (0-9) | المجموع (0-9) | البلد |
|--------------|---------|-------|-------|---|-------|---------|--------|--------|--------|----------------|--------------------------|-------|
| | 0 | 1 | 2 | 3 | 4 | 5 | 6 | 7 | 8 | | | |
| Bahrain | 18,762 | - | - | - | - | 1,669 | - | - | 286 | 20,972 | البحرين | |
| Egypt | - | - | 324 | - | 4,235 | 1,762 | - | - | 327 | 6,740 | مصر | |
| Iraq | 79,088 | 3,620 | - | - | 1,538 | 30,087 | - | - | - | 114,352 | العراق | |
| Kuwait | - | - | - | - | - | - | - | - | - | - | الكويت | |
| Lebanon | 19,536 | - | 628 | - | - | 2,486 | 1,696 | 317 | 1,115 | 25,855 | لبنان | |
| Oman | 360 | - | - | - | - | 2,386 | 140 | 114 | 365 | 3,368 | عمان | |
| Qatar | 12,137 | - | - | - | 1,241 | - | 617 | 542 | 109 | 14,736 | قطر | |
| Saudi Arabia | 34,121 | 310 | 672 | - | 492 | 41,891 | 26,883 | 7,927 | 5,919 | 118,218 | السعودية | |
| Syria | 342 | - | 109 | - | 126 | 6,683 | 19,401 | 1,037 | 489 | 28,190 | سوريا | |
| U A E | 29,255 | - | 824 | - | 308 | 7,820 | 1,736 | 2,892 | 2,108 | 44,919 | الإمارات العربية المتحدة | |
| Yemen | 456 | - | - | - | - | 12,124 | 2,131 | 1,129 | 696 | 16,547 | اليمن | |
| Total ESCWA | 194,057 | 3,930 | 2,557 | - | 2,464 | 110,622 | 54,366 | 13,958 | 11,414 | 393,847 | مجموع المنطقة | |

II-8-4
صناديق الاتجار ضمن المنطقة حسب أقسام التصنيف الدولي
Intraregional Exports of Jordan by SITC Sections
1994

| Country | Section | 000' US \$ | | | | | | | | Total (0-9) | القسم القطر | |
|--------------|---------|------------|-------|-------|----|--------|---------|--------|--------|----------------|----------------|-------------------------|
| | | 0 | 1 | 2 | 3 | 4 | 5 | 6 | 7 | | | 8 |
| Bahrain | | 20,301 | 57 | 195 | - | 21 | 1,737 | 134 | 14 | 402 | 22,861 | البحرين |
| Egypt | | 603 | 279 | 247 | - | - | 5,500 | 1,277 | 273 | 130 | 8,308 | مصر |
| Iraq | | 8,346 | 1,879 | 351 | 18 | 88,040 | 52,023 | - | - | - | 150,657 | العراق |
| Kuwait | | - | 2 | - | - | - | 5 | 1,947 | - | 14 | 1,968 | الكويت |
| Lebanon | | 16,095 | 19 | 1,085 | - | 45 | 3,149 | 3,415 | 422 | 1,373 | 25,601 | لبنان |
| Oman | | 305 | - | 39 | - | 22 | 1,677 | 342 | 65 | 274 | 2,726 | عمان |
| Qatar | | 10,969 | - | 90 | - | 16 | 1,078 | 444 | 41 | 138 | 12,776 | قطر |
| Saudi Arabia | | 25,739 | 151 | 1,143 | 1 | 337 | 39,899 | 28,528 | 2,888 | 4,738 | 103,425 | السعودية |
| Syria | | 652 | - | 204 | - | 497 | 8,527 | 26,154 | 2,132 | 55 | 38,219 | سوريا |
| U A E | | 35,329 | 2 | 1,036 | - | 320 | 10,232 | 2,848 | 4,072 | 1,997 | 55,831 | الاتحاد العربية المتحدة |
| Yemen | | 1,102 | - | 1 | 15 | - | 6,356 | 1,322 | 770 | 793 | 10,358 | اليمن |
| Total ESCWA | | 119,441 | 2,389 | 4,391 | 34 | 89,298 | 130,183 | 66,411 | 10,677 | 9,914 | 432,730 | مجموع المنطقة |

II-8-4
مشاركات الأردن ضمن المنطقة حسب أقسام التصنيف الدولي
Intraregional Exports of Jordan by SITC Sections
1995

000' US \$

| Country | Section | | | | | | | | | Total (0-9) | القسم | البلد |
|--------------|---------|-------|--------|----|---------|---------|--------|--------|-------|----------------|-------|--------------------------|
| | 0 | 1 | 2 | 3 | 4 | 5 | 6 | 7 | 8 | | | |
| Bahrain | 17,236 | 31 | 23 | - | 129 | 2,315 | 669 | 9 | 262 | 21,299 | | البحرين |
| Egypt | 1,011 | 322 | 7 | - | - | 7,063 | 3,379 | 522 | 249 | 12,588 | | مصر |
| Iraq | 10,897 | 3,364 | 320 | 18 | 205,712 | 51,993 | - | - | - | 272,320 | | العراق |
| Kuwait | - | - | 1,273 | - | - | - | - | - | 3 | 1,278 | | الكويت |
| Lebanon | 21,550 | - | 895 | 6 | 91 | 4,398 | 4,866 | 1,553 | 1,125 | 34,494 | | لبنان |
| Oman | 1,027 | - | - | - | - | 2,101 | 526 | 296 | 74 | 4,192 | | عمان |
| Qatar | 11,265 | - | 131 | - | 266 | 1,278 | 913 | 233 | 92 | 14,209 | | قطر |
| Saudi Arabia | 30,667 | 67 | 3,860 | - | 388 | 40,481 | 16,890 | 2,602 | 4,976 | 100,387 | | السعودية |
| Syria | 418 | - | 33,013 | - | 1,775 | 9,491 | 9,616 | 1,762 | 47 | 56,183 | | سوريا |
| U A E | 32,553 | 31 | 203 | - | 524 | 14,877 | 9,005 | 3,887 | 1,095 | 62,253 | | الإمارات العربية المتحدة |
| Yemen | 253 | 9 | 2,979 | - | 872 | 5,318 | 2,483 | 1,373 | 641 | 14,435 | | اليمن |
| Total ESCWA | 126,876 | 3,823 | 42,705 | 23 | 209,757 | 139,314 | 48,347 | 12,237 | 8,564 | 596,038 | | مجموع الاسواق |

II-8-5
مشاركات الكويت مع المنطقة حسب أقسام التصنيف الدولي
Intraregional Exports of Kuwait by SITC Sections
1975

000' US \$

| Country | Section | 0 | 1 | 2 | 3 | 4 | 5 | 6 | 7 | 8 | Total (0-9) | القسم |
|--------------------|---------|--------|-------|--------|--------|-----|--------|--------|---------|--------|----------------|--------------------------|
| Bahrain | | 507 | 911 | 174 | 3,975 | 53 | 963 | 1,604 | 4,795 | 683 | 13,666 | البحرين |
| Egypt | | 48 | 17 | 34 | 886 | - | 3 | 388 | 2,622 | 518 | 4,532 | مصر |
| Iraq | | 917 | 15 | 2,765 | 818 | 20 | 2,764 | 12,909 | 45,412 | 2,987 | 68,610 | العراق |
| Jordan | | 314 | - | 285 | 100 | - | 1,972 | 381 | 813 | 115 | 3,980 | الأردن |
| Lebanon | | 1,149 | 34 | 688 | 0 | - | 221 | 840 | 1,535 | 879 | 5,347 | لبنان |
| Oman | | 2,203 | 85 | 28 | 89 | 6 | 1,647 | 1,426 | 3,634 | 687 | 9,819 | عمان |
| Qatar | | 939 | 1,094 | 149 | 226 | 37 | 530 | 2,261 | 4,532 | 1,322 | 10,891 | قطر |
| Saudi Arabia | | 10,761 | 319 | 4,856 | 508 | 66 | 2,804 | 46,717 | 40,844 | 16,330 | 123,208 | السعودية |
| Syria | | 51 | 238 | 652 | 6,067 | 13 | 475 | 2,525 | 2,324 | 216 | 12,561 | سوريا |
| U A E | | 1,361 | 2,418 | 371 | 65,192 | 118 | 4,329 | 4,548 | 15,372 | 2,891 | 96,600 | الإمارات العربية المتحدة |
| Yemen | | | | | | | | | | | | اليمن |
| Yemen A R (former) | | 1 | - | - | - | - | 429 | 73 | 323 | 45 | 870 | ع.ع. اليمن سابقا |
| Dem Yemen (former) | | 8 | - | 48 | 12,918 | 1 | 826 | 18 | 353 | 40 | 14,213 | اليمن الديمقراطي سابقا |
| Total ESCWA | | 18,260 | 5,131 | 10,051 | 90,578 | 314 | 16,962 | 73,689 | 122,559 | 26,714 | 364,298 | مجموع المنطقة |

الف دولار أمريكي

II-8-5
مشارك الكويت مع المنطقة حسب أقسام التصنيف الدولي
Intraregional Exports of Kuwait by SITC Sections
1980

000' US \$

الف دولار أمريكي

| Country | Section | | | | | | | | | Total (0-9) | القسم | البلد |
|--------------------|---------|--------|--------|---------|-------|--------|---------|---------|---------|----------------|--------------------------|-------|
| | 0 | 1 | 2 | 3 | 4 | 5 | 6 | 7 | 8 | | | |
| Bahrain | 296 | 84 | 10 | - | 18 | 339 | 879 | 3,052 | 393 | 5,138 | البحرين | |
| Egypt | 3 | - | - | 1 | - | 19 | 3,311 | 9,238 | 1,860 | 14,441 | مصر | |
| Iraq | 17,906 | 1,049 | 6,226 | 8,367 | 2,613 | 14,305 | 150,028 | 199,039 | 19,316 | 419,012 | العراق | |
| Jordan | 2,118 | 28 | 617 | 274 | 7 | 787 | 3,949 | 5,847 | 4,041 | 17,697 | الأردن | |
| Lebanon | 1,874 | 136 | 703 | 149 | 37 | 143 | 1,449 | 11,158 | 3,298 | 18,962 | لبنان | |
| Oman | 432 | 600 | 36 | 86 | 13 | 215 | 457 | 2,016 | 173 | 4,027 | عمان | |
| Qatar | 1,574 | 157 | 357 | 122 | 66 | 2,327 | 6,120 | 8,749 | 5,152 | 24,626 | قطر | |
| Saudi Arabia | 33,503 | 874 | 10,317 | 863 | 961 | 16,790 | 176,251 | 104,816 | 132,567 | 477,126 | السعودية | |
| Syria | 692 | 25 | 1,603 | 32 | 305 | 715 | 6,870 | 6,791 | 864 | 17,920 | سوريا | |
| U A E | 4,361 | 9,512 | 894 | 351,199 | 366 | 2,187 | 9,398 | 26,168 | 6,265 | 410,373 | الإمارات العربية المتحدة | |
| Yemen | | | | | | | | | | | اليمن | |
| Yemen A R (former) | 2,684 | 443 | 169 | 40,222 | 13 | 254 | 2,999 | 21,348 | 2,629 | 70,811 | ع.ع. اليمنية سابقا | |
| Dem Yemen (former) | 2 | - | 21 | 96,631 | 9 | 2,108 | 55 | 2,378 | 71 | 101,275 | اليمن الديمقراطي سابقا | |
| Total ESCWA | 65,445 | 12,908 | 20,953 | 497,946 | 4,408 | 40,189 | 361,766 | 400,600 | 176,629 | 1,581,408 | مجموع الإسكوا | |

II-8-5
مشاركات الكويت ضمن المنطقة حسب أقسام التصنيف الدولي
Intraregional Exports of Kuwait by SITC Sections
1986

| Country | Section | 000' US \$ | | | | | | | | Total (0-9) | القسم (0-9) | الف دولارات أمريكية |
|---------------------|---------|------------|-------|-------|-----|-------|--------|---------|---------|----------------|----------------|--------------------------|
| | | 0 | 1 | 2 | 3 | 4 | 5 | 6 | 7 | | | |
| Bahrain | | 1,881 | 75 | 32 | 8 | - | 231 | 1,838 | 1,229 | 2,157 | 7,505 | البحرين |
| Egypt | | 497 | - | 3 | - | - | 5,104 | 1,262 | 7,034 | 892 | 14,791 | مصر |
| Iraq | | 8,045 | 499 | 1,833 | 638 | 612 | 4,979 | 80,846 | 69,692 | 15,729 | 182,937 | العراق |
| Jordan | | 1,741 | 1 | 321 | 2 | 30 | 4,371 | 3,644 | 6,969 | 3,508 | 20,595 | الأردن |
| Lebanon | | 937 | 5 | 350 | - | 27 | 68 | 1,072 | 4,308 | 893 | 7,661 | لبنان |
| Oman | | 62 | 86 | 1 | 23 | 21 | 177 | 2,092 | 467 | 631 | 3,559 | عمان |
| Qatar | | 645 | 14 | 1,574 | 6 | 0 | 555 | 3,435 | 2,268 | 2,815 | 11,327 | قطر |
| Saudi Arabia | | 33,811 | 371 | 1,184 | 25 | 15 | 20,164 | 75,136 | 35,114 | 39,143 | 205,225 | السعودية |
| Syria | | 108 | - | 597 | 0 | 116 | 974 | 521 | 4,448 | 1,012 | 7,776 | سوريا |
| U A E | | 5,111 | 107 | 3,887 | 69 | 199 | 3,206 | 8,801 | 13,567 | 6,901 | 41,864 | الإمارات العربية المتحدة |
| Yemen | | | | | | | | | | | | اليمن |
| Yemen A R. (former) | | 3 | - | 4 | 3 | - | 67 | 539 | 509 | 166 | 1,292 | ج ع اليمانية سابقا |
| Dem Yemen (former) | | 624 | 1 | 1 | - | 1 | 67 | 1,370 | 1,218 | 368 | 3,650 | اليمن الديمقراطي سابقا |
| Total ESCWA | | 53,466 | 1,160 | 9,784 | 774 | 1,020 | 39,963 | 180,555 | 146,825 | 74,213 | 508,182 | مجموع المنطقة |

II-8-5
صالحات الكويت من المنطقة حسب أقسام التصنيف الدولي (1)
Intraregional Exports of Kuwait by SITC Sections (1)
1991

000' US \$

| Country | Section | | | | | | | | | Total القسم (0-9) | البلد |
|--------------|---------|----|-------|---|----|-------|--------|--------|--------|-------------------------|--------------------------|
| | 0 | 1 | 2 | 3 | 4 | 5 | 6 | 7 | 8 | | |
| Bahrain | 372 | - | 332 | - | - | 52 | 267 | 460 | 246 | 1,999 | البحرين |
| Egypt | 11 | - | - | - | - | 91 | 963 | 1,143 | 411 | 2,866 | مصر |
| Iraq | - | - | - | - | - | - | 533 | 8,005 | 1,952 | 10,713 | العراق |
| Jordan | 39 | - | - | - | - | 84 | 4,372 | 25,429 | 17,960 | 48,281 | الأردن |
| Lebanon | 288 | - | 183 | - | - | - | 316 | 863 | 446 | 2,587 | لبنان |
| Oman | 26 | - | - | - | - | 32 | 33 | 643 | 103 | 980 | عمان |
| Qatar | 96 | - | - | - | - | 412 | 104 | 203 | 120 | 1,174 | قطر |
| Saudi Arabia | 2,464 | - | 672 | 1 | - | 1,792 | 3,862 | 14,227 | 1,794 | 25,417 | السعودية |
| Syria | - | - | 68 | - | - | 209 | - | 718 | 106 | 1,342 | سوريا |
| U A E | 585 | 33 | 1,513 | - | 21 | 503 | 2,291 | 24,696 | 1,568 | 31,833 | الإمارات العربية المتحدة |
| Yemen | - | - | - | - | - | - | - | 61 | - | 87 | اليمن |
| Total ESCWA | 3,882 | 33 | 2,767 | 1 | 21 | 3,174 | 12,740 | 76,447 | 24,706 | 127,277 | مجموع المنطقة |

(1) 1991 data represent the period July-december 1991
البيانات 1991 تمثل الفترة من يوليو/ديسمبر حتى كانون الأول 1991

II-5

مصفوفة واردات بترول الإسكوا المستقاة من البنية الخام لعام 1997
Matrix of Non-Crude Oil Imports of ESCWA Countries for the Year 1997

| From / البلد المصدر | Min US \$ | | | | | | | | | | | | | | | | Total الإجمالي ESCWA | من إلى الإسكوا | |
|------------------------|--------------------|--------------|----------------|------------------|------------------|------------------|--------------|--------------|--------------------------|----------------|-------------------|----------------|-----------------------------|------------------------|----------------|-----------------------------|----------------------------|-------------------|------------------------------|
| | Bahrain البحرين | Egypt مصر | Iraq العراق | Jordan الأردن | Kuwait الكويت | Lebanon لبنان | Oman عمان | Qatar قطر | Saudi Arabia السعودية | Syria سوريا | U A E الإمارات | Yemen اليمن | Yemen A R. اليمن A R. | Dem. اليمن Demo. | Yemen اليمن | Yemen A R. اليمن A R. | | | |
| Bahrain | 91 | 00 | 00 | 131 | 118 | 92 | 86 | 96 | 2011 | 45 | 929 | 01 | | | | | 3601 | إلى البحرين | |
| Egypt | 88 | 22 | 166 | 72 | 175 | 175 | 05 | 56 | 4403 | 184 | 433 | 38 | | | | | 5642 | إلى مصر | |
| Iraq | | | | | | | | | | | | | | | | | | | إلى العراق |
| Jordan | 171 | 363 | 1034 | | 09 | 355 | 95 | 110 | 1455 | 839 | 255 | 70 | | | | | 5078 | إلى الأردن | |
| Kuwait | 504 | 619 | - | 444 | | 498 | 156 | 254 | 5593 | 534 | 2072 | 00 | | | | | 1,0674 | إلى الكويت | |
| Lebanon | 42 | 577 | 160 | 375 | 76 | | 15 | 40 | 1227 | 3259 | 420 | 03 | | | | | 6194 | إلى لبنان | |
| Oman | 388 | 54 | - | 36 | 107 | 19 | | 81 | 1834 | 12 | 1,2173 | 27 | | | | | 1,4731 | إلى عمان | |
| Qatar | 388 | 94 | - | 138 | 162 | 63 | 120 | | 2211 | 180 | 1875 | 02 | | | | | 5235 | إلى قطر | |
| Saudi Arabia | | | | | | | | | | | | | | | | | | إلى السعودية | |
| Syria | 44 | 496 | - | 300 | 23 | 259 | 50 | 88 | 1144 | | 249 | 41 | | | | | 2694 | إلى سوريا | |
| U A E | | | | | | | | | | | | | | | | | | | إلى الإمارات العربية المتحدة |
| Yemen | 62 | 202 | 00 | 173 | 806 | 08 | 64 | 12 | 1915 | 31 | 1736 | | | | | | 5011 | إلى اليمن | |
| Yem A R. (former) | | | | | | | | | | | | | | | | | | | إلى اليمن A R. (former) |
| Dem Yem (former) | | | | | | | | | | | | | | | | | | | إلى اليمن Demo. |
| Total ESCWA | 1687 | 249.6 | 121.6 | 1763 | 137.2 | 147.1 | 59.1 | 73.7 | 2,179.3 | 508.4 | 2,014.3 | 18.3 | 0.0 | 0.0 | 0.0 | 0.0 | 5,886.0 | إلى مجموع الإسكوا | |

II-8-5

ملازمت الكويت مع المنطقة حسب أقسام التصنيف الدولي

Intraregional Exports of Kuwait by SITC Sections

1993

| 000' US \$ | | | | | | | | | | | | القسم | | القسم |
|--------------|---------|--------|-----|--------|-------|-------|--------|--------|---------|--------|---------|-------|--------------------------|-------|
| Country | Section | 0 | 1 | 2 | 3 | 4 | 5 | 6 | 7 | 8 | Total | (0-9) | البلد | |
| Bahrain | | 3,652 | - | 133 | - | 225 | 456 | 2,514 | 8,932 | 2,678 | 18,695 | | البحرين | |
| Egypt | | 128 | - | - | 4,285 | - | 343 | 1,668 | 7,571 | 1,072 | 15,157 | | مصر | |
| Iraq | | - | - | - | - | - | - | - | - | - | - | | العراق | |
| Jordan | | - | - | - | - | - | - | - | - | - | - | | الأردن | |
| Lebanon | | 2,260 | - | 765 | - | - | 488 | 2,486 | 3,830 | 984 | 10,919 | | لبنان | |
| Oman | | 1,134 | - | - | 150 | - | 642 | 2,830 | 6,683 | 1,141 | 12,610 | | عمان | |
| Qatar | | 749 | 105 | - | - | - | 1,666 | 4,323 | 3,600 | 635 | 11,221 | | قطر | |
| Saudi Arabia | | 7,499 | 206 | 951 | 346 | 1,448 | 8,302 | 42,817 | 38,080 | 11,485 | 111,138 | | السعودية | |
| Syria | | - | - | 987 | - | - | 305 | 3,598 | 9,063 | 188 | 14,257 | | سوريا | |
| U A E | | 3,144 | 123 | 8,823 | 179 | - | 3,905 | 14,474 | 56,301 | 9,272 | 96,239 | | الإمارات العربية المتحدة | |
| Yemen | | - | - | - | - | - | - | - | - | - | - | | اليمن | |
| Total ESCWA | | 18,566 | 434 | 11,659 | 4,960 | 1,673 | 16,107 | 74,710 | 134,060 | 27,455 | 290,236 | | مجموع المنطقة | |

II-8-5
مشاركات الكويت مع المنطقة حسب اقسام التصدير الدولي
Intraregional Exports of Kuwait by SITC Sections
1994

| Country | Section | 000' US \$ | | | | | | | | Total (0-9) | القسم | البلد |
|--------------|---------|------------|-----|-------|-------|-------|--------|--------|---------|-------------|---------|--------------------------|
| | | 0 | 1 | 2 | 3 | 4 | 5 | 6 | 7 | | | |
| Bahrain | | 2,583 | 21 | 196 | 111 | 250 | 763 | 3,072 | 5,407 | 2,629 | 15,032 | البحرين |
| Egypt | | 279 | 193 | 121 | 4,593 | - | 34 | 2,220 | 7,707 | 1,626 | 16,774 | مصر |
| Iraq | | - | - | - | - | - | - | - | - | - | - | العراق |
| Jordan | | - | - | 11 | - | - | 145 | 165 | 2,967 | 85 | 3,373 | الأردن |
| Lebanon | | 2,486 | 29 | 741 | 796 | 15 | 887 | 1,846 | 2,951 | 843 | 10,594 | لبنان |
| Oman | | 884 | - | 8 | 53 | - | 475 | 2,953 | 3,957 | 792 | 9,121 | عمان |
| Qatar | | 882 | 3 | 25 | - | 45 | 1,645 | 5,550 | 3,788 | 990 | 12,929 | قطر |
| Saudi Arabia | | 9,970 | 38 | 1,043 | 527 | 2,288 | 8,983 | 54,019 | 23,470 | 11,001 | 111,339 | السعودية |
| Syria | | 143 | - | 643 | 41 | - | 1,244 | 563 | 6,453 | 229 | 9,316 | سوريا |
| U A E | | 3,316 | 87 | 3,281 | 610 | 52 | 3,427 | 21,538 | 64,430 | 8,992 | 105,736 | الإمارات العربية المتحدة |
| Yemen | | - | - | - | - | - | - | 6 | 127 | 6 | 195 | اليمن |
| Total ESCWA | | 20,543 | 371 | 6,069 | 6,731 | 2,650 | 17,603 | 91,932 | 121,257 | 27,193 | 294,409 | مجموع المنطقة |

II-8-5
مشاركات الكويت مع المنطقة حسب أقسام التصدير الدولي
Intraregional Exports of Kuwait by SITC Sections
1995

| Country | Section | | | | | | | | | Total (0-9) | القسم (0-9) | الدول المصدرة |
|--------------|---------|-----|-------|-----|-------|--------|--------|--------|--------|----------------|----------------|--------------------------|
| | 0 | 1 | 2 | 3 | 4 | 5 | 6 | 7 | 8 | | | |
| Bahrain | 2,471 | 502 | 17 | 131 | 115 | 630 | 3,692 | 7,387 | 2,262 | 17,255 | | البحرين |
| Egypt | | | | | | | | | | 19,500 | | مصر |
| Iraq | | | | | | | | | | - | | العراق |
| Jordan | | | | | | | | | | 4,090 | | الأردن |
| Lebanon | | | | | | | | | | 13,980 | | لبنان |
| Oman | 1,086 | | | 44 | | 185 | 3,628 | 5,290 | 786 | 10,986 | | عمان |
| Qatar | 1,089 | | | 74 | 51 | 30 | 1,760 | 5,954 | 5,118 | 14,989 | | قطر |
| Saudi Arabia | 11,416 | 212 | 438 | 347 | 2,964 | 9,042 | 61,210 | 17,967 | 10,084 | 113,697 | | السعودية |
| Syria | | | | | | | | | | 16,155 | | سوريا |
| U A E | 3,672 | 266 | 941 | 40 | 44 | 4,956 | 24,784 | 34,393 | 7,053 | 76,275 | | الإمارات العربية المتحدة |
| Yemen | | | | | | | | | | 840 | | اليمن |
| Total ESCWA | 19,734 | 981 | 1,470 | 614 | 3,152 | 16,575 | 99,268 | 70,155 | 21,096 | 287,766 | | مجموع المنطقة |

II-8-5
مصادر الكويت حسب المنطقة حسب أقسام التصنيف الدولي
Intraregional Exports of Kuwait by SITC Sections
1996

| Country | Section | | | | | | | | Total (0-9) | القسم الاجمعي | |
|--------------|---------|-------|-------|-------|-------|--------|--------|---------|----------------|------------------|--------------------------|
| | 0 | 1 | 2 | 3 | 4 | 5 | 6 | 7 | | | 8 |
| Bahrain | 3,804 | 261 | 3 | 63 | 251 | 935 | 4,876 | 5,448 | 2,061 | 17,729 | البحرين |
| Egypt | 386 | 58 | 250 | 4,237 | - | 67 | 2,447 | 6,662 | 831 | 17,462 | مصر |
| Iraq | | | | | | | | | | | العراق |
| Jordan | 4 | 6 | 47 | 0 | 0 | 1,304 | 566 | 4,364 | 239 | 6,546 | الأردن |
| Lebanon | 2,198 | 11 | 302 | 137 | 2 | 1,084 | 1,891 | 3,070 | 1,190 | 9,943 | لبنان |
| Oman | 1,065 | | 3 | | 43 | 411 | 3,029 | 7,492 | 568 | 12,612 | عمان |
| Qatar | 1,516 | 130 | 40 | 281 | 70 | 1,941 | 5,354 | 6,483 | 872 | 16,687 | قطر |
| Saudi Arabia | 14,021 | 3,580 | 758 | 23 | 1,904 | 13,196 | 51,707 | 28,333 | 14,546 | 128,143 | السعودية |
| Syria | 201 | | 245 | | | 2,095 | 1,252 | 15,817 | 265 | 19,890 | سوريا |
| U A E | 33,360 | 752 | 815 | 60 | 150 | 6,964 | 24,078 | 39,633 | 7,752 | 113,727 | الإمارات العربية المتحدة |
| Yemen | 96 | 1 | - | - | - | - | 2,506 | 221 | 21 | 2,902 | اليمن |
| Total ESCWA | 56,653 | 4,799 | 2,464 | 4,802 | 2,420 | 27,997 | 97,707 | 117,522 | 28,344 | 345,641 | جميع المنطقة |

II-8-5
مصادر الكويت من المنطقة حسب أقسام التصدير الدولي
Intraregional Exports of Kuwait by SITC Sections
1997

| Country | Section | | | | | | | | | Total (0-9) | القسم (0-9) | الدول المصدرة |
|--------------|---------|-------|-------|-------|-------|--------|--------|---------|--------|----------------|----------------|--------------------------|
| | 0 | 1 | 2 | 3 | 4 | 5 | 6 | 7 | 8 | | | |
| Bahrain | 3,573 | 171 | - | 66 | 304 | 433 | 3,547 | 7,984 | 2,001 | 18,882 | | البحرين |
| Egypt | 406 | - | 77 | 5,425 | 38 | 133 | 3,131 | 34,041 | 686 | 46,889 | | مصر |
| Iraq | | | | | | | | | | | | العراق |
| Jordan | 631 | - | 23 | - | - | 1,208 | 1,474 | 3,077 | 839 | 7,255 | | الأردن |
| Lebanon | 2,536 | 10 | 420 | 22 | 37 | 1,001 | 2,840 | 2,087 | 1,642 | 10,600 | | لبنان |
| Oman | 972 | 120 | - | 20 | 47 | 643 | 4,082 | 8,388 | 2,292 | 16,569 | | عمان |
| Qatar | 1,301 | 55 | - | 86 | 121 | 1,986 | 5,928 | 5,758 | 2,175 | 17,413 | | قطر |
| Saudi Arabia | 15,933 | 966 | 1,544 | 25 | 2,701 | 11,769 | 53,501 | 31,249 | 14,597 | 132,936 | | السعودية |
| Syria | 110 | - | 172 | - | 39 | 1,491 | 396 | 20,179 | 465 | 22,857 | | سوريا |
| U A E | 8,373 | 1,430 | 534 | 89 | 275 | 8,359 | 21,652 | 59,861 | 11,330 | 116,156 | | الإمارات العربية المتحدة |
| Yemen | - | - | 35 | 266 | - | - | 304 | 459 | 257 | 1,323 | | اليمن |
| Total ESCWA | 33,834 | 2,752 | 2,806 | 5,999 | 3,562 | 27,022 | 96,855 | 173,082 | 36,284 | 390,881 | | مجموع المنطقة |

II-8-6
ماتريك لبيانات المنطقة حسب اقسام التصنيف الدولي
Intraregional Exports of Lebanon by SITC Sections
1996

| Country | Section | | | | | | | | | Total (0-9) | البلد |
|--------------|---------|-------|-------|-----|-------|--------|--------|--------|---------|----------------|--------------------------|
| | 0 | 1 | 2 | 3 | 4 | 5 | 6 | 7 | 8 | | |
| Bahrain | 1,171 | 4 | 37 | - | 164 | 181 | 1,582 | 237 | 6,529 | 11,268 | البحرين |
| Egypt | 3,219 | 32 | 452 | - | 5 | 999 | 3,372 | 5,068 | 3,606 | 16,820 | مصر |
| Iraq | | | | | | | | | | | العراق |
| Jordan | 6,717 | 445 | 509 | 45 | 37 | 13,969 | 7,355 | 2,863 | 2,773 | 37,988 | الأردن |
| Kuwait | 8,166 | 691 | 279 | - | 181 | 1,827 | 4,744 | 1,126 | 14,806 | 31,819 | الكويت |
| Oman | 410 | - | 14 | - | 86 | 596 | 246 | 442 | 348 | 2,192 | عمان |
| Qatar | 2,573 | 11 | 313 | - | 150 | 624 | 1,059 | 221 | 1,377 | 6,906 | قطر |
| Saudi Arabia | 25,864 | 416 | 355 | 3 | 610 | 5,999 | 16,683 | 4,316 | 36,456 | 92,752 | السعودية |
| Syria | 19,967 | 338 | 741 | 109 | 274 | 20,715 | 20,508 | 6,411 | 934 | 70,092 | سوريا |
| U A E | 8,371 | 313 | 393 | 13 | 614 | 2,074 | 5,938 | 5,174 | 41,410 | 64,595 | الإمارات العربية المتحدة |
| Yemen | 154 | 15 | 178 | - | 14 | 176 | 338 | 527 | 1,451 | 2,873 | اليمن |
| Total ESCWA | 76,613 | 2,267 | 3,272 | 170 | 2,137 | 47,159 | 61,825 | 26,386 | 109,689 | 337,307 | مجموع المنطقة |

الف دولار أمريكي

II-8-6
 صادرات لبنان ضمن المنطقة حسب اقسام التصريف الدولي
 Intra-regional Exports of Lebanon by SITC Sections
 1997

| Country | Section | | | | | | | | | Total (0-9) | القسم الاجمعي |
|--------------|---------|-------|-------|-----|-------|--------|--------|--------|---------|----------------|--------------------------|
| | 0 | 1 | 2 | 3 | 4 | 5 | 6 | 7 | 8 | | |
| Bahrain | 1,197 | 73 | 1 | - | 28 | 151 | 1,793 | 87 | 12,056 | 15,383 | البحرين |
| Egypt | 3,512 | 40 | 233 | - | 35 | 1,638 | 3,747 | 4,658 | 2,295 | 16,281 | مصر |
| Iraq | | | | | | | | | | | العراق |
| Jordan | 6,567 | 304 | 411 | - | - | 4,854 | 5,911 | 3,315 | 2,477 | 24,825 | الأردن |
| Kuwait | 9,138 | 342 | 304 | 12 | 142 | 2,165 | 5,018 | 1,294 | 10,129 | 28,737 | الكويت |
| Oman | 217 | 19 | 7 | - | 64 | 230 | 140 | 67 | 536 | 1,427 | عمان |
| Qatar | 2,252 | 390 | 66 | - | 107 | 450 | 999 | 531 | 1,973 | 6,899 | قطر |
| Saudi Arabia | 24,682 | 259 | 306 | 10 | 498 | 5,776 | 15,027 | 11,203 | 38,983 | 96,899 | السعودية |
| Syria | 627 | 256 | 807 | 178 | 143 | 14,093 | 13,990 | 3,358 | 863 | 37,526 | سوريا |
| U A E | 8,057 | 605 | 440 | - | 918 | 2,364 | 4,083 | 3,058 | 38,139 | 57,694 | الإمارات العربية المتحدة |
| Yemen | 494 | - | - | - | 19 | 131 | 193 | 1,505 | 1,286 | 3,631 | اليمن |
| Total ESCWA | 56,743 | 2,286 | 2,573 | 200 | 1,953 | 31,854 | 50,899 | 29,076 | 108,737 | 289,300 | الجميع الاقليمي |

الف دولار أمريكي

II-8-7
 صادرات عمان حسب المناطق حسب أقسام التصدير الدولي
 Intraregional Exports of Oman by SITC Sections
 1980

| Country | Section | 000' US \$ | | | | | | | | Total (0-9) | القسم (0-9) | الدولة |
|---------------------|---------|------------|--------|-----|-----|-----|-----|-------|--------|----------------|----------------|--------------------------|
| | | 0 | 1 | 2 | 3 | 4 | 5 | 6 | 7 | | | |
| Bahrain | | 604 | 14 | - | - | - | 4 | 10 | 181 | 6 | 842 | البحرين |
| Egypt | | - | - | - | - | - | - | 28 | 288 | 24 | 360 | مصر |
| Iraq | | 553 | - | - | - | - | - | - | 3,475 | - | 4,028 | العراق |
| Jordan | | 93 | - | - | - | - | - | - | 59 | 51 | 204 | الأردن |
| Kuwait | | 192 | 7 | - | - | - | - | 5 | 365 | 6 | 576 | الكويت |
| Lebanon | | - | - | 2 | - | - | - | 2 | 141 | 0 | 146 | لبنان |
| Qatar | | 1,185 | 51 | 1 | - | - | - | 22 | 1,109 | 117 | 2,514 | قطر |
| Saudi Arabia | | 1,674 | 178 | 22 | - | - | - | 289 | 15,329 | 19 | 17,565 | السعودية |
| Syria | | - | - | - | - | - | - | - | 429 | - | 429 | سوريا |
| U A E | | 11,537 | 9,867 | 734 | 485 | 625 | 457 | 7,699 | 39,434 | 3,385 | 75,596 | الإمارات العربية المتحدة |
| Yemen | | 24 | 174 | - | 24 | - | - | 5 | 21,783 | 7 | 22,045 | اليمن |
| Yemen A R. (former) | | | | | | | | | | | | ع. ا. اليمن سابقا |
| Dem Yemen (former) | | | | | | | | | | | | اليمن الديموقراطي سابقا |
| Total ESCWA | | 15,861 | 10,290 | 760 | 509 | 625 | 461 | 8,060 | 82,592 | 3,615 | 124,304 | مجموع المنطقة |

II-8-7
مبادلات عمل عمان حسب المناطق حسب أقسام التصدير الدولي
Intraregional Exports of Oman by SITC Sections
1985

| Country | Section | | | | | | | | Total (0-9) | القسم المجموع | |
|--------------------|---------|-------|-------|-----|-----|-------|--------|---------|----------------|------------------|--------------------------|
| | 0 | 1 | 2 | 3 | 4 | 5 | 6 | 7 | | | 8 |
| Bahrain | 1,461 | 260 | - | - | - | 328 | - | 1,612 | 140 | 3,938 | البحرين |
| Egypt | - | - | - | - | - | - | 682 | 1,605 | - | 2,680 | مصر |
| Iraq | 4,422 | - | - | - | - | - | - | 1,095 | - | 5,519 | العراق |
| Jordan | 2,296 | - | - | - | - | - | - | - | - | 2,379 | الأردن |
| Kuwait | 548 | - | - | - | - | - | - | 839 | - | 1,581 | الكويت |
| Lebanon | - | - | - | - | - | - | - | - | - | - | لبنان |
| Qatar | 2,337 | - | - | - | - | - | - | 2,594 | - | 5,111 | قطر |
| Saudi Arabia | 5,840 | 145 | - | - | - | 670 | - | 8,925 | 200 | 15,977 | السعودية |
| Syria | - | - | - | - | - | - | - | 443 | - | 443 | سوريا |
| U A E | 23,568 | 2,979 | 3,861 | 205 | 530 | 2,123 | 8,757 | 78,851 | 5,016 | 128,704 | الإمارات العربية المتحدة |
| Yemen | - | - | - | - | - | - | - | - | - | - | اليمن |
| Yemen A R (former) | - | - | - | - | - | - | - | 6,925 | - | 6,929 | اليمن العربية سابقا |
| Dem Yemen (former) | - | - | - | - | - | - | - | - | - | - | اليمن الديمقراطية سابقا |
| Total ESCWA | 40,472 | 3,384 | 3,861 | 205 | 530 | 2,451 | 10,109 | 102,889 | 5,356 | 173,261 | مجموع المنطقة |

II-8-7
مشاركات عمان مع المنطقة حسب أقسام التصنيف الدولي
Intraregional Exports of Oman by SITC Sections
1990

| Country | Section | 000' US \$ | | | | | | | | Total (0-9) | القسم (0-9) | البلد |
|---------------------|---------|------------|-------|-------|--------|-------|--------|--------|---------|----------------|----------------|--------------------------|
| | | 0 | 1 | 2 | 3 | 4 | 5 | 6 | 7 | | | |
| Bahrain | | 1,132 | 435 | - | - | - | 1,056 | 635 | 757 | 126 | 4,177 | البحرين |
| Egypt | | - | - | - | - | - | - | - | 244 | - | 583 | مصر |
| Iraq | | - | - | - | - | - | - | 728 | 9,588 | - | 10,322 | العراق |
| Jordan | | 136 | - | - | - | - | - | - | - | - | 199 | الأردن |
| Kuwait | | 255 | - | - | - | - | 637 | 1,962 | 1,453 | 108 | 4,612 | الكويت |
| Lebanon | | 157 | - | - | - | - | - | - | 232 | - | 524 | لبنان |
| Qatar | | 1,751 | 152 | - | - | - | 256 | 1,300 | 626 | 166 | 4,331 | قطر |
| Saudi Arabia | | 7,799 | 776 | 239 | - | 147 | 2,777 | 19,940 | 321 | 1,545 | 33,578 | السعودية |
| Syria | | - | - | - | - | - | - | - | - | - | - | سوريا |
| U A E | | 38,005 | 2,091 | 9,488 | 10,773 | 1,197 | 11,400 | 16,389 | 102,409 | 19,744 | 213,574 | الإمارات العربية المتحدة |
| Yemen | | - | - | - | - | 650 | - | 1,035 | 7,262 | - | 8,949 | اليمن |
| Yemen A R. (former) | | - | - | - | - | - | - | - | - | - | - | اليمن العربية سابقا |
| Dem Yemen (former) | | - | - | - | - | - | - | - | - | - | - | اليمن الديمقراطية سابقا |
| Total ESCWA | | 49,235 | 3,454 | 9,727 | 10,773 | 1,994 | 16,126 | 41,989 | 122,892 | 21,689 | 280,849 | مجموع المنطقة |

II-8-7
مشاركات عمان مع المنطقة حسب أقسام التصدير الدولي
Intraregional Exports of Oman by SITC Sections
1991

000' US \$

| Country | Section | | | | | | | | | Total (0-9) | القسم البلد |
|--------------|---------|-------|-------|--------|-------|--------|--------|---------|--------|----------------|--------------------------|
| | 0 | 1 | 2 | 3 | 4 | 5 | 6 | 7 | 8 | | |
| Bahrain | 1,552 | 252 | - | - | - | 1,363 | 846 | 4,797 | 293 | 9,161 | البحرين |
| Egypt | - | - | - | - | - | - | - | 329 | - | 564 | مصر |
| Iraq | - | - | - | - | - | - | - | - | - | - | العراق |
| Jordan | 185 | - | - | - | - | - | - | - | - | 369 | الأردن |
| Kuwait | 1,519 | 670 | - | - | 124 | 1,333 | 960 | 8,329 | 114 | 13,252 | الكويت |
| Lebanon | - | - | - | - | - | - | - | 286 | - | 438 | لبنان |
| Qatar | 1,617 | 276 | - | - | - | 514 | 1,501 | 1,644 | 296 | 5,890 | قطر |
| Saudi Arabia | 8,606 | 522 | - | - | 122 | 2,691 | 8,754 | 593 | 3,188 | 24,654 | السعودية |
| Syria | - | - | - | - | - | - | - | 178 | - | 202 | سوريا |
| U A E | 41,558 | 2,083 | 8,972 | 21,038 | 5,822 | 14,721 | 19,979 | 168,545 | 30,563 | 317,061 | الإمارات العربية المتحدة |
| Yemen | - | - | - | - | - | - | - | 1,841 | - | 1,918 | اليمن |
| Total ESCWA | 55,037 | 3,804 | 8,974 | 21,041 | 6,072 | 20,627 | 32,046 | 186,549 | 34,462 | 373,509 | مجموع الإسكوا |

II-8-7
مصادر عمل عمان حسب القطاعات الاقتصادية الدولية
Intraregional Exports of Oman by SITC Sections
1992

| Country | Section | 000' US \$ | | | | | | | | Total القسم (0-9) | البلد القسم | |
|--------------|---------|------------|-------|-------|--------|-------|--------|--------|---------|----------------------|----------------|--------------------------|
| | | 0 | 1 | 2 | 3 | 4 | 5 | 6 | 7 | | | 8 |
| Bahrain | | 1,112 | 445 | - | - | - | 1,295 | 884 | 2,279 | 626 | 6,878 | البحرين |
| Egypt | | - | - | - | - | - | - | - | 680 | - | 844 | مصر |
| Iraq | | - | - | - | - | - | - | - | - | - | - | العراق |
| Jordan | | 256 | - | - | 132 | - | - | - | 453 | - | 932 | الأردن |
| Kuwait | | 1,017 | 757 | - | - | - | 1,710 | 943 | 4,806 | 264 | 9,606 | الكويت |
| Lebanon | | 288 | - | - | - | - | - | - | 340 | 786 | 1,576 | لبنان |
| Qatar | | 2,478 | 154 | - | - | - | 369 | 1,352 | 1,350 | 150 | 5,899 | قطر |
| Saudi Arabia | | 12,450 | 616 | - | - | 215 | 3,328 | 14,391 | 3,915 | 3,123 | 38,277 | السعودية |
| Syria | | - | - | - | - | - | - | - | 2,658 | - | 2,693 | سوريا |
| U A E | | 40,241 | 1,787 | 9,171 | 24,240 | 8,041 | 13,991 | 23,162 | 289,452 | 44,249 | 458,798 | الإمارات العربية المتحدة |
| Yemen | | 471 | - | - | - | - | - | - | 1,641 | - | 2,179 | اليمن |
| Total ESCWA | | 58,313 | 3,759 | 9,171 | 24,372 | 8,256 | 20,693 | 40,732 | 307,574 | 49,198 | 527,682 | المجموع المنطقة |

II-8-7
صناعات عمل معدن المنطقة حسب أقسام التصنيع الدولي
Intraregional Exports of Oman by SITC Sections
1993

000' US \$

| Country | Section | | | | | | | | Total (0-9) | القسم البلد | |
|--------------|---------|-------|-----|--------|--------|--------|--------|---------|----------------|----------------|--------------------------|
| | 0 | 1 | 2 | 3 | 4 | 5 | 6 | 7 | | | 8 |
| Bahrain | 1,345 | 384 | - | - | 107 | 1,380 | 805 | 2,350 | 1,070 | 7,547 | البحرين |
| Egypt | - | - | - | - | - | - | - | 2,043 | - | 2,692 | مصر |
| Iraq | - | - | - | - | - | - | - | - | - | - | العراق |
| Jordan | 416 | - | - | - | - | - | - | 779 | - | 1,632 | الأردن |
| Kuwait | 1,350 | 778 | - | - | - | 1,469 | 2,622 | 2,622 | 590 | 9,631 | الكويت |
| Lebanon | 591 | - | - | - | - | - | - | 808 | - | 1,546 | لبنان |
| Qatar | 3,622 | 201 | - | - | - | 468 | 1,753 | 741 | 307 | 7,168 | قطر |
| Saudi Arabia | 17,715 | 585 | - | - | 354 | 4,436 | 11,266 | 4,250 | 3,244 | 42,035 | السعودية |
| Syria | - | - | 106 | - | - | - | - | 8,921 | - | 9,123 | سوريا |
| U A E | 45,850 | 2,335 | - | 33,414 | 11,035 | 12,990 | 29,252 | 312,294 | 43,819 | 505,436 | الإمارات العربية المتحدة |
| Yemen | - | - | - | - | - | - | - | 1,436 | - | 1,518 | اليمن |
| Total ESCWA | 70,889 | 4,283 | 106 | 33,414 | 11,496 | 20,743 | 45,698 | 336,244 | 49,030 | 588,328 | مجموع المنطقة |

II-8-7
 صادرات عمان من المنطقة حسب اقسام التصنيف الدولي
 Intraregional Exports of Oman by SITC Sections
 1994

| Country | Section | | | | | | | | | Total (0-9) | القسم (0-9) | البلد |
|--------------|---------|-------|--------|--------|--------|--------|--------|---------|--------|----------------|--------------------------|-------|
| | 0 | 1 | 2 | 3 | 4 | 5 | 6 | 7 | 8 | | | |
| Bahrain | 1,453 | 471 | 407 | 542 | 469 | 909 | 1,018 | 1,725 | 646 | 7,948 | البحرين | |
| Egypt | - | - | - | - | - | - | - | 1,904 | - | 3,048 | مصر | |
| Iraq | - | - | - | - | - | - | - | - | - | - | العراق | |
| Jordan | 363 | - | - | - | - | - | - | 813 | - | 1,633 | الأردن | |
| Kuwait | 1,319 | 394 | 252 | 1,969 | 222 | 1,470 | 3,126 | 3,827 | 938 | 13,698 | الكويت | |
| Lebanon | 246 | - | - | - | - | - | - | 890 | - | 1,311 | لبنان | |
| Qatar | 2,652 | 617 | 102 | - | - | 216 | 1,739 | 1,089 | 369 | 6,926 | قطر | |
| Saudi Arabia | 23,677 | 724 | 103 | - | 234 | 3,063 | 18,112 | 4,668 | 3,953 | 54,697 | السعودية | |
| Syria | - | - | - | - | - | - | - | 6,382 | - | 6,611 | سوريا | |
| U A E | 58,860 | 2,010 | 14,986 | 33,752 | 16,020 | 12,803 | 46,632 | 309,652 | 49,573 | 549,058 | الإمارات العربية المتحدة | |
| Yemen | 3,449 | - | - | - | - | - | - | 3,995 | - | 7,496 | اليمن | |
| Total ESCWA | 92,019 | 4,216 | 15,850 | 36,263 | 16,945 | 18,461 | 70,627 | 334,945 | 55,479 | 652,426 | مجموع المنطقة | |

II-8-7
مشاركات عمان ضمن المنطقة حسب اقسام التصدير الدولي
Intraregional Exports of Oman by SITC Sections
1995

| Country | Section | | | | | | | | | Total (0-9) | القسم (0-9) | البلد الدول المصدرة |
|--------------|---------|-------|--------|--------|--------|--------|--------|---------|--------|----------------|--------------------------|------------------------|
| | 0 | 1 | 2 | 3 | 4 | 5 | 6 | 7 | 8 | | | |
| Bahrain | 1,430 | 391 | 565 | 725 | 385 | 1,112 | 1,094 | 2,098 | 1,208 | 9,305 | البحرين | |
| Egypt | 1,369 | - | 4 | - | - | 1 | - | 2,138 | 34 | 4,785 | مصر | |
| Iraq | - | - | 1 | - | - | - | - | - | - | - | العراق | |
| Jordan | 948 | - | 433 | - | - | 33 | - | 732 | 49 | 2,124 | الأردن | |
| Kuwait | 1,327 | 742 | 6 | 8,008 | 220 | 1,347 | 2,559 | 1,940 | 1,339 | 18,041 | الكويت | |
| Lebanon | 671 | 2 | 126 | - | - | 1 | 127 | 665 | 31 | 1,721 | لبنان | |
| Qatar | 1,711 | 725 | - | 41 | 63 | 231 | 2,042 | 2,379 | 468 | 8,528 | قطر | |
| Saudi Arabia | 27,729 | 1,221 | 480 | - | 604 | 3,892 | 11,027 | 4,648 | 5,489 | 55,241 | السعودية | |
| Syria | - | - | 5 | - | - | - | 1 | 3,683 | 5 | 3,755 | سوريا | |
| U A E | 68,464 | 4,570 | 22,193 | 70,175 | 12,878 | 12,588 | 61,256 | 268,776 | 62,456 | 569,309 | الإمارات العربية المتحدة | |
| Yemen | 56 | - | - | - | - | - | 276 | 2,839 | 33 | 3,225 | اليمن | |
| Total ESCWA | 103,705 | 7,651 | 23,813 | 78,949 | 14,150 | 19,205 | 78,382 | 289,898 | 71,112 | 676,034 | مجموع المنطقة | |

II-8-7
 صادرات عمان من المنطقة حسب اقسام التصدير الدولي
 Intra-regional Exports of Oman by SITC Sections
 1996

| Country | Section | 000' US \$ | | | | | | | | Total القسم (0-9) | الف دولار امريكى | |
|--------------------|---------|----------------|--------------|---------------|---------------|---------------|---------------|---------------|----------------|-------------------------|------------------|--------------------------|
| | | 0 | 1 | 2 | 3 | 4 | 5 | 6 | 7 | | | 8 |
| Bahrain | | 1,279 | 417 | 455 | 887 | 161 | 1,526 | 983 | 1,839 | 1,274 | 8,918 | البحرين |
| Egypt | | 4 | - | 1 | - | - | - | 3 | 3,806 | 56 | 5,199 | مصر |
| Iraq | | 997 | 4 | - | - | - | - | - | - | - | 1,001 | العراق |
| Jordan | | 2,137 | - | - | - | - | 112 | 4 | 504 | 45 | 4,250 | الأردن |
| Kuwait | | 1,337 | 603 | 1,453 | 5,206 | 116 | 1,852 | 756 | 2,382 | 1,559 | 15,332 | الكويت |
| Lebanon | | 1,077 | - | 64 | - | - | 27 | 102 | 316 | 16 | 1,795 | لبنان |
| Qatar | | 2,614 | 260 | 91 | - | 18 | 307 | 1,348 | 3,385 | 914 | 15,360 | قطر |
| Saudi Arabia | | 26,017 | 2,367 | 915 | - | 1,165 | 7,516 | 8,227 | 7,304 | 11,729 | 65,436 | السعودية |
| Syria | | 5 | - | - | - | - | - | 25 | 7,988 | 4 | 8,081 | سوريا |
| U A E | | 73,519 | 3,825 | 23,518 | 37,229 | 10,093 | 18,442 | 60,646 | 288,512 | 71,855 | 606,858 | الإمارات العربية المتحدة |
| Yemen | | 912 | 18 | 16 | - | - | 584 | 3,572 | 11,072 | 1,221 | 17,501 | اليمن |
| Total ESCWA | | 109,898 | 7,494 | 26,513 | 43,322 | 11,553 | 30,366 | 75,666 | 327,108 | 88,673 | 749,730 | مجموع المنطقة |

II-8-8
 صادرات قطر حسب المنطقة حسب أقسام التصدير الدولي
 Intraregional Exports of Qatar by SITC Sections
 1980

000' US \$

الف دولار أمريكي

| Country | Section | 0 | 1 | 2 | 3 | 4 | 5 | 6 | 7 | 8 | Total (0-9) | القسم | البلد |
|--------------------|---------|---|---|---|---|---|-----|---------|---|---|-------------|-------|--------------------------|
| Bahrain | | - | - | - | - | - | - | 2,228 | - | - | 2,228 | | البحرين |
| Egypt | | - | - | - | - | - | - | - | - | - | - | | مصر |
| Iraq | | - | - | - | - | - | - | 18,041 | - | - | 18,041 | | العراق |
| Jordan | | - | - | - | - | - | - | 195 | - | - | 195 | | الأردن |
| Kuwait | | - | - | - | - | - | - | 20,432 | - | - | 20,432 | | الكويت |
| Lebanon | | - | - | - | - | - | - | - | - | - | - | | لبنان |
| Oman | | - | - | - | - | - | - | 494 | - | - | 494 | | عمان |
| Saudi Arabia | | - | - | - | - | - | - | 60,974 | - | - | 60,974 | | السعودية |
| Syria | | - | - | - | - | - | - | - | - | - | - | | سوريا |
| U A E | | - | - | - | - | - | 275 | 35,971 | - | - | 36,246 | | الإمارات العربية المتحدة |
| Yemen | | - | - | - | - | - | - | - | - | - | - | | اليمن |
| Yemen A R (former) | | - | - | - | - | - | - | - | - | - | - | | C ع اليمنية سابقا |
| Dem Yemen (former) | | - | - | - | - | - | - | - | - | - | - | | اليمن الديموقراطي سابقا |
| Total ESCWA | | - | - | - | - | - | 330 | 138,280 | - | - | 138,610 | | مجموع المنطقة |

II-8-8
صناديق قطر ضمن المنطقة حسب أقسام التصنيف الدولي
Intraregional Exports of Qatar by SITC Sections
1989

| Country | Section | 000' US \$ | | | | | | | | Total (0-9) | القسم | الف دول أمريكي |
|--------------------|---------|------------|-----|-----|--------|---|--------|---------|---|----------------|---------|---------------------------|
| | | 0 | 1 | 2 | 3 | 4 | 5 | 6 | 7 | | | |
| Bahrain | | 186 | 2 | - | - | - | 1,097 | 6,514 | - | 77 | 7,882 | السعودية |
| Egypt | | - | - | - | 3,148 | - | - | - | - | 40 | 3,189 | مصر |
| Iraq | | - | - | - | - | - | 1,091 | - | - | - | 1,091 | العراق |
| Jordan | | - | - | - | - | - | 13,114 | 2 | - | 14 | 13,139 | الأردن |
| Kuwait | | 13 | - | - | - | - | 3,908 | 8,584 | - | 200 | 12,705 | الكويت |
| Lebanon | | 34 | 75 | - | - | - | 214 | 26 | - | 2 | 352 | لبنان |
| Oman | | 11 | 10 | - | - | - | 594 | 6,532 | - | - | 7,377 | عمان |
| Saudi Arabia | | 131 | 5 | 2 | - | - | 23,708 | 42,505 | 2 | 391 | 66,745 | السعودية |
| Syria | | 28 | - | 10 | - | - | 26 | - | - | 29 | 93 | سوريا |
| T A E | | 62 | 105 | 798 | 17,944 | 2 | 25,468 | 68,070 | - | 359 | 112,829 | الأقاليم العربية المتعددة |
| Yemen | | - | - | - | - | - | - | - | - | - | - | اليمن |
| Yemen A R (former) | | - | - | - | - | - | - | 3,605 | - | - | 3,605 | C و العربية سابقا |
| Dem Yemen (former) | | - | - | - | - | - | - | - | - | - | - | اليمن الديمقراطي سابقا |
| Total ESCWA | | 465 | 197 | 810 | 21,092 | 2 | 69,220 | 135,838 | 2 | 1,112 | 229,007 | مجموع الإسكوا |

II-8-8
 صادرات قطر ضمن المنطقة حسب أقسام التصنيف الدولي
 Intraregional Exports of Qatar by SITC Sections
 1990

| Country | Section | الف دولار أمريكي | | | | | | | | | | Total (0-9) |
|--------------------|---------|------------------|-----|-------|--------|---|--------|---------|----|-------|---------|--------------------------|
| | | 0 | 1 | 2 | 3 | 4 | 5 | 6 | 7 | 8 | 9 | |
| Bahrain | | 193 | 19 | 2 | - | - | 1,396 | 7,324 | 11 | 441 | 9,386 | البحرين |
| Egypt | | - | - | - | - | - | 1 | 10 | - | 23 | 34 | مصر |
| Iraq | | - | - | - | - | - | 419 | - | - | 42 | 462 | العراق |
| Jordan | | - | - | - | - | - | 6,790 | 96 | - | 333 | 7,219 | الأردن |
| Kuwait | | - | - | 7 | - | - | 2,997 | 14,874 | - | 124 | 18,011 | الكويت |
| Lebanon | | 1 | 36 | 116 | 2 | - | 28 | 13 | - | 9 | 205 | لبنان |
| Oman | | 40 | 45 | - | - | - | 1,115 | 7,466 | - | 13 | 8,680 | عمان |
| Saudi Arabia | | 88 | 202 | - | - | - | 22,077 | 25,769 | 10 | 2,027 | 50,190 | السعودية |
| Syria | | 313 | - | - | - | - | 621 | 2 | - | 2 | 938 | سوريا |
| U A E | | 199 | 76 | 931 | 10,423 | - | 31,091 | 89,438 | 19 | 1,975 | 134,180 | الإمارات العربية المتحدة |
| Yemen | | - | - | - | - | - | - | - | - | - | - | اليمن |
| Yemen A R (former) | | - | - | - | - | - | 97 | 17,605 | - | 5 | 17,712 | ع أ ر اليمن سابقا |
| Dem Yemen (former) | | - | - | - | - | - | - | - | - | - | - | اليمن الديمقراطي سابقا |
| Total ESCWA | | 834 | 378 | 1,056 | 10,425 | - | 66,632 | 162,597 | 40 | 4,994 | 247,017 | مجموع الإسكوا |

II-8-8
 صادرات قطر ضمن المنطقة حسب القسم الاقتصادي الدولي
 Intraregional Exports of Qatar by SITC Sections
 1991

| Country | Section | 000' US \$ | | | | | | | | Total (0-9) | القسم الاقتصادي | البلد الدولي |
|--------------------|---------|--------------|--------------|--------------|---------------|----------|---------------|----------------|------------|----------------|--------------------|--------------------------|
| | | 0 | 1 | 2 | 3 | 4 | 5 | 6 | 7 | | | |
| Bahrain | | 215 | - | - | - | - | 1,468 | 4,711 | - | 188 | 6,663 | البحرين |
| Egypt | | - | - | - | - | - | - | - | - | - | - | مصر |
| Iraq | | - | - | - | - | - | - | - | - | - | - | العراق |
| Jordan | | - | - | - | - | - | 5,424 | - | - | - | 5,453 | الأردن |
| Kuwait | | 331 | 336 | - | 7,512 | - | 1,063 | 223 | - | 205 | 9,791 | الكويت |
| Lebanon | | - | - | - | - | - | 168 | - | - | - | 259 | لبنان |
| Oman | | - | - | - | - | - | 841 | 12,102 | - | - | 12,971 | عمان |
| Saudi Arabia | | 6,456 | 1,125 | - | - | - | 24,520 | 28,717 | 214 | 772 | 61,842 | السعودية |
| Syria | | - | - | - | - | - | - | - | - | - | - | سوريا |
| U A E | | 340 | - | 1,042 | 18,408 | - | 7,236 | 94,645 | - | 587 | 122,392 | الإمارات العربية المتحدة |
| Yemen | | - | - | - | 9,122 | - | 120 | - | - | - | 9,245 | اليمن |
| Total ESCWA | | 7,342 | 1,461 | 1,042 | 35,042 | - | 40,840 | 140,398 | 214 | 1,752 | 228,616 | مجموع المنطقة |

II-8-8
صالحات قطر حسب المنطقة حسب اقسام التصنيف الدولي
Intraregional Exports of Qatar by SITC Sections
1992

| Country | Section | | | | | | | | | Total (0-9) | القسم الاجمالي | الدول الاصناف |
|--------------|---------|----|-------|--------|----|--------|---------|-----|-------|----------------|--------------------------|------------------|
| | 0 | 1 | 2 | 3 | 4 | 5 | 6 | 7 | 8 | | | |
| Bahrain | 159 | 19 | - | - | - | 1,120 | 6,909 | 80 | 184 | 8,471 | البحرين | |
| Egypt | - | - | - | - | - | 6 | 1 | - | 4 | 12 | مصر | |
| Iraq | - | - | - | - | - | - | - | - | - | - | العراق | |
| Jordan | - | - | 6 | - | - | 7,205 | 160 | 19 | 4 | 7,394 | الأردن | |
| Kuwait | 168 | 8 | - | 700 | - | 3,221 | 7,319 | 25 | 362 | 18,104 | الكويت | |
| Lebanon | - | - | 71 | - | - | 3 | 7 | - | 9 | 91 | لبنان | |
| Oman | 28 | 3 | - | - | - | 1,117 | 8,266 | 139 | 16 | 9,568 | عمان | |
| Saudi Arabia | 6,266 | 17 | 123 | - | - | 27,705 | 63,784 | 60 | 430 | 98,384 | السعودية | |
| Syria | 142 | - | 33 | - | - | 30 | 69 | 20 | - | 294 | سوريا | |
| U A E | 198 | 7 | 1,526 | 25,135 | 15 | 16,379 | 90,951 | 122 | 2,009 | 136,341 | الإمارات العربية المتحدة | |
| Yemen | - | - | - | - | - | - | - | - | - | - | اليمن | |
| Total ESCWA | 6,961 | 53 | 1,759 | 25,835 | 15 | 56,785 | 177,468 | 464 | 3,018 | 278,658 | مجموع الإسكوا | |

II-8-8
مطارات قطر ضمن المنطقة حسب أقسام التصدير الدولي
Intraregional Exports of Qatar by SITC Sections
1993

| Country | Section | 000' US \$ | | | | | | | | Total (0-9) | القسم | البلد |
|--------------|---------|------------|----|-------|--------|----|--------|---------|-----|----------------|---------|--------------------------|
| | | 0 | 1 | 2 | 3 | 4 | 5 | 6 | 7 | | | |
| Bahrain | | 185 | - | 24 | - | - | 1,164 | 10,867 | 95 | 431 | 12,765 | البحرين |
| Egypt | | 7 | - | 1 | - | - | 1 | - | - | 3 | 12 | مصر |
| Iraq | | - | - | - | - | - | - | - | - | - | - | العراق |
| Jordan | | 24 | 2 | 10 | - | - | 5,658 | 14 | - | 1 | 5,708 | الأردن |
| Kuwait | | 242 | - | 11 | - | - | 3,748 | 20,215 | 74 | 193 | 24,483 | الكويت |
| Lebanon | | 21 | - | 65 | - | - | 3 | - | - | 5 | 96 | لبنان |
| Oman | | 26 | - | 15 | - | - | 789 | 8,107 | 252 | 29 | 9,219 | عمان |
| Saudi Arabia | | 7,520 | - | 92 | - | - | 24,998 | 65,877 | - | 727 | 99,257 | السعودية |
| Syria | | 6 | - | 108 | - | - | - | 39 | - | - | 153 | سوريا |
| U A E | | 29 | 8 | 1,013 | - | - | 8,692 | 117,573 | 90 | 1,123 | 153,082 | الإمارات العربية المتحدة |
| Yemen | | - | - | - | - | - | 35 | - | - | 3 | 39 | اليمن |
| Total ESCWA | | 8,060 | 10 | 1,339 | 24,253 | 76 | 45,088 | 222,692 | 511 | 2,515 | 304,814 | مجموع المنطقة |

II-8-8
 صادرات قطر حسب المنطقة حسب أقسام التصدير الدولي
 Intraregional Exports of Qatar by SITC Sections
 1996

000' US \$

| Country | Section | | | | | | | | | Total (0-9) | القسم الاسمي |
|--------------|---------|-----|-------|---------|----|--------|---------|-----|-------|----------------|--------------------------|
| | 0 | 1 | 2 | 3 | 4 | 5 | 6 | 7 | 8 | | |
| Bahrain | 298 | 546 | 74 | | | 1,299 | 6,167 | 22 | 221 | 8,627 | البحرين |
| Egypt | 30 | 12 | | | | 3,789 | | | 19 | 3,849 | مصر |
| Iraq | | | | | | | | | | 0 | العراق |
| Jordan | 15 | | | | | 9,254 | 2 | | 13 | 9,284 | الأردن |
| Kuwait | 812 | | 321 | | | 5,896 | 17,540 | | 236 | 24,806 | الكويت |
| Lebanon | 2 | | 16 | | | 354 | | 11 | 5 | 387 | لبنان |
| Oman | 3 | | 9 | | | 1,531 | 7,706 | 395 | 695 | 10,339 | عمان |
| Saudi Arabia | 2,232 | | 1,675 | | | 35,645 | 43,184 | | 438 | 83,172 | السعودية |
| Syria | | | | | | 404 | | | 2 | 406 | سوريا |
| U A E | 106 | 15 | 1,986 | 112,346 | 49 | 17,106 | 103,266 | 29 | 1,563 | 236,712 | الإمارات العربية المتحدة |
| Yemen | | | | 10,114 | | 317 | | | 61 | 10,491 | اليمن |
| Total ESCWA | 3,497 | 573 | 4,082 | 122,459 | 49 | 75,595 | 177,864 | 457 | 3,251 | 388,074 | مجموع المنطقة |

II-8-8
مطارات قطر حسب المنطقة حسب أقسام التعميم الدولي
Intraregional Exports of Qatar by SITC Sections
1997

| Country | Section | 000' US \$ | | | | | | | | Total (0-9) | القسم | البلد | | |
|--------------|---------|------------|-----|-------|--------|--------|--------|---------|---|----------------|--------|---------|--------------------------|-------|
| | | 0 | 1 | 2 | 3 | 4 | 5 | 6 | 7 | | | | 8 | |
| Bahrain | | 349 | 598 | 65 | | 1,756 | 5,408 | | | 1 | 320 | 8,498 | البحرين | |
| Egypt | | 2 | | 19 | | 8,097 | 0 | | | | 9 | 8,128 | مصر | |
| Iraq | | | | | | | | | | | | - | العراق | |
| Jordan | | 159 | | 497 | | 7,521 | | | | | 49 | 8,227 | الأردن | |
| Kuwait | | 270 | 7 | 526 | | 6,672 | 15,655 | | | | 172 | 23,301 | الكويت | |
| Lebanon | | 0 | | 144 | | 3,881 | 0 | | | | 8 | 4,033 | لبنان | |
| Oman | | 1 | | 24 | | 2,044 | 6,963 | | | 279 | 32 | 9,342 | عمان | |
| Saudi Arabia | | 2,092 | 35 | 1,713 | | 33,633 | 50,294 | | | 67 | 330 | 88,163 | السعودية | |
| Syria | | | | | | 7,984 | 65 | | | | 0 | 8,049 | سوريا | |
| U A E | | 42 | | 2,331 | | 81,515 | | | | 111 | 22,144 | 87,150 | الإمارات العربية المتحدة | |
| Yemen | | | | | | 1,091 | | | | | 29 | 1,563 | 194,887 | اليمن |
| Total ESCWA | | 2,915 | 640 | 5,319 | 81,515 | 111 | 94,823 | 165,536 | | 495 | 2,482 | 353,837 | مجموع المنطقة | |

II-8-9
مشاركات السعودية ضمن المنطقة حسب أقسام التصنيف الدولي
Intraregional Exports of Saudi Arabia by SITC Sections
1975

000 US \$

| Country | Section | Section | | | | | | | | Total (0-9) | القسم | |
|--------------------|---------|---------|-------|-------|--------|---|-------|-------|--------|----------------|----------------|--------------------------|
| | | 0 | 1 | 2 | 3 | 4 | 5 | 6 | 7 | | | 8 |
| Bahrain | | 0 | 1 | 2 | 3 | 4 | 5 | 6 | 7 | 8 | Total (0-9) | القسم |
| Egypt | | 3,624 | 4 | 72 | 1,369 | 1 | 2,488 | 879 | 3,852 | 547 | 12,836 | البحرين |
| Iraq | | 83 | 54 | 177 | 1,018 | - | 19 | 908 | 15,637 | 210 | 18,105 | مصر |
| Jordan | | 4 | - | 1 | - | - | - | 27 | 285 | 1,497 | 1,815 | العراق |
| Kuwait | | 10 | 215 | 55 | 81 | - | 44 | 125 | 395 | 30 | 956 | الأردن |
| Lebanon | | 4,731 | - | 2,474 | 51 | - | 83 | 1,758 | 2,797 | 915 | 12,812 | الكويت |
| Oman | | 91 | - | 324 | 1 | - | 9 | 507 | 381 | 5,320 | 6,633 | لبنان |
| Qatar | | 212 | - | 1 | 1,262 | - | - | 64 | 535 | 9 | 2,118 | عمان |
| Syria | | 989 | - | 102 | 64 | - | 84 | 172 | 475 | 3,662 | 5,548 | قطر |
| U A E | | 67 | - | 280 | 8 | - | 0 | 219 | 602 | 18 | 1,194 | سوريا |
| Yemen | | 900 | 11 | 78 | 9,186 | - | 171 | 970 | 3,658 | 142 | 15,117 | الإمارات العربية المتحدة |
| Yemen A R (former) | | 7,932 | 3,015 | 1,118 | 103 | 7 | 887 | 1,305 | 6,316 | 735 | 21,424 | اليمن |
| Dem Yemen (former) | | - | - | - | - | - | - | - | 20 | - | 20 | اليمن الديموقراطي سابقا |
| Total ESCWA | | 18,644 | 3,299 | 4,681 | 13,140 | 7 | 3,786 | 6,934 | 34,419 | 13,120 | 98,577 | مجموع المنطقة |

II-8-9
مشاركات السعودية ضمن المملكة حسب أقسام التصدير الدولي
Intraregional Exports of Saudi Arabia by SITC Sections
1980

000' US \$

الف دولار أمريكي

| Country | Section | | | | | | | | Total (0-9) | القسم (0-9) | |
|--------------------|---------|--------|--------|--------|-----|--------|--------|---------|----------------|----------------|--------------------------|
| | 0 | 1 | 2 | 3 | 4 | 5 | 6 | 7 | | | 8 |
| Bahrain | 4,445 | 17 | 125 | - | 12 | 252 | 2,203 | 13,109 | 1,345 | 21,507 | البحرين |
| Egypt | 201 | 283 | 267 | - | 48 | 71 | 752 | 40,490 | 980 | 43,091 | مصر |
| Iraq | 992 | 6,446 | 183 | 2,075 | 259 | 293 | 683 | 10,657 | 132 | 21,720 | العراق |
| Jordan | 134 | 96 | 639 | 311 | - | 148 | 1,069 | 9,435 | 964 | 12,795 | الأردن |
| Kuwait | 4,645 | 431 | 1,555 | 9,360 | 36 | 2,415 | 6,560 | 26,129 | 1,758 | 52,890 | الكويت |
| Lebanon | 157 | 9 | 1,484 | 2,673 | 11 | 109 | 956 | 5,029 | 1,380 | 11,806 | لبنان |
| Oman | - | - | - | 14,638 | - | 20 | 48 | 240 | 273 | 15,219 | عمان |
| Qatar | 823 | 25 | 138 | 1,087 | - | 439 | 419 | 11,423 | 2,111 | 16,464 | قطر |
| Syria | 208 | - | 2,342 | 25 | - | 13 | 299 | 7,890 | 589 | 11,366 | سوريا |
| U A E | 2,541 | 282 | 136 | 12,278 | - | 776 | 3,303 | 15,624 | 1,889 | 36,828 | الإمارات العربية المتحدة |
| Yemen | | | | | | | | | | | اليمن |
| Yemen A R (former) | 40,243 | 18,257 | 3,976 | 46,933 | 554 | 10,307 | 35,395 | 132,570 | 18,266 | 306,502 | C ع اليمن سابقا |
| Dem Yemen (former) | 211 | - | 244 | - | - | - | 484 | 9,210 | 787 | 10,936 | اليمن الديمقراطي سابقا |
| Total ESCWA | 54,599 | 25,846 | 11,088 | 89,381 | 920 | 14,844 | 52,170 | 281,804 | 30,474 | 561,124 | مجموع المنطقة |

II-8-9
مشاركات السعودية ضمن المنطقة حسب أقسام التصنوف الدولي
Intraregional Exports of Saudi Arabia by SITC Sections
1996

| Country | Section | | | | | | | | | Total (0-9) | القسم (0-9) | الدول العربي |
|-------------|---------|--------|--------|-------|--------|---------|---------|---------|--------|----------------|--------------------------|--------------|
| | 0 | 1 | 2 | 3 | 4 | 5 | 6 | 7 | 8 | | | |
| Bahrain | 39,479 | 4,555 | 2,890 | 55 | 1,610 | 24,798 | 66,366 | 15,596 | 4,333 | 159,682 | البحرين | |
| Egypt | 2,556 | 364 | 3,449 | 79 | 94 | 145,592 | 142,626 | 5,799 | 967 | 301,526 | مصر | |
| Iraq | 45 | | | | | | | | | 45 | العراق | |
| Jordan | 5,363 | 131 | 2,200 | - | 99 | 59,762 | 18,924 | 4,908 | 1,471 | 92,858 | الأردن | |
| Kuwait | 101,450 | 4,777 | 4,920 | 489 | 3,371 | 76,539 | 207,024 | 14,637 | 12,635 | 425,842 | الكويت | |
| Lebanon | 1,695 | 61 | 623 | 163 | 1,177 | 24,366 | 25,648 | 2,877 | 1,129 | 57,739 | لبنان | |
| Oman | 16,853 | 68 | 377 | 223 | 659 | 23,247 | 50,110 | 18,426 | 2,230 | 112,193 | عمان | |
| Qatar | 35,137 | 1,570 | 5,206 | 192 | 1,450 | 22,155 | 85,990 | 35,118 | 5,393 | 192,211 | قطر | |
| Syria | 1,772 | 1 | 115 | 78 | 859 | 52,933 | 7,690 | 6,289 | 384 | 70,121 | سوريا | |
| U A E | 81,441 | 458 | 24,661 | 1,272 | 2,803 | 180,680 | 224,326 | 131,807 | 33,687 | 681,135 | الإمارات العربية المتحدة | |
| Yemen | 22,023 | 1,857 | 284 | 288 | 2,235 | 17,657 | 25,284 | 4,660 | 4,589 | 78,877 | اليمن | |
| Total ESCWA | 307,814 | 13,842 | 44,725 | 2,839 | 14,357 | 627,729 | 853,988 | 240,117 | 66,818 | 2,172,229 | مجموع المنطقة | |

II-8-10
مصادر سوريا ضمن المنطقة حسب أقسام التصنيف الدولي
Intraregional Exports of Syria by SITC Sections
1975

| Country | Section | 000 US \$ | | | | | | | | | Total (0-9) | القسم الدولة |
|----------------------|---------|-----------|-------|--------|-----|-----|-----|--------|-------|--------|----------------|--------------------------|
| | | 0 | 1 | 2 | 3 | 4 | 5 | 6 | 7 | 8 | | |
| Bahrain | | 35 | - | - | - | 1 | 1 | 38 | - | 39 | 114 | البحرين |
| Egypt | | 5,762 | 1,999 | 1,788 | 73 | - | 51 | 796 | 131 | 9 | 10,609 | مصر |
| Iraq | | 484 | 86 | 19,730 | - | 9 | 98 | 2,119 | 238 | 210 | 22,974 | العراق |
| Jordan | | 5,900 | 49 | 491 | 87 | 7 | 172 | 2,586 | 1,323 | 2,559 | 13,174 | الأردن |
| Kuwait | | 1,336 | - | 84 | - | 108 | 55 | 472 | 339 | 717 | 3,111 | الكويت |
| Lebanon | | 2,709 | 207 | 4,120 | 25 | 5 | 169 | 399 | 465 | 645 | 8,744 | لبنان |
| Oman | | - | - | - | - | - | 12 | - | 2 | - | 14 | عمان |
| Qatar | | 257 | 10 | 3 | - | 13 | 3 | 48 | 19 | 127 | 480 | قطر |
| Saudi Arabia | | 3,812 | 102 | 172 | 5 | 103 | 110 | 5,217 | 3,685 | 10,149 | 23,355 | السعودية |
| U A E | | 343 | 47 | 13 | - | 80 | 5 | 117 | 66 | 227 | 901 | الإمارات العربية المتحدة |
| Yemen | | - | - | - | - | - | - | - | - | - | - | اليمن |
| Yemen A. R. (former) | | - | - | - | - | - | 3 | 22 | 5 | 303 | 333 | ج.ع. اليمانية سابقا |
| Dem Yemen (former) | | - | - | 5 | - | - | 1 | 14 | - | 8 | 28 | اليمن الديمقراطية سابقا |
| Total ESCWA | | 20,638 | 2,500 | 26,406 | 190 | 326 | 680 | 11,828 | 6,273 | 14,993 | 83,837 | مجموع المنطقة |

II-8-10
ملازمت سوريا مع المنطقة حسب القسم التصنيف الدولي
Intraregional Exports of Syria by SITC Sections
1980

000' US \$

| Country | Section | | | | | | | | | Total (0-9) | القسم البلد |
|--------------------|---------|-------|--------|-----|---|-------|--------|--------|--------|----------------|--------------------------|
| | 0 | 1 | 2 | 3 | 4 | 5 | 6 | 7 | 8 | | |
| Bahrain | 150 | - | 9 | - | - | 0 | 61 | 0 | 58 | 278 | البحرين |
| Egypt | - | - | - | - | - | - | - | - | - | - | مصر |
| Iraq | 4,422 | 375 | 14,260 | - | - | 92 | 8,618 | 1,203 | 798 | 29,768 | العراق |
| Jordan | 11,608 | 211 | 2,307 | 76 | - | 882 | 6,097 | 1,803 | 5,916 | 28,900 | الأردن |
| Kuwait | 2,491 | 345 | 1,299 | 0 | - | 327 | 511 | 419 | 772 | 6,164 | الكويت |
| Lebanon | 2,645 | 12 | 8,096 | 475 | - | 157 | 233 | 425 | 56 | 12,099 | لبنان |
| Oman | - | - | - | - | - | - | - | 12 | - | 12 | عمان |
| Qatar | 250 | 27 | 21 | - | - | 12 | 87 | 71 | 151 | 618 | قطر |
| Saudi Arabia | 7,076 | 772 | 1,491 | 15 | 0 | 300 | 9,977 | 9,212 | 10,464 | 39,307 | السعودية |
| U A E | 2,293 | - | 71 | - | - | 42 | 310 | 89 | 418 | 3,223 | الإمارات العربية المتحدة |
| Yemen | - | - | - | - | - | - | - | - | - | - | اليمن |
| Yemen A R (former) | 75 | - | 126 | - | - | 16 | 1,021 | 211 | 1,162 | 2,611 | C و العربية سابقا |
| Dem Yemen (former) | - | - | - | - | - | - | - | - | - | - | اليمن الديموقراطي سابقا |
| Total ESCWA | 31,010 | 1,743 | 27,680 | 567 | 0 | 1,828 | 26,914 | 13,444 | 19,794 | 122,979 | مجموع المنطقة |

II-8-10
 صادرات سوريا مصنفة حسب أقسام التصدير الدولي (1)
 Intraregional Exports of Syria by SITC Sections (1)
 1985

| Country | Section | الفئة | | | | | | | | Total (0-9) | القسم | |
|--------------------|---------|-------|-------|---|---|-------|-------|-------|-------|----------------|--------|--------------------------|
| | | 0 | 1 | 2 | 3 | 4 | 5 | 6 | 7 | | | 8 |
| Bahrain | - | - | - | - | - | - | - | - | - | - | 101 | البحرين |
| Egypt | - | - | - | - | - | - | - | - | - | - | - | مصر |
| Iraq | - | - | - | - | - | - | - | - | - | - | - | العراق |
| Jordan | 4,400 | - | 2,689 | - | - | - | 516 | - | 1,564 | - | 12,709 | الأردن |
| Kuwait | 2,507 | 204 | - | - | - | - | - | - | - | - | 3,620 | الكويت |
| Lebanon | 592 | 971 | 1,636 | - | - | - | - | - | - | - | 3,938 | لبنان |
| Oman | - | - | - | - | - | - | - | - | - | - | 4 | عمان |
| Qatar | - | - | - | - | - | - | - | - | - | - | 9,425 | قطر |
| Saudi Arabia | 11,089 | - | 693 | - | - | 877 | 1,133 | 2,052 | - | - | 19,637 | السعودية |
| U A E | 4,874 | - | 260 | - | - | - | - | - | - | - | 5,857 | الإمارات العربية المتحدة |
| Yemen | - | - | - | - | - | - | - | - | - | - | 183 | اليمن |
| Yemen A R (former) | - | - | 153 | - | - | - | - | - | - | - | 79 | ع.ع. اليمن سابقا |
| Dem Yemen (former) | - | - | - | - | - | - | - | - | - | - | - | اليمن الديمقراطي سابقا |
| Total ESCWA | 23,462 | 1,176 | 5,431 | - | - | 1,393 | 1,133 | 3,616 | - | - | 55,553 | مجموع المنطقة |

(1) Exports of less than half a million Syrian pounds were not included in Section 0 to 8, but added to the total column

(1) لا تشمل الأقسام من صفر إلى ثمانية من صادرات سورية التي تبلغ قيمتها أقل من نصف مليون ليرة سورية ، وقد أضيفت هذه الصادرات بعمود المجموع

II-8-10
 صادرات سوريا ضمن المنطقة حسب أقسام التصنيف الدولي (1)
 Intraregional Exports of Syria by SITC Sections (1)
 1990

| Country | Section | 000' US \$ | | | | | | | | Total (0-9) | القسم | البلد |
|--------------------|---------|------------|-------|--------|---------|----|-------|--------|-------|----------------|---------|--------------------------|
| | | 0 | 1 | 2 | 3 | 4 | 5 | 6 | 7 | | | |
| Bahrain | | 6,060 | 2 | 2 | - | - | 1 | 27 | - | 156 | 6,248 | البحرين |
| Egypt | | 13,799 | 2,586 | 2,879 | 26,323 | - | 2,016 | 1 | 4 | 30 | 47,640 | مصر |
| Iraq | | - | - | - | - | - | - | - | - | - | - | العراق |
| Jordan | | 10,836 | - | 7,663 | 4 | - | 136 | 3,539 | 167 | 2,154 | 24,499 | الأردن |
| Kuwait | | 5,389 | 9 | 83 | - | 18 | 206 | 2,110 | 54 | 4,499 | 12,373 | الكويت |
| Lebanon | | 123,671 | 313 | 5,484 | 103,469 | - | 1,004 | 12,444 | 958 | 712 | 248,055 | لبنان |
| Oman | | - | - | - | - | - | - | - | - | - | 590 | عمان |
| Qatar | | 28,551 | - | 12 | 13 | - | 5 | 528 | 29 | 558 | 29,702 | قطر |
| Saudi Arabia | | 205,786 | 7 | 2,874 | 2,846 | - | 912 | 21,813 | 1,576 | 34,454 | 270,424 | السعودية |
| U A E | | 25,738 | - | 160 | - | - | 1,343 | 25,248 | 214 | 6,240 | 59,006 | الإمارات العربية المتحدة |
| Yemen | | - | - | - | - | - | - | - | - | - | - | اليمن |
| Yemen A R (former) | | 375 | - | - | - | - | - | 11 | 28 | 168 | 583 | ع.ج. اليمنية سابقا |
| Dem Yemen (former) | | - | - | - | - | - | - | - | - | - | 11 | اليمن الديمقراطي سابقا |
| Total ESCWA | | 420,205 | 2,917 | 19,157 | 132,655 | 18 | 5,623 | 65,721 | 3,030 | 48,971 | 699,131 | مجموع الإسكوا |

(1) Exports of less than half a million Syrian pounds were not included in Section 0 to 8, but added to the total column

(1) لا تشمل الأقسام من صفر إلى ثمانية الصادرات التي تبلغ قيمتها أقل من نصف مليون ليرة سورية، وقد أدرجت هذه الصادرات بمعلومات المطبوع

II-8-10
 صادرات سوريا حسب المنطقة حسب اقسام التصنيف الدولي
 Intraregional Exports of Syria by SITC Sections
 1991

000' US \$

| Country | Section | | | | | | | | | Total (0-9) | القسم | الدولة |
|--------------|---------|---------|-------|--------|---------|----|-------|--------|-------|----------------|---------|--------------------------|
| | | 0 | 1 | 2 | 3 | 4 | 5 | 6 | 7 | | | |
| Bahrain | | 1,360 | - | 1 | 3,713 | - | - | 31 | 1 | 505 | 5,611 | البحرين |
| Egypt | | 5,078 | 514 | 2,425 | 5,279 | - | 33 | 60 | 25 | 175 | 13,589 | مصر |
| Iraq | | - | - | - | - | - | - | - | - | - | - | العراق |
| Jordan | | 6,582 | 6,630 | 6,422 | 3,202 | - | 603 | 20,448 | 755 | 11,487 | 56,129 | الأردن |
| Kuwait | | 7,162 | 1,233 | 35 | - | 22 | 189 | 1,221 | 133 | 6,782 | 16,777 | الكويت |
| Lebanon | | 131,715 | 271 | 10,011 | 107,209 | - | - | - | 1,185 | 1,900 | 252,291 | لبنان |
| Oman | | - | - | - | - | - | - | - | - | - | - | عمان |
| Qatar | | 6,899 | - | 23 | 63 | - | 2 | 652 | 8 | 648 | 8,295 | قطر |
| Saudi Arabia | | 126,309 | 22 | 2,517 | 1 | - | 1,132 | 27,062 | 1,867 | 40,514 | 199,424 | السعودية |
| U A E | | 7,638 | - | 322 | - | 2 | 52 | 23,409 | 227 | 5,140 | 36,790 | الإمارات العربية المتحدة |
| Yemen | | 165 | - | 1 | - | - | 32 | 51 | 80 | 1,467 | 1,796 | اليمن |
| Total ESCWA | | 292,998 | 8,670 | 21,757 | 119,467 | 24 | 2,043 | 72,934 | 4,281 | 68,618 | 590,702 | مجموع المنطقة |

II-8-10
مناطق سوريا حسب المنطقة حسب أقسام التوزيع الدولي
Intraregional Exports of Syria by SITC Sections
1992

| Country | Section | | | | | | | | Total (0-9) | القسم الذي | |
|--------------|---------|-------|--------|---------|----|-------|--------|-------|----------------|---------------|--------------------------|
| | 0 | 1 | 2 | 3 | 4 | 5 | 6 | 7 | | | 8 |
| Bahrain | 1,324 | - | 21 | - | - | 1 | 36 | - | 388 | 1,770 | البحرين |
| Egypt | 13,187 | 1,932 | 1,253 | - | - | 1 | 232 | 28 | 275 | 16,908 | مصر |
| Iraq | 25 | - | - | - | - | - | - | - | - | 25 | العراق |
| Jordan | 6,788 | 7 | 2,608 | 200 | - | 1,385 | 14,351 | 1,005 | 25,481 | 51,825 | الأردن |
| Kuwait | 50,240 | 29 | 198 | - | 2 | 218 | 2,486 | 413 | 8,070 | 61,656 | الكويت |
| Lebanon | 190,978 | 11 | 22,029 | 120,916 | 5 | 529 | 12,126 | 1,115 | 759 | 348,468 | لبنان |
| Oman | - | - | - | - | - | - | - | - | - | - | عمان |
| Qatar | 6,217 | - | 11 | 73 | 5 | 41 | 802 | 39 | 1,002 | 8,190 | قطر |
| Saudi Arabia | 85,616 | 22 | 2,430 | 3 | - | 507 | 12,249 | 2,885 | 29,754 | 133,466 | السعودية |
| U A E | 6,884 | - | 163 | - | 1 | 128 | 3,042 | 420 | 3,955 | 14,593 | الإمارات العربية المتحدة |
| Yemen | 107 | - | 3 | - | - | 165 | 395 | 114 | 1,444 | 2,228 | اليمن |
| Total ESCWA | 361,366 | 2,001 | 28,716 | 121,192 | 13 | 2,975 | 45,719 | 6,019 | 71,128 | 639,129 | مجموع المنطقة |

II-8-10
ملايات سوريا حسب المنطقة حسب المصنف الدولي
Intraregional Exports of Syria by SITC Sections
1993

| Country | Section | | | | | | | | | Total (0-9) | القسم (0-9) | الفئة التركيبة |
|--------------|---------|-------|--------|---------|-----|-------|--------|-------|--------|----------------|--------------------------------|-------------------|
| | 0 | 1 | 2 | 3 | 4 | 5 | 6 | 7 | 8 | | | |
| Bahrain | 2,560 | - | 4 | 3,673 | 1 | 64 | 348 | 3 | 757 | 7,420 | النفط | |
| Egypt | 5,862 | 3,142 | 2,104 | - | - | 71 | 516 | 43 | 1,150 | 12,888 | النفط مصر | |
| Iraq | - | - | - | - | - | - | - | - | - | - | النفط | |
| Jordan | 17,517 | - | 3,329 | 268 | - | 919 | 21,319 | 1,697 | 28,217 | 73,268 | النفط الأرز | |
| Kuwait | 45,940 | 135 | 96 | 7 | 2 | 128 | 2,459 | 418 | 6,975 | 56,159 | النفط | |
| Lebanon | 211,677 | 13 | 7,344 | 104,305 | 102 | 928 | 4,911 | 1,326 | 1,339 | 331,946 | النفط | |
| Oman | - | - | - | - | - | - | - | - | - | - | النفط | |
| Qatar | 5,835 | 1 | 48 | 16 | 1 | 21 | 653 | 84 | 1,454 | 8,112 | النفط | |
| Saudi Arabia | 95,091 | 13 | 2,433 | 3 | 13 | 1,118 | 15,143 | 3,715 | 36,860 | 154,389 | النفط القمح | |
| U A E | 12,264 | - | 382 | 8 | 39 | 110 | 3,893 | 633 | 5,075 | 22,403 | النفط القمح | |
| Yemen | 311 | - | 12 | - | - | 253 | 588 | 385 | 4,828 | 6,391 | النفط | |
| Total ESCWA | 397,057 | 3,304 | 15,752 | 108,280 | 158 | 3,612 | 49,830 | 8,304 | 86,655 | 672,976 | النفط مصر الأرز القمح | |

II-8-10
 صادرات سوريا ضمن المنطقة حسب أقسام التسيوف الدولي
 Intraregional Exports of Syria by SITC Sections
 1994

| Country | Section | | | | | | | | Total (0-9) | القسم (0-9) | البلد المرتبط |
|--------------|---------|-------|--------|--------|-------|-------|--------|--------|----------------|----------------|--------------------------|
| | 0 | 1 | 2 | 3 | 4 | 5 | 6 | 7 | | | |
| Bahrain | 2,562 | 3 | 18 | - | 1 | 77 | 684 | 21 | 1,610 | 4,974 | البحرين |
| Egypt | 10,870 | 4,171 | 2,289 | 2,483 | - | 445 | 1,025 | 114 | 959 | 22,356 | مصر |
| Iraq | - | - | - | - | - | - | - | - | - | - | العراق |
| Jordan | 36,933 | 8 | 3,253 | - | - | 490 | 28,399 | 1,322 | 26,218 | 96,623 | الأردن |
| Kuwait | 33,437 | 2 | 144 | - | 8 | 233 | 5,318 | 1,032 | 11,059 | 51,208 | الكويت |
| Lebanon | 262,148 | 215 | 19,122 | 90,509 | 1,051 | 1,464 | 8,987 | 4,242 | 2,989 | 390,727 | لبنان |
| Oman | - | - | - | - | - | - | - | - | - | - | عمان |
| Qatar | 9,105 | - | 168 | - | - | 11 | 896 | 154 | 2,067 | 12,401 | قطر |
| Saudi Arabia | 111,804 | 132 | 3,232 | 2 | 21 | 1,691 | 26,058 | 7,219 | 46,132 | 196,290 | السعودية |
| U A E | 20,087 | - | 592 | 14 | 8 | 106 | 5,645 | 930 | 8,254 | 35,636 | الإمارات العربية المتحدة |
| Yemen | 200 | 1 | 38 | - | 1 | 582 | 1,499 | 730 | 6,859 | 9,910 | اليمن |
| Total ESCWA | 487,146 | 4,532 | 28,856 | 93,008 | 1,090 | 5,099 | 78,511 | 15,764 | 106,147 | 820,125 | مجتمع المنطقة |

II-8-10
مشاركات سوريا ضمن المنطقة حسب اقسام التصنيف الدولي
Intraregional Exports of Syria by SITC Sections
1995

| Country | Section | 000' US \$ | | | | | | | | Total (0-9) | القسم (0-9) | البلد المتلقي |
|--------------|---------|------------|-------|--------|---------|-------|-------|--------|--------|----------------|----------------|--------------------------|
| | | 0 | 1 | 2 | 3 | 4 | 5 | 6 | 7 | | | |
| Bahrain | | 4,312 | - | 48 | - | 5 | 64 | 622 | 19 | 1,088 | 6,158 | البحرين |
| Egypt | | 8,872 | 4,654 | 1,656 | - | 4 | 623 | 2,219 | 529 | 2,716 | 21,277 | مصر |
| Iraq | | 1 | - | - | - | - | 13 | 82 | - | 135 | 231 | العراق |
| Jordan | | 48,323 | 8 | 2,549 | 205 | 8 | 220 | 21,137 | 1,789 | 18,298 | 92,537 | الأردن |
| Kuwait | | 41,487 | - | 620 | - | 266 | 774 | 7,279 | 1,218 | 8,668 | 60,318 | الكويت |
| Lebanon | | 126,022 | 39 | 17,448 | 130,712 | 5,879 | 1,331 | 18,135 | 5,090 | 3,732 | 308,392 | لبنان |
| Oman | | - | - | - | - | - | - | - | - | - | - | عمان |
| Qatar | | 7,526 | - | 81 | - | 73 | 5 | 1,056 | 241 | 1,705 | 10,688 | قطر |
| Saudi Arabia | | 101,580 | 25 | 3,562 | 61 | 961 | 2,963 | 32,771 | 6,219 | 46,366 | 194,511 | السعودية |
| U A E | | 32,184 | - | 434 | - | 27 | 659 | 6,063 | 1,730 | 9,946 | 51,045 | الإمارات العربية المتحدة |
| Yemen | | 48 | - | 1,249 | - | - | - | 72 | 73 | 2 | 1,444 | اليمن |
| Total ESCWA | | 370,355 | 4,726 | 27,647 | 130,978 | 7,223 | 6,652 | 89,436 | 16,908 | 92,656 | 746,601 | مجموع المنطقة |

II-8-10
 صادرات سوريا حسب المنطقة حسب أقسام التصريف الدولي
 Intraregional Exports of Syria by SITC Sections
 1996

000' US \$

| Country | Section | القسم | | | | | | | | | Total (0-9) | القسم الدولي العربي |
|--------------|---------|---------|-----|--------|---------|-------|-------|--------|-------|--------|----------------|--------------------------|
| | | 0 | 1 | 2 | 3 | 4 | 5 | 6 | 7 | 8 | | |
| Bahrain | | 7,621 | - | 13 | - | - | 58 | 141 | 31 | 539 | 8,403 | البحرين |
| Egypt | | 16,062 | 173 | 2,095 | - | 5 | 128 | 900 | 63 | 1,625 | 21,052 | مصر |
| Iraq | | - | - | - | - | - | - | - | - | - | - | العراق |
| Jordan | | 91,877 | 51 | 2,383 | - | 18 | 419 | 6,079 | 284 | 5,058 | 106,171 | الأردن |
| Kuwait | | 61,339 | 8 | 109 | - | 769 | 116 | 1,578 | 684 | 3,479 | 68,082 | الكويت |
| Lebanon | | 88,541 | 1 | 14,739 | 101,863 | 6,369 | 510 | 7,406 | 1,316 | 1,393 | 222,137 | لبنان |
| Oman | | - | - | - | - | - | - | - | - | - | - | عمان |
| Qatar | | 13,246 | - | 334 | - | 1 | 1 | 298 | 36 | 605 | 14,522 | قطر |
| Saudi Arabia | | 146,892 | 74 | 2,434 | 47 | 1,258 | 1,933 | 14,397 | 1,153 | 26,135 | 194,322 | السعودية |
| U A E | | 31,588 | - | 701 | 1 | 115 | 178 | 2,972 | 464 | 6,422 | 42,441 | الإمارات العربية المتحدة |
| Yemen | | 4,137 | 35 | 372 | - | 1 | 664 | 483 | 269 | 1,288 | 7,250 | اليمن |
| Total ESCWA | | 461,303 | 343 | 23,179 | 101,911 | 8,537 | 4,008 | 34,255 | 4,300 | 46,544 | 684,380 | مجموع المنطقة |

II-8-10
ملازك سوريا حسب المنطقة حسب أقسام التصنيف الدولي
Intraregional Exports of Syria by SITC Sections
1997

000' US \$

| Country | Section | | | | | | | | Total (0-9) | القسم (0-9) | البلد |
|--------------|---------|-------|--------|---------|-------|-------|--------|-------|----------------|----------------|--------------------------|
| | 0 | 1 | 2 | 3 | 4 | 5 | 6 | 7 | | | |
| Bahrain | 6,565 | 0 | 21 | - | 14 | 83 | 212 | 2 | 500 | 7,399 | البحرين |
| Egypt | 13,962 | 7,535 | 3,579 | - | 35 | 110 | 2,244 | 153 | 2,936 | 30,555 | مصر |
| Iraq | 27,044 | - | - | - | - | 1,303 | - | - | - | 28,347 | العراق |
| Jordan | 48,119 | 50 | 1,778 | 1 | 24 | 1,213 | 8,584 | 459 | 6,798 | 67,027 | الأردن |
| Kuwait | 33,384 | - | 282 | 6 | 237 | 333 | 2,560 | 601 | 4,360 | 41,763 | الكويت |
| Lebanon | 115,832 | 58 | 24,345 | 176,595 | 4,929 | 770 | 5,784 | 1,020 | 1,237 | 330,569 | لبنان |
| Oman | | | | | | | | | | 2,289 | عمان |
| Qatar | 11,510 | - | 43 | - | 114 | 11 | 524 | 36 | 711 | 12,950 | قطر |
| Saudi Arabia | 153,790 | 103 | 3,237 | 3 | 1,088 | 2,129 | 21,046 | 1,867 | 30,037 | 213,300 | السعودية |
| U A E | 26,799 | - | 285 | 6,111 | 76 | 134 | 3,491 | 465 | 8,126 | 45,487 | الإمارات العربية المتحدة |
| Yemen | 172 | - | 401 | - | 28 | 1,257 | 369 | 188 | 2,640 | 5,055 | اليمن |
| Total ESCWA | 437,176 | 7,747 | 33,972 | 182,715 | 6,545 | 7,345 | 44,813 | 4,791 | 57,346 | 784,740 | مجموع المنطقة |

II-8-11
صلاوات الامارات العربية المتحدة مع المنطقة حسب القسم التصنيف الدولي
Intraregional Exports of U A Emirates by SITC Sections
1991

| Country | Section | | | | | | | | Total (0-9) | القسم البيانات | |
|--------------|---------|--------|-------|--------|--------|--------|---------|--------|----------------|-------------------|---------------|
| | 0 | 1 | 2 | 3 | 4 | 5 | 6 | 7 | | | 8 |
| Bahrain | 3,707 | 2,192 | 3,500 | 5,462 | 122 | 9,117 | 33,656 | 5,654 | 3,124 | 66,538 | البحرين |
| Egypt | | | | | | | | | | 719 | مصر |
| Iraq | | | | | | | | | | 2 | العراق |
| Jordan | | | | | | | | | | 6,423 | الأردن |
| Kuwait | 10,063 | 9,279 | 1,191 | 6,508 | 550 | 9,830 | 10,707 | 5,092 | 6,299 | 60,019 | الكويت |
| Lebanon | | | | | | | | | | 2,581 | لبنان |
| Oman | 6,992 | 11,016 | 2,418 | 2,757 | 156 | 8,065 | 49,122 | 8,359 | 3,338 | 113,222 | عمان |
| Qatar | 7,396 | 3,318 | 770 | 5,519 | 1,303 | 10,898 | 17,729 | 5,222 | 6,890 | 59,073 | قطر |
| Saudi Arabia | 32,839 | 7,160 | 585 | 1,508 | 8,094 | 33,922 | 58,432 | 11,487 | 17,586 | 172,612 | السعودية |
| Syria | | | | | | | | | | 3,768 | سوريا |
| Yemen | | | | | | | | | | 21,239 | اليمن |
| Total ESCWA | 60,996 | 32,965 | 8,465 | 21,753 | 10,225 | 71,832 | 169,646 | 35,813 | 37,238 | 506,195 | مجموع المنطقة |

البيانات بالدينار الأمريكي

II-8-11
صناديق الامارات العربية المتحدة - حسب المنطقة حسب اقسام التصنيف الدولي
Intraregional Exports of U A Emirates by SITC Sections
1993

| Country | Section | 000' US \$ | | | | | | | | Total القسم (0-9) | الف دولار امريكى | |
|--------------|---------|------------|--------|--------|-------|--------|--------|--------|--------|-------------------------|------------------|-----------------|
| | | 0 | 1 | 2 | 3 | 4 | 5 | 6 | 7 | | | 8 |
| Bahrain | | 4,449 | 1,220 | 8,969 | 5,747 | 1,309 | 11,142 | 35,529 | 3,509 | 5,630 | 77,767 | البحرين |
| Egypt | | | | | | | | | | 1,218 | 1,218 | مصر |
| Iraq | | | | | | | | | | 10 | 10 | العراق |
| Jordan | | | | | | | | | | 7,966 | 7,966 | الأردن |
| Kuwait | | 13,248 | 5,355 | 1,085 | 8,914 | 181 | 12,884 | 24,812 | 6,061 | 6,702 | 79,242 | الكويت |
| Lebanon | | | | | | | | | | 5,519 | 5,519 | لبنان |
| Oman | | 8,070 | 21,600 | 582 | 5,298 | 188 | 13,645 | 34,721 | 4,816 | 3,032 | 96,503 | عمان |
| Qatar | | 10,119 | 4,587 | 12,306 | 5,330 | 1,959 | 14,442 | 35,997 | 7,304 | 6,795 | 99,336 | قطر |
| Saudi Arabia | | 50,870 | 2,677 | 904 | 4,228 | 13,524 | 69,495 | 79,674 | 15,218 | 20,111 | 257,689 | السعودية |
| Syria | | | | | | | | | | 6,922 | 6,922 | سوريا |
| Yemen | | | | | | | | | | 39,436 | 39,436 | اليمن |
| Total ESCWA | | | | | | | | | | 671,608 | 671,608 | المجموع الاسكوا |

II-8-12
صالحات اليمن اليميني اطل ساطف صصن المنطقة حسب اقسام التصنيف الدولي
Intraregional Exports of Dem Yemen (Former) by SITC Sections
1975

| Country | Section | الف دول العربي | | | | | | | | Total (0-9) | القسم | | |
|--------------------|---------|----------------|-----|-----|--------|----|---|----|---|----------------|-------|--------|--------------------------|
| | | 0 | 1 | 2 | 3 | 4 | 5 | 6 | 7 | | | 8 | |
| Bahrain | | 4 | - | 2 | 754 | - | - | 0 | - | - | - | 760 | البحرين |
| Egypt | | - | - | - | - | - | - | - | - | - | - | - | مصر |
| Iraq | | - | - | - | - | - | - | - | - | - | - | - | العراق |
| Jordan | | 74 | - | - | - | - | - | - | - | - | - | 74 | الأردن |
| Kuwait | | 4 | - | 1 | - | - | - | 0 | - | - | - | 5 | الكويت |
| Lebanon | | 35 | - | 224 | - | - | - | 1 | 0 | 0 | 0 | 260 | لبنان |
| Oman | | - | - | - | 5,667 | - | - | - | - | - | - | 5,667 | عمان |
| Qatar | | - | - | - | - | - | - | - | - | - | - | - | قطر |
| Saudi Arabia | | 75 | 0 | 2 | - | - | - | - | - | - | - | 76 | السعودية |
| Syria | | - | - | - | - | - | - | - | - | - | - | - | سوريا |
| U A E | | 203 | 81 | 104 | 12,161 | 17 | 1 | 16 | 0 | 2 | 2 | 12,586 | الإمارات العربية المتحدة |
| Yemen A R (former) | | 200 | 33 | 56 | 21,493 | - | - | 71 | 1 | 21 | 21 | 21,875 | اليمن سابقا |
| Total ESCWA | | 595 | 114 | 388 | 40,075 | 17 | 1 | 88 | 2 | 23 | 23 | 41,303 | مجموع المنطقة |

II-8-12
 صادرات الجمهورية العربية اليمنية سابقا من المنطقة حسب القسم التصنيف الدولي
 Intraregional Exports of Yemen Arab R (Former) by SITC Sections
 1975

000 US \$

| Country | Section | 0 | 1 | 2 | 3 | 4 | 5 | 6 | 7 | 8 | Total (0-9) | القسم | البلد |
|--------------------|---------|-----|----|-----|---|---|-----|-----|----|----|-------------|-------|--------------------------|
| Bahrain | | - | - | - | - | - | - | - | - | - | - | | البحرين |
| Egypt | | - | - | - | - | - | - | - | - | - | - | | مصر |
| Iraq | | - | - | - | - | - | - | - | - | - | - | | العراق |
| Jordan | | - | - | - | - | - | - | - | - | - | - | | الأردن |
| Kuwait | | - | - | - | - | - | - | - | - | - | - | | الكويت |
| Lebanon | | 11 | - | 4 | - | - | - | - | - | - | 15 | | لبنان |
| Oman | | - | - | - | - | - | - | - | - | - | - | | عمان |
| Qatar | | - | - | - | - | - | - | - | - | - | - | | قطر |
| Saudi Arabia | | 275 | 11 | 163 | - | - | 12 | 123 | 7 | 5 | 596 | | السعودية |
| Syria | | - | - | 8 | - | - | - | - | - | - | 8 | | سوريا |
| U A E | | - | - | - | - | - | - | - | - | 6 | 6 | | الإمارات العربية المتحدة |
| Dem Yemen (former) | | 681 | 20 | 13 | - | - | 112 | 361 | 6 | 16 | 1,210 | | اليمن الديموقراطي سابقا |
| Total ESCWA | | 967 | 32 | 188 | - | - | 124 | 485 | 13 | 26 | 1,834 | | مجموع المنطقة |

II-8-12
صلاوات اليمن النديقر اطل ساطا ملى اللمطة صلب اقسام اللمصوب الامل
Intraregional Exports of Dem Yemen (Former) by SITC Sections
1980

| Country | Section | 000' US \$ | | | | | | | | | | Total (0-9) | القسا اللم | |
|--------------------|---------|------------|-------|-----|---------|----|----|-----|----|-----|---------|----------------|---------------|------|
| | | 0 | 1 | 2 | 3 | 4 | 5 | 6 | 7 | 8 | الم | | | |
| Bahrain | | - | - | 2 | - | - | - | - | - | - | - | - | - | اللم |
| Egypt | | - | - | - | - | - | - | - | - | - | - | - | - | اللم |
| Iraq | | 235 | - | - | 5,568 | - | - | - | - | - | - | 5,803 | - | اللم |
| Jordan | | - | - | 3 | - | - | - | - | - | - | - | 3 | - | اللم |
| Kuwait | | 10 | - | 0 | - | - | - | - | - | - | - | 10 | - | اللم |
| Lebanon | | - | - | 6 | - | - | - | - | - | - | - | 6 | - | اللم |
| Oman | | - | - | - | - | - | - | - | - | - | - | - | - | اللم |
| Qatar | | - | - | - | - | - | - | - | - | - | - | - | - | اللم |
| Saudi Arabia | | 1,114 | 1,011 | 7 | - | - | - | - | - | - | - | 2,132 | - | اللم |
| Syria | | - | - | 28 | - | 61 | - | - | - | - | - | 90 | - | اللم |
| U A E | | 16 | 89 | 40 | 183,157 | 12 | 3 | - | - | - | - | 183,316 | - | اللم |
| Yemen A R (former) | | 336 | 799 | 162 | 180,175 | 17 | 53 | 568 | 81 | 496 | 182,685 | - | - | اللم |
| Total ESCWA | | 1,711 | 1,899 | 248 | 368,900 | 90 | 56 | 568 | 81 | 496 | 374,045 | - | - | اللم |

II-8-12
 صادرات الجمهورية العربية اليمنية سائلا حسب المناطق حسب أقسام التصنيف الدولي
 Intraregional Exports of Yemen Arab R (Former) by SITC Sections
 1980

| Country | Section | 000' US \$ | | | | | | | | Total (0-9) | القسم (0-9) | الدول الميركي |
|--------------------|---------|------------|-----|----|---|-----|-----|-----|-----|----------------|----------------|--------------------------|
| | | 0 | 1 | 2 | 3 | 4 | 5 | 6 | 7 | | | |
| Bahrain | - | - | - | - | - | - | - | - | - | - | - | البحرين |
| Egypt | - | - | - | - | - | - | - | 7 | - | 7 | - | مصر |
| Iraq | - | - | - | - | - | - | - | - | - | - | - | العراق |
| Jordan | - | - | - | - | - | - | - | 59 | - | 59 | - | الأردن |
| Kuwait | - | - | - | - | - | - | - | - | - | - | - | الكويت |
| Lebanon | - | - | 7 | - | - | - | - | - | - | 7 | - | لبنان |
| Oman | - | - | - | - | - | - | - | - | - | - | - | عمان |
| Qatar | - | - | - | - | - | - | - | - | - | - | - | قطر |
| Saudi Arabia | 499 | 27 | 48 | 17 | 2 | 21 | 97 | 429 | 87 | 1,228 | - | السعودية |
| Syria | - | - | 137 | - | - | - | 11 | - | - | 148 | - | سوريا |
| U A E | - | - | - | - | - | - | - | 217 | - | 217 | - | الإمارات العربية المتحدة |
| Dem Yemen (former) | 8,808 | 2 | 1 | 4 | - | 316 | 322 | 66 | 70 | 9,589 | - | اليمن الديمقراطي سابقا |
| Total ESCWA | 9,307 | 29 | 192 | 21 | 2 | 337 | 429 | 778 | 158 | 11,255 | - | مجموع المنطقة |

II-8-12
 صادرات الجمهورية العربية اليمنية سابقا ومن المنطقة حسب القسم التصنيف الدولي (1)
 Intraregional Exports of Yemen Arab R (Former) by SITC Sections(1)
 1985

000' US \$

| Country | Section | القسم | | | | | | | | Total (0-9) | القسم الدولي | | |
|--------------------|---------|-------|-----|---|---|---|-----|---|---|-------------|--------------|---|--------------------------|
| | | 0 | 1 | 2 | 3 | 4 | 5 | 6 | 7 | | | 8 | |
| Bahrain | - | - | - | - | - | - | - | - | - | - | - | - | البحرين |
| Egypt | - | - | - | - | - | - | - | - | - | - | - | - | مصر |
| Iraq | - | - | - | - | - | - | - | - | - | - | - | - | العراق |
| Jordan | - | - | - | - | - | - | - | - | - | - | - | - | الأردن |
| Kuwait | - | - | - | - | - | - | - | - | - | - | - | - | الكويت |
| Lebanon | - | - | - | - | - | - | - | - | - | - | - | - | لبنان |
| Oman | - | - | - | - | - | - | - | - | - | - | - | - | عمان |
| Qatar | - | - | - | - | - | - | - | - | - | - | - | - | قطر |
| Saudi Arabia | - | - | - | - | - | - | - | - | - | - | - | - | السعودية |
| Syria | - | - | - | - | - | - | - | - | - | - | - | - | سوريا |
| U A E | - | - | - | - | - | - | - | - | - | - | - | - | الإمارات العربية المتحدة |
| Dem Yemen (former) | 8,942 | 291 | 537 | - | 9 | 7 | 736 | - | 2 | 10,524 | - | - | اليمن الديمقراطي سابقا |
| Total ESCWA | 8,942 | 291 | 537 | - | 9 | 7 | 736 | - | 2 | 10,524 | - | - | المجموع الإقليمي (1) |

(1) الصادرات الوطنية

II-8-12 صادرات اليمن حسب المنطقة حسب أقسام التصنيف الدولي
 Intraregional Exports of Yemen by SITC Sections
 1996

| Country | Section | 000' US \$ | | | | | | | | Total (0-9) | القسم | الدولة | |
|--------------|---------|------------|-------|-------|----|----|-----|-------|---|-------------|--------|--------|--------------------------|
| | | 0 | 1 | 2 | 3 | 4 | 5 | 6 | 7 | | | | 8 |
| Bahrain | | - | - | - | - | - | - | - | - | - | - | - | اليمن |
| Egypt | | 404 | 17 | 257 | - | - | - | 129 | - | - | 807 | - | مصر |
| Iraq | | - | - | - | - | - | - | - | - | - | - | - | العراق |
| Jordan | | 431 | - | 140 | 10 | - | - | 592 | - | - | 1,175 | - | الأردن |
| Kuwait | | - | - | - | - | - | - | - | - | - | - | - | الكويت |
| Lebanon | | 14 | - | - | - | - | - | - | - | - | 14 | - | لبنان |
| Oman | | 275 | 7 | 0 | - | - | - | - | - | - | 282 | - | عمان |
| Qatar | | 780 | - | 7 | - | - | 12 | - | - | - | 798 | - | قطر |
| Saudi Arabia | | 21,306 | 2,203 | 1,566 | 3 | 34 | 72 | 2,818 | 4 | 124 | 28,165 | - | السعودية |
| Syria | | - | - | 83 | - | - | - | 216 | - | - | 299 | - | سوريا |
| U A E | | 3,395 | 24 | 1,512 | - | 14 | 112 | 1,227 | - | 56 | 6,340 | - | الإمارات العربية المتحدة |
| Total ESCWA | | 26,604 | 2,250 | 3,566 | 13 | 48 | 198 | 4,982 | 4 | 180 | 37,880 | - | مجموع المنطقة |

II-8-12
 صادرات اليمن حسب المنطقة حسب القسم التصنيف الدولي
 Intraregional Exports of Yemen by SITC Sections
 1997


| Country | Section | 0 | 1 | 2 | 3 | 4 | 5 | 6 | 7 | 8 | Total (0-9) | القسم الاجمعي |
|--------------|---------|--------|-------|-------|---|---|----|-------|-----|----|----------------|--------------------------|
| Bahrain | | 198 | - | 27 | - | - | - | - | - | - | 225 | البحرين |
| Egypt | | 437 | 11 | 96 | - | - | - | 89 | - | - | 633 | مصر |
| Iraq | | - | - | - | - | - | 36 | - | - | - | 36 | العراق |
| Jordan | | 650 | 2 | 95 | - | - | 18 | - | - | - | 765 | الأردن |
| Kuwait | | 1 | - | - | - | - | - | - | - | - | 1 | الكويت |
| Lebanon | | 6 | - | 19 | - | - | - | - | - | - | 25 | لبنان |
| Oman | | 464 | - | 5 | - | - | - | - | - | - | 469 | عمان |
| Qatar | | 33 | - | 0 | - | - | - | - | 25 | - | 58 | قطر |
| Saudi Arabia | | 20,687 | 1,943 | 2,756 | 4 | 3 | 21 | 2,284 | 49 | 67 | 27,857 | السعودية |
| Syria | | 37 | - | 67 | - | - | - | - | - | - | 104 | سوريا |
| U A E | | 6,412 | 8 | 2,036 | 0 | - | 4 | 201 | 30 | 16 | 8,707 | الإمارات العربية المتحدة |
| Total ESCWA | | 28,924 | 1,964 | 5,101 | 5 | 3 | 78 | 2,574 | 104 | 83 | 38,880 | مجموع المنطقة |

الجزء الثالث

إنهاء التجارة الخارجية للدان اللجنة الاقتصادية والاجتماعية لغربي آسيا

Part III

Direction of Trade of ESCWA Member Countries



جدول رقم III-1
واردات دول الإسكيا بالقياس للنقد الخام موزعة حسب أهم البلدان
والكث الاقتصادية في العام للفترة
١٩٨٦-١٩٨٧

Tables No. III-1

Imports of ESCWA Countries Including Crude oil by Main Countries
and Economic Groupings for the period

1986-1987

III-1-1 (Cont'd)
 واردات البحرين حسب اقسام السلع الاقتصادية خلال الفترة 1986-1995
 Imports of Bahrain by Main Countries & Economic Groupings During the Period 1986-1995

| Mn US \$ | 1986 | 1987 | 1988 | 1989 | 1990 | 1991 | 1992 | 1993 | 1994 | 1995 | 1996 | 1997 | |
|------------------------------------|---------|---------|---------|---------|---------|---------|---------|---------|---------|---------|---------|---------|--|
| World | 2,405.6 | 2,713.5 | 2,592.8 | 3,133.9 | 3,711.9 | 4,119.0 | 4,212.0 | 3,825.2 | 3,736.7 | 3,550.0 | 4,272.8 | 4,024.7 | العالم |
| Developed Countries | 1,100.8 | 1,119.4 | 1,096.2 | 1,322.9 | 1,331.6 | 1,700.8 | 1,901.0 | 1,606.5 | 1,575.0 | 1,432.5 | 1,554.0 | 1,616.4 | البلدان المتقدمة السوية |
| Developing Countries & Territories | 315.6 | 345.0 | 435.2 | 569.6 | 592.9 | 1,047.5 | 935.1 | 848.2 | 784.1 | 876.1 | 934.7 | 1,000.8 | البلدان والاقاليم النامية البلدان النامية |
| Crude Oil | 989.2 | 1,249.1 | 1,061.4 | 1,241.4 | 1,787.4 | 1,370.6 | 1,375.9 | 1,370.5 | 1,377.6 | 1,241.4 | 1,784.0 | 1,407.4 | النفط الخام |
| EUROPE | | | | | | | | | | | | | أوروبا |
| Developed Economies | 590.7 | 583.9 | 657.2 | 745.4 | 676.9 | 1,003.7 | 1,093.4 | 765.2 | 769.7 | 773.3 | 831.8 | 845.2 | الاقتصاد المتقدمة السوية |
| European Union, of which | 566.6 | 556.8 | 628.5 | 712.8 | 647.2 | 946.7 | 1,013.7 | 715.5 | 718.2 | 713.6 | 764.1 | 775.5 | الاتحاد الأوروبي، ومنها |
| Belgium & Luxemb | 23.2 | 15.4 | 17.9 | 20.6 | 80.4 | 33.8 | 37.0 | 13.9 | 22.2 | 22.9 | 21.5 | 30.8 | بلجيكا ولوكسمبورج |
| Denmark | 21.2 | 19.7 | 21.2 | 19.2 | 19.4 | 23.3 | 23.1 | 21.4 | 18.8 | 24.2 | 25.2 | 21.1 | الدنمارك |
| France | 44.7 | 41.4 | 50.7 | 57.3 | 70.9 | 144.3 | 146.1 | 92.7 | 125.3 | 85.1 | 117.2 | 105.5 | فرنسا |
| Germany | | | | | | 210.4 | 269.8 | 158.2 | 137.6 | 145.5 | 169.8 | 134.3 | ألمانيا |
| F.R. of Germany (former) | 101.5 | 77.2 | 94.8 | 130.4 | 116.6 | | | | | | | | ألمانيا الغربية سابقا |
| D.R. of Germany (former) | - | 0.1 | - | - | 0.4 | | | | | | | | ألمانيا الشرقية سابقا |
| Greece | 4.4 | 3.0 | 3.3 | 3.6 | 3.4 | 2.9 | 3.4 | 3.9 | 3.6 | 2.7 | 2.7 | 3.2 | اليونان |
| Ireland | 5.1 | 5.2 | 5.0 | 6.1 | 8.2 | 11.4 | 7.7 | - | - | 12.8 | 13.5 | 15.7 | أيرلندا |
| Italy | 62.1 | 57.5 | 61.8 | 89.2 | 62.7 | 106.0 | 112.1 | 95.6 | 97.8 | 79.3 | 87.4 | 114.0 | إيطاليا |
| Netherlands | 46.3 | 35.5 | 38.8 | 37.4 | 41.5 | 55.5 | 61.7 | 50.6 | 56.7 | 52.5 | 49.0 | 48.2 | هولندا |
| Portugal | 0.5 | 0.8 | 1.4 | 1.2 | - | - | 3.9 | 1.6 | - | 2.7 | 2.7 | 2.9 | البرتغال |
| Spain | 13.2 | 11.7 | 11.2 | 11.9 | 12.1 | 51.2 | 28.6 | 20.0 | - | 22.8 | 24.1 | 27.9 | إسبانيا |
| United Kingdom | 227.0 | 267.2 | 299.9 | 308.3 | 211.0 | 255.4 | 287.6 | 236.2 | 232.9 | 213.3 | 221.7 | 227.8 | المملكة المتحدة |
| Austria | 4.5 | 4.5 | 5.3 | 6.5 | 7.0 | 12.3 | 10.2 | 8.6 | 9.4 | 19.0 | 9.8 | 12.8 | النمسا |
| Sweden | 12.9 | 17.6 | 17.2 | 21.1 | 13.6 | 40.4 | 22.5 | 12.8 | 14.0 | 30.8 | 22.1 | 31.2 | السويد |
| EFTA | 24.1 | 27.1 | 28.7 | 32.6 | 29.7 | 57.0 | 79.7 | 49.7 | 51.4 | 59.7 | 67.7 | 69.7 | الاتحاد الأوروبي للتجارة الحرة |
| Norway | 3.4 | 2.6 | 4.7 | 4.1 | 5.3 | 10.7 | 12.4 | 5.5 | 4.8 | 6.5 | 12.6 | 10.3 | النرويج |
| Switzerland | 18.9 | 22.3 | 20.5 | 22.3 | 18.0 | 38.4 | 54.9 | 35.2 | 39.6 | 45.4 | 44.2 | 50.7 | سويسرا |
| Others | 1.8 | 2.2 | 3.5 | 6.2 | 6.4 | 8.0 | 12.4 | 9.0 | 7.0 | 7.8 | 10.9 | 8.7 | أخرى |

III-1-1 (Cont'd)
 وزيادات البحرين حسب أهم البلدان الاقتصادية خلال الفترة ١٩٨٢-١٩٩٧
 Imports of Bahrain by Main Countries & Economic Groupings During the Period 1986-1995

مليون دولار أمريكي

| | 1986 | 1987 | 1988 | 1989 | 1990 | 1991 | 1992 | 1993 | 1994 | 1995 | 1996 | 1997 | |
|--------------------------|-------|-------|-------|-------|-------|-------|-------|-------|-------|-------|-------|-------|-----------------------------------|
| Dev'ing Eco +Former USSR | 3.1 | 3.0 | 5.8 | 8.2 | 9.1 | 12.6 | 17.2 | 5.1 | 4.8 | 12.0 | 12.9 | 13.0 | البلدان السابقة +1 السابقين سابقا |
| Yugoslavia (former) | 1.3 | 0.6 | 2.1 | 2.0 | 1.8 | 2.6 | 1.6 | 1.1 | 0.8 | 1.5 | 3.9 | 1.1 | يوغوسلافيا (سابقا) |
| Bulgaria | - | - | 0.4 | 0.1 | 0.1 | 0.1 | 0.5 | 0.3 | 0.3 | 0.5 | 0.6 | 0.1 | بلغاريا |
| Czechoslovakia(former) | 0.4 | 0.5 | 0.6 | 1.0 | 0.9 | 1.2 | 0.8 | 0.7 | 0.4 | 0.4 | 0.8 | 0.9 | تشيكوسلوفاكيا(سابقا) |
| Hungary | 0.4 | 0.5 | 0.7 | 0.8 | 1.3 | 4.1 | 10.7 | 1.0 | 1.3 | 0.5 | 0.8 | 1.1 | هنغاريا |
| Poland | 0.3 | 0.5 | 0.7 | 0.8 | 1.3 | 1.8 | 0.5 | 0.5 | 0.4 | 1.9 | 0.8 | 2.0 | بولندا |
| Rumania (former) | 0.7 | 0.6 | 0.8 | 2.4 | 1.2 | 0.7 | 2.5 | 1.0 | 1.1 | 2.6 | 2.8 | 3.1 | رومانيا |
| USSR (former) | - | 0.3 | 0.5 | 1.1 | 2.5 | 2.2 | - | - | 0.5 | 4.5 | 3.2 | 4.7 | الاتحاد السوفيتي (سابقا) |
| USSR-Europe (former) | - | - | - | - | - | - | 0.6 | 0.6 | 0.5 | - | - | - | أوروبا السوفيتي(سابقا) |
| AMERICA | | | | | | | | | | | | | أمريكا |
| Dev'ped Economies | 261.2 | 294.7 | 184.3 | 240.7 | 268.7 | 366.2 | 360.0 | 358.7 | 415.2 | 320.8 | 293.0 | 274.1 | البلدان المتقدمة النمو |
| Canada | 6.4 | 13.9 | 7.2 | 5.7 | 4.0 | 8.7 | 13.8 | 8.0 | 8.9 | 18.0 | 20.4 | 16.7 | كندا |
| U S A | 254.8 | 280.8 | 177.1 | 235.0 | 264.7 | 347.5 | 346.2 | 350.7 | 406.3 | 302.8 | 272.6 | 257.4 | الولايات المتحدة |
| Dev'ing Economies | 15.8 | 14.1 | 19.8 | 34.5 | 42.4 | 29.8 | 50.9 | 55.6 | 62.0 | 78.9 | 81.4 | 115.2 | البلدان النامية |
| LATA | 13.7 | 12.4 | 18.4 | 33.5 | 40.5 | 28.6 | 49.6 | 55.1 | 60.9 | 73.3 | 77.5 | 113.5 | منطقة أمريكا اللاتينية والتكامل |
| Argentina | - | - | - | - | - | 1.7 | 1.1 | 1.1 | 0.5 | 0.5 | 10.7 | 15.7 | الأرجنتين |
| Brazil | 11.5 | 10.2 | 12.5 | 29.6 | 35.6 | 22.1 | 45.6 | 51.2 | 60.9 | 72.9 | 65.4 | 93.5 | البرازيل |
| Others | 2.2 | 2.2 | 5.9 | 3.9 | 4.9 | 4.8 | 2.9 | 2.8 | - | - | 1.4 | 4.3 | غيرها |
| Other America | 2.1 | 1.7 | 1.4 | 1.0 | 1.9 | 1.2 | 1.3 | 0.5 | 1.1 | 5.6 | 3.9 | 1.7 | بلدان أمريكا أخرى |
| Cuba | 2.1 | 1.7 | 1.4 | 1.0 | 1.9 | 0.5 | - | - | - | - | - | 0.7 | كوبا |
| OCEANIA | | | | | | | | | | | | | أوقيانوسيا |
| Dev'ped Economies | 88.3 | 87.2 | 98.1 | 137.8 | 198.8 | 139.1 | 172.4 | 238.8 | 181.0 | 190.2 | 278.0 | 275.0 | البلدان المتقدمة النمو |
| Australia | 79.7 | 81.3 | 91.8 | 130.8 | 190.9 | 130.6 | 160.1 | 230.1 | 170.9 | 179.5 | 265.5 | 266.7 | أستراليا |
| New Zealand | 8.6 | 5.9 | 6.3 | 7.0 | 7.9 | 8.4 | 12.3 | 8.7 | 10.1 | 10.7 | 12.5 | 8.3 | نيوزيلندا |
| Dev'ing Economies | 1.2 | 0.4 | 0.3 | 0.0 | 5.2 | - | - | - | - | - | - | 0.0 | البلدان النامية |
| ASIA | | | | | | | | | | | | | آسيا |
| Dev'ped Economies Japan | 160.6 | 153.6 | 156.6 | 199.0 | 187.2 | 201.9 | 275.2 | 243.9 | 209.1 | 148.2 | 151.2 | 216.3 | البلدان المتقدمة النمو اليابان |

III-1-1 (Cont'd)
 واردات البحرين حسب اقليم المصدر والتميز الاقتصادي خلال الفترة 1986-1995
 Imports of Bahrain by Main Countries & Economic Groupings During the Period 1986-1995

Mn US \$

مليون دولار أمريكي

| | 1986 | 1987 | 1988 | 1989 | 1990 | 1991 | 1992 | 1993 | 1994 | 1995 | 1996 | 1997 | |
|------------------------|-------|-------|-------|-------|-------|-------|-------|-------|-------|-------|-------|-------|-------------------------------------|
| Developing Economies | 293.8 | 326.4 | 401.4 | 524.3 | 524.8 | 990.6 | 856.4 | 776.4 | 708.7 | 769.8 | 818.2 | 860.6 | البلدان النامية |
| ESQWA Countries | 88.2 | 112.3 | 161.3 | 199.5 | 210.6 | 271.9 | 280.8 | 280.1 | 296.4 | 353.3 | 342.4 | 360.1 | دول الإسكوا |
| Asia (non-ESQWA) | 205.6 | 214.1 | 240.1 | 324.8 | 314.2 | 718.7 | 575.6 | 496.3 | 412.4 | 416.5 | 475.8 | 500.5 | آسيا (ما عدا دول الإسكوا) |
| China | 13.6 | 15.9 | 18.7 | 22.4 | 23.7 | 32.2 | 35.8 | 46.7 | 54.0 | 51.6 | 49.3 | 67.6 | الصين |
| Hong Kong | 10.6 | 14.0 | 12.5 | 12.3 | 9.9 | 11.6 | 83.8 | 21.2 | 22.8 | 18.0 | 17.4 | 17.3 | هونغ كونغ |
| India | 43.0 | 38.3 | 38.6 | 72.1 | 55.2 | 62.3 | 72.4 | 87.4 | 87.4 | 89.4 | 96.0 | 96.0 | الهند |
| Iran | 4.7 | 8.1 | 7.3 | 7.4 | 7.7 | 16.8 | 19.3 | 20.3 | 26.5 | 17.6 | 14.7 | 13.1 | إيران |
| Pakistan | 13.9 | 13.5 | 18.1 | 11.0 | 14.5 | 14.7 | 22.7 | 23.7 | 21.4 | 34.6 | 33.2 | 37.8 | باكستان |
| Turkey | 4.2 | 2.9 | 6.5 | 11.1 | 10.0 | 7.2 | 14.2 | 15.7 | 15.9 | 16.8 | 12.7 | 12.7 | تركيا |
| Korea | 26.4 | 22.7 | 27.7 | 25.5 | 24.7 | 29.1 | 32.0 | 39.7 | 53.2 | 39.9 | 43.5 | 53.7 | كوريا |
| ASEAN | 47.6 | 58.4 | 79.4 | 79.3 | 81.4 | 101.5 | 120.3 | 110.2 | 39.4 | 116.6 | 102.9 | 116.2 | مجموعة دول جنوب شرق آسيا |
| Indonesia | 7.0 | 4.0 | 10.5 | 7.9 | 10.2 | 16.0 | 20.1 | 20.9 | | 22.8 | 24.1 | 30.2 | إندونيسيا |
| Malaysia | 15.0 | 15.0 | 21.9 | 20.8 | 24.1 | 25.4 | 40.1 | 29.9 | | 41.2 | 32.2 | 40.3 | ماليزيا |
| Philippines | 3.5 | 3.7 | 4.0 | 4.7 | 4.9 | 4.2 | 5.4 | 5.9 | | 8.2 | 7.6 | 7.5 | الفلبين |
| Singapore | 18.3 | 16.5 | 17.6 | 20.0 | 16.4 | 21.2 | 22.2 | 22.2 | 13.5 | 12.5 | 12.0 | 10.9 | سنغافورة |
| Thailand | 18.8 | 19.1 | 25.5 | 25.9 | 25.8 | 34.8 | 32.5 | 31.3 | 25.9 | 31.9 | 27.0 | 27.2 | تايلاند |
| Others | 41.7 | 40.4 | 31.3 | 83.7 | 87.1 | 443.4 | 175.2 | 131.4 | 91.8 | 31.9 | 106.1 | 86.3 | آخرون |
| AFRICA | | | | | | | | | | | | | أفريقيا |
| Develop. Eco. S Africa | - | - | - | - | - | - | - | - | - | - | - | 5.8 | البلدان المتقدمة النمو جنوب افريقيا |
| Developing Economies | 1.7 | 1.1 | 1.9 | 2.6 | 11.4 | 7.5 | 10.6 | 11.0 | 8.5 | 15.4 | 22.2 | 12.0 | البلدان النامية |
| Arab Countries (1) | 0.7 | 0.5 | 0.3 | 0.7 | 4.5 | 4.5 | 8.1 | 10.3 | 8.0 | 7.3 | 13.9 | 9.7 | البلدان العربية (1) |
| Algeria | | | | | | | | | | | | | الجزائر |
| Libya | | | | | | | | | | | | | ليبيا |
| Morocco | | | | | | | | 0.1 | | 0.4 | | 0.0 | المغرب |
| Sudan | | | | | | | | | | 0.1 | | 0.4 | السودان |
| Tunisia | | | | | | | | | | | | 8.5 | تونس |
| Others | 0.7 | 0.5 | 0.3 | 0.7 | 4.5 | 4.5 | 0.6 | 0.2 | 0.5 | 0.4 | 0.4 | 0.4 | آخرون |
| Other Africa | 1.0 | 0.6 | 1.6 | 1.9 | 6.9 | 3.0 | 2.5 | 0.7 | 0.2 | 8.2 | 8.4 | 2.3 | البلدان الافريقية الاخرى |
| Kenya | 0.5 | 0.1 | 0.7 | 0.7 | 4.0 | 1.6 | 1.2 | 0.3 | 0.2 | 0.4 | 0.7 | 0.7 | كينيا |
| Tanzania | 0.1 | - | - | 0.1 | 0.3 | - | - | - | 0.3 | 0.8 | 0.0 | 0.3 | تنزانيا |
| Others | 0.4 | 0.5 | 0.9 | 1.1 | 2.6 | 1.5 | 1.3 | 0.4 | 0.6 | 6.9 | 7.6 | 1.3 | آخرون |

(1) Except Egypt which was included in the item "ESQWA countries"

(1) ما عدا مصر التي ادرجت تحت بند دول الإسكوا

III-1-2 (Cont'd)
 واردات مصر حسب امم اللدان والى الاقتصاديى طبق الفترة ١٩٨٦ - ١٩٩٧
 Imports of Egypt by Main Countries & Economic Groupings During the Period 1986-1997

| Millions of US \$ | 1986 | 1987 | 1988 | 1989 | 1990 | 1991 | 1992 | 1993 | 1994 | 1995 | 1996 | 1997 | |
|-------------------------------------|----------|---------|---------|---------|---------|---------|---------|---------|---------|----------|----------|----------|--|
| World | 11,501.8 | 7,596.4 | 8,657.3 | 7,447.3 | 9,202.3 | 7,914.6 | 8,292.9 | 8,187.0 | 9,592.0 | 11,738.9 | 13,038.2 | 13,210.0 | العالم |
| Developed Countries | 8,185.7 | 5,579.9 | 6,359.7 | 5,333.7 | 6,369.9 | 5,537.9 | 5,913.6 | 5,847.8 | 6,578.6 | 7,704.8 | 8,699.6 | 8,449.4 | البلدان المتقدمة النمو |
| Developing Countries & Territories | 2,887.8 | 1,814.4 | 2,069.1 | 1,860.0 | 2,276.8 | 1,860.7 | 1,853.4 | 1,984.0 | 2,533.1 | 3,452.9 | 3,809.1 | 4,201.1 | البلدان والاقليم النامية كروية السفلى والقطرات النامى |
| Ships & aircrafts supp & Freed Area | 428.3 | 202.1 | 228.5 | 253.6 | 555.6 | 516.0 | 525.9 | 355.2 | 480.3 | 581.2 | 529.4 | 559.5 | السفن والحرية الاقليم |
| EUROPE | | | | | | | | | | | | | البلدان المتقدمة النمو |
| Developed Economies | 5,259.6 | 3,782.0 | 4,274.6 | 3,452.6 | 4,230.2 | 3,585.1 | 3,718.8 | 3,955.9 | 4,068.0 | 4,916.5 | 5,147.1 | 5,494.8 | البلدان الاقتصادية المتقدمة |
| European Union, of which | 4,899.4 | 3,448.7 | 3,903.3 | 3,152.1 | 3,861.2 | 3,298.9 | 3,290.4 | 3,605.0 | 3,701.0 | 4,379.7 | 4,550.4 | 4,853.5 | الاتحاد الاوروبى، ومنها |
| Belgium & Luxemb | 227.4 | 140.5 | 162.8 | 163.0 | 174.5 | 158.5 | 170.5 | 180.8 | 214.6 | 236.8 | 211.4 | 206.4 | بلجيكا ولوكسمبورج |
| Denemark | 75.6 | 65.1 | 75.1 | 65.3 | 78.0 | 85.7 | 90.3 | 88.2 | 96.3 | 95.0 | 94.3 | 105.4 | الدنمارك |
| France | 769.5 | 592.4 | 730.2 | 667.1 | 863.5 | 547.8 | 414.8 | 543.7 | 592.6 | 685.2 | 577.8 | 805.4 | فرنسا |
| Germany | | | | | | 826.0 | 861.1 | 889.1 | 913.9 | 1,044.6 | 1,090.7 | 1,141.8 | ألمانيا |
| F R of Germany (former) | 1,196.9 | 866.2 | 962.7 | 722.9 | 971.6 | | | | | | | | ألمانيا الاتحادية سابقا |
| D R of Germany (former) | 182.6 | 64.6 | 60.5 | 49.8 | 40.5 | | | | | | | | ألمانيا الشرقية سابقا |
| Greece | 228.1 | 143.6 | 95.7 | 75.9 | 64.6 | 57.4 | 85.2 | 64.6 | 51.8 | 71.1 | 106.4 | 104.0 | اليونان |
| Ireland | 102.7 | 76.4 | 96.6 | 100.3 | 52.0 | 50.0 | 42.5 | 113.0 | 200.3 | 217.9 | 131.9 | 140.2 | ايرلندا |
| Italy | 798.9 | 524.4 | 607.2 | 432.1 | 600.5 | 536.1 | 543.8 | 679.7 | 614.2 | 731.1 | 872.1 | 929.9 | إيطاليا |
| Netherlands | 328.1 | 271.1 | 322.1 | 240.9 | 282.2 | 271.3 | 296.5 | 284.0 | 285.7 | 381.4 | 364.0 | 379.2 | هولندا |
| portugal | 7.6 | 3.9 | 13.5 | 8.2 | 8.8 | 10.7 | 5.2 | 5.7 | 6.6 | 10.4 | 15.5 | 11.7 | البرتغال |
| Spain | 224.4 | 124.4 | 94.5 | 91.9 | 110.5 | 122.8 | 137.7 | 135.9 | 143.1 | 184.5 | 211.1 | 221.4 | إسبانيا |
| United Kingdom | 444.5 | 318.3 | 367.3 | 309.4 | 327.0 | 358.1 | 361.5 | 336.5 | 349.8 | 379.8 | 442.0 | 427.0 | المملكة المتحدة |
| Austria | 123.5 | 109.4 | 117.3 | 57.4 | 80.3 | 89.2 | 76.5 | 62.9 | 74.5 | 82.4 | 126.1 | 81.4 | النمسا |
| Sweden | 189.6 | 148.4 | 197.8 | 167.9 | 207.3 | 185.3 | 204.9 | 220.9 | 157.6 | 289.6 | 307.1 | 299.8 | السويد |
| EFTA | 360.2 | 333.3 | 371.3 | 300.5 | 369.0 | 286.2 | 428.4 | 350.9 | 367.0 | 536.9 | 596.7 | 641.3 | المنطقة الأوروبية للتجارة الحرة |
| Norway | 2.9 | 4.3 | 7.6 | 14.7 | | | 13.8 | 9.2 | 11.1 | 10.7 | 25.7 | 26.0 | النرويج |
| Switzerland | 243.5 | 215.5 | 270.8 | 204.3 | 250.0 | 188.6 | 291.2 | 220.3 | 211.6 | 312.0 | 334.6 | 340.8 | سويسرا |
| Others | 113.8 | 113.5 | 92.9 | 81.5 | 119.0 | 97.6 | 123.4 | 121.4 | 144.3 | 214.2 | 236.4 | 274.5 | غيرها |

III-1-2 (Cont'd)
 واردات مصر حسب أهم البلدان والكتل الاقتصادية خلال الفترة ١٩٨٦ - ١٩٩٧

Min US \$

ليون دولار أمريكي

Imports of Egypt by Main Countries & Economic Groupings During the Period 1986-1997

| | 1986 | 1987 | 1988 | 1989 | 1990 | 1991 | 1992 | 1993 | 1994 | 1995 | 1996 | 1997 | |
|---------------------------------|---------|---------|---------|---------|---------|---------|---------|---------|---------|---------|---------|---------|----------------------------------|
| Dev'ing Eco +Former USSR | 1,492.1 | 805.0 | 1,016.0 | 804.0 | 810.0 | 601.9 | 371.9 | 472.4 | 653.1 | 879.0 | 983.9 | 1,131.3 | البلدان السابقة + السوفييت سابقا |
| Yugoslavia (former) | 237.1 | 153.8 | 219.0 | 120.6 | 171.9 | 143.6 | 65.2 | 58.3 | 120.8 | 167.7 | 72.9 | 89.7 | يوغوسلافيا (سابقا) |
| Bulgaria | 29.7 | 29.7 | 24.7 | 34.8 | 42.6 | 17.3 | 34.4 | 21.3 | 28.7 | 40.8 | 34.7 | 40.5 | بلغاريا |
| Czechoslovakia(former) | 115.3 | 97.8 | 82.9 | 80.0 | 92.6 | 106.2 | 45.6 | 39.0 | 37.8 | 34.5 | 63.5 | 48.0 | تشيكوسلوفاكيا (سابقا) |
| Hungary | 71.1 | 48.1 | 57.8 | 49.3 | 59.7 | 56.4 | 45.3 | 28.3 | 22.7 | 22.0 | 39.2 | 32.7 | هنغاريا |
| Poland | 70.0 | 54.1 | 54.9 | 38.6 | 76.6 | 68.7 | 77.9 | 42.1 | 47.7 | 48.4 | 68.0 | 72.4 | بولندا |
| Rumania (former) | 567.0 | 215.8 | 306.2 | 222.4 | 94.9 | 66.0 | 60.9 | 75.4 | 121.5 | 160.4 | 197.3 | 218.5 | رومانيا (سابقا) |
| USSR | 401.9 | 205.7 | 270.5 | 258.3 | 271.7 | 143.8 | 42.6 | 207.9 | 273.9 | 405.3 | 508.3 | 629.5 | الاتحاد السوفيتي (سابقا) |
| USSR-Europe (former) | | | | | | | | | | | | | الاتحاد السوفيتي-أوروبا (سابقا) |
| AMERICA | | | | | | | | | | | | | أمريكا |
| Dev'ped Economies | 1,835.3 | 1,092.7 | 1,096.5 | 1,343.0 | 1,365.3 | 1,350.8 | 1,533.4 | 1,277.7 | 1,660.2 | 2,280.9 | 2,710.3 | 1,937.7 | البلدان المتقدمة النمو |
| Canada | 76.0 | 48.4 | 62.8 | 28.9 | 66.6 | 77.5 | 78.3 | 48.1 | 43.3 | 69.8 | 97.9 | 100.6 | كندا |
| U.S.A | 1,759.3 | 1,044.3 | 1,033.7 | 1,314.1 | 1,298.7 | 1,273.3 | 1,455.1 | 1,229.6 | 1,616.9 | 2,211.1 | 2,612.4 | 1,837.1 | الولايات المتحدة |
| Dev'ing Economies | 255.5 | 92.8 | 238.3 | 164.7 | 268.6 | 175.8 | 256.2 | 197.3 | 360.5 | 437.5 | 555.6 | 647.4 | البلدان النامية |
| LATA | 216.2 | 90.0 | 219.4 | 144.5 | 211.9 | 168.7 | 246.3 | 195.6 | 261.5 | 314.9 | 537.6 | 645.2 | مجموعة أمريكا اللاتينية للتبادل |
| Argentina | 60.4 | 9.7 | 48.4 | 4.9 | 27.8 | 49.1 | 83.4 | 71.9 | 93.5 | 115.1 | 238.0 | 339.4 | الأرجنتين |
| Brazil | 128.8 | 66.6 | 135.7 | 95.7 | 133.6 | 87.9 | 134.5 | 119.0 | 158.2 | 189.9 | 266.0 | 257.3 | البرازيل |
| Others | 27.0 | 13.7 | 35.3 | 43.9 | 50.5 | 31.7 | 28.4 | 4.8 | 9.8 | 9.9 | 33.6 | 48.5 | غيرها |
| Other America | 39.3 | 2.8 | 18.9 | 20.2 | 56.7 | 7.1 | 9.9 | 1.7 | 99.0 | 122.6 | 18.0 | 2.1 | بلدان أمريكا أخرى |
| Cuba | 39.1 | 2.1 | 18.4 | 11.8 | 56.2 | 7.1 | 8.1 | 1.1 | 82.5 | 40.6 | 16.5 | 76.0 | كوبا |
| OCEANIA | | | | | | | | | | | | | أوقيانوسيا |
| Dev'ped Economies | 416.4 | 192.7 | 248.5 | 205.4 | 391.5 | 275.7 | 291.5 | 226.2 | 430.8 | 151.7 | 432.7 | 511.4 | البلدان المتقدمة النمو |
| Australia | 410.2 | 182.5 | 220.4 | 191.9 | 384.8 | 269.4 | 269.9 | 199.2 | 403.3 | 123.8 | 386.7 | 480.4 | أستراليا |
| New Zealand | 6.2 | 10.2 | 28.1 | 13.5 | 6.7 | 6.3 | 21.6 | 27.0 | 27.5 | 27.9 | 46.0 | 31.1 | نيوزيلندا |
| Dev'ing Economies | 1.2 | 21.6 | 0.4 | 2.8 | 64.0 | 0.1 | 0.1 | 7.1 | 0.2 | 0.2 | | | البلدان النامية |
| ASIA | | | | | | | | | | | | | آسيا |
| Dev'ped Economies | 674.4 | 512.5 | 740.1 | 332.7 | 382.9 | 326.3 | 369.9 | 386.5 | 414.2 | 337.3 | 382.1 | 490.7 | البلدان المتقدمة النمو |
| Japan | 623.5 | 485.6 | 711.9 | 310.3 | 342.4 | 322.0 | 357.6 | 367.4 | 401.2 | 314.0 | 345.4 | 446.5 | اليابان |
| Israel | 50.9 | 26.9 | 28.2 | 22.4 | 40.5 | 4.3 | 12.3 | 19.1 | 13.0 | 23.3 | 36.7 | 44.3 | إسرائيل |

III-1-2 (Cont'd)
 واردات مصر حسب اقليم المصدر و التل الاقتصادي خلال الفترة ١٩٨٦ - ١٩٩٧
 Imports of Egypt by Main Countries & Economic Groupings During the Period 1986-1997

مليون دولار أمريكي

| Main US\$ | 1986 | 1987 | 1988 | 1989 | 1990 | 1991 | 1992 | 1993 | 1994 | 1995 | 1996 | 1997 | |
|--------------------------|-------|-------|-------|-------|---------|-------|---------|---------|---------|---------|---------|---------|-------------------------------------|
| Developing Economies | 990.2 | 817.0 | 701.1 | 786.4 | 1,004.7 | 940.4 | 1,063.6 | 1,188.3 | 1,351.7 | 1,867.5 | 2,015.5 | 2,170.7 | البلدان النامية |
| ES/WA Countries | 272.1 | 198.1 | 177.4 | 121.9 | 138.1 | 230.4 | 171.4 | 168.8 | 264.4 | 322.2 | 382.9 | 564.2 | دول الإسكوا |
| Asia (non-ES/WA) | 718.1 | 618.9 | 523.7 | 664.5 | 866.6 | 710.0 | 892.2 | 1,019.5 | 1,087.3 | 1,545.3 | 1,632.6 | 1,606.5 | آسيا (باستثناء دول الإسكوا) |
| China | 62.7 | 71.1 | 58.9 | 59.6 | 102.6 | 102.6 | 184.0 | 160.5 | 194.5 | 295.9 | 284.0 | 295.6 | الصين |
| Hong Kong | 34.8 | 38.5 | 35.0 | 27.5 | 35.8 | 44.9 | 55.5 | 56.4 | 66.9 | 66.9 | 51.7 | 50.7 | هونغ كونغ |
| India | 77.7 | 70.9 | 76.1 | 60.5 | 68.5 | 67.0 | 102.6 | 118.0 | 123.8 | 160.7 | 184.6 | 184.6 | الهند |
| Iran | - | - | - | 0.2 | - | - | 0.2 | 1.9 | 3.6 | 7.2 | 8.9 | 5.1 | إيران |
| Pakistan | 1.8 | 1.4 | 1.6 | 1.3 | - | - | 2.2 | 10.9 | 14.5 | 25.0 | 23.0 | 19.9 | باكستان |
| Turkey | 177.9 | 100.2 | 137.8 | 123.5 | 143.2 | 133.9 | 125.8 | 137.3 | 143.4 | 179.6 | 253.2 | 174.1 | تركيا |
| Korea | 64.8 | 66.1 | 64.7 | 73.9 | 110.3 | 75.3 | 91.5 | 126.0 | 111.7 | 229.1 | 193.1 | 233.1 | كوريا |
| ASEAN | 137.1 | 69.7 | 146.7 | 166.1 | 252.3 | 233.5 | 283.9 | 225.1 | 230.8 | 387.5 | 444.2 | 437.7 | مجموعة دول جنوب شرق آسيا |
| Indonesia | 20.6 | 20.3 | 50.6 | 34.2 | 69.1 | 104.7 | 82.1 | 67.0 | 55.8 | 78.8 | 101.0 | 95.9 | إندونيسيا |
| Malaysia | 24.7 | - | - | 61.2 | 80.5 | 52.7 | 130.4 | 93.1 | 93.7 | 220.4 | 241.3 | 232.5 | ماليزيا |
| Philippines | 51.4 | 38.8 | 83.8 | 45.0 | 57.8 | 37.5 | 6.5 | 1.6 | 5.5 | 6.4 | 10.1 | 15.6 | الفلبين |
| Singapore | 40.4 | 10.6 | 12.3 | 16.0 | 44.9 | 38.7 | 38.7 | 44.0 | 44.7 | 48.9 | 52.8 | 51.3 | سنغافورة |
| Thailand | - | - | - | 16.0 | 44.9 | 38.7 | 26.2 | 19.5 | 31.1 | 33.0 | 38.9 | 42.5 | تايلاند |
| Others | 161.3 | 201.0 | 3.0 | 151.9 | 154.0 | 52.8 | 46.6 | 183.5 | 198.1 | 193.4 | 189.9 | 390.4 | آخرون |
| AFRICA | - | - | - | - | - | - | - | - | - | - | - | - | أفريقيا |
| Developed Eco. S. Africa | - | - | 0.9 | 4.2 | - | - | - | 1.5 | 5.4 | 18.5 | 27.4 | 14.6 | البلدان المتقدمة النمو جنوب إفريقيا |
| Developing Economies | 148.8 | 78.0 | 113.3 | 102.1 | 129.5 | 142.5 | 161.6 | 118.9 | 167.7 | 268.7 | 254.1 | 251.7 | البلدان النامية |
| Arab Countries | 107.2 | 39.7 | 75.7 | 47.2 | 46.4 | 24.1 | 78.4 | 45.3 | 76.3 | 126.9 | 127.2 | 121.0 | البلدان العربية |
| Algeria | - | - | 0.8 | 3.5 | - | - | 0.3 | - | 6.9 | 7.1 | 2.1 | 2.2 | الجزائر |
| Libya | 4.1 | 0.2 | - | 1.2 | 12.2 | 20.9 | 51.0 | 27.6 | 47.9 | 99.6 | 76.9 | 75.2 | ليبيا |
| Morocco | 2.2 | 2.8 | 3.4 | 0.5 | - | - | 0.3 | 1.1 | 3.8 | 4.2 | 6.8 | 6.9 | المغرب |
| Sudan | 96.9 | 33.2 | 63.2 | 39.5 | 34.2 | 3.2 | 21.9 | 11.9 | 1.8 | 2.7 | 20.8 | 22.7 | السودان |
| Tunisia | 2.0 | 0.8 | 5.0 | 2.2 | - | - | 3.4 | 4.6 | 13.7 | 12.4 | 19.9 | 14.0 | تونس |
| Others | 2.0 | 2.7 | 3.3 | 0.3 | - | - | 1.5 | 0.2 | 2.2 | 1.0 | 0.7 | 0.7 | آخرون |
| Other Africa | 41.6 | 38.3 | 37.6 | 54.9 | 83.1 | 118.4 | 83.2 | 73.6 | 91.4 | 141.8 | 126.9 | 130.8 | البلدان الأخرى |
| Kenya | 11.6 | 10.0 | 11.9 | 9.9 | 22.9 | 38.9 | 52.1 | 48.2 | 52.7 | 78.7 | 67.2 | 73.8 | كينيا |
| Tanzania | 1.7 | 1.5 | 1.4 | 0.9 | - | - | - | 2.6 | 1.9 | 2.1 | 2.2 | 1.7 | تنزانيا |
| Others | 28.3 | 26.8 | 24.3 | 44.1 | 60.2 | 79.5 | 31.1 | 22.8 | 36.8 | 61.0 | 57.6 | 55.4 | آخرون |

III-1-3 (Cont'd)
واردات العراق حسب ام البلدان والكل الاقتصادية خلال الفترة 1985-1997

Mill. US \$

مليون دولار امريكي

| | 1985 | 1986 | 1987 | 1988 | 1989 | 1990 | 1991 | 1992 | 1993 | 1994 | |
|------------------------------------|---------|---------|---------|---------|---------|---------|-------|-------|-------|-------|---------------------------------------|
| World | 7,615.3 | 6,357.6 | 3,852.4 | 5,957.8 | 6,956.6 | 4,833.3 | 426.2 | 648.1 | 700.0 | 650.0 | العالم |
| Developed Countries | 4,621.6 | 4,085.7 | 2,064.8 | 3,605.4 | 4,433.3 | 3,086.7 | 123.6 | 321.1 | | | البلدان المتقدمة النمو |
| Developing Countries & Territories | 2,993.7 | 2,271.9 | 1,787.6 | 2,352.4 | 2,523.3 | 1,746.6 | 302.6 | 327.0 | | | البلدان واليانات النامية الاقليمية |
| EUROPE | | | | | | | | | | | |
| Developed Economies | 2,832.8 | 2,342.6 | 1,205.9 | 1,757.4 | 2,378.2 | 1,753.6 | 93.3 | 196.4 | | | البلدان المتقدمة النمو |
| European Union, of which | 2,645.1 | 2,238.9 | 1,142.3 | 1,682.0 | 2,275.3 | 1,610.7 | 81.1 | 179.1 | | | الاتحاد الاوربي، ومنها |
| Belgium & Luxemb | 97.4 | 57.4 | 21.0 | 57.5 | 68.1 | 68.2 | 1.5 | 11.0 | | | بلجيكا وكلمبورج |
| Denemark | 23.6 | 33.2 | 7.9 | 16.3 | 27.4 | 33.9 | 7.3 | 5.3 | | | الدنمارك |
| France | 368.1 | 291.3 | 156.2 | 277.9 | 410.4 | 278.3 | 20.9 | 22.9 | | | فرنسا |
| Germany | | | | | | | 14.6 | 8.0 | | | ألمانيا |
| F R of Germany (former) | 704.8 | 492.1 | 260.1 | 322.1 | 459.6 | 389.4 | | | | | ألمانيا الغربية سابقا |
| D R of Germany (former) | 30.3 | 31.0 | 13.7 | 20.6 | 39.5 | 20.9 | | | | | ألمانيا الشرقية سابقا |
| Greece | 39.4 | 18.7 | 10.5 | 3.7 | 11.1 | 20.8 | 1.5 | 5.0 | | | اليونان |
| Ireland | 23.9 | 17.2 | 20.4 | 150.3 | 144.9 | 31.6 | 1.5 | 5.0 | | | ايرلندا |
| Italy | 428.1 | 439.1 | 217.2 | 129.5 | 285.1 | 194.0 | | | | | إيطاليا |
| Netherlands | 128.1 | 104.4 | 57.1 | 111.5 | 102.6 | 93.8 | 12.7 | 19.0 | | | هولندا |
| portugal | 2.0 | 2.7 | 0.7 | 3.6 | 3.4 | 1.5 | 9.2 | 32.0 | | | البرتغال |
| Spain | 88.3 | 60.7 | 8.1 | 43.4 | 129.0 | 40.5 | | | | | إسبانيا |
| United Kingdom | 385.7 | 479.3 | 250.2 | 394.4 | 448.5 | 322.1 | 8.4 | 67.3 | | | المملكة المتحدة |
| Austria | 173.3 | 130.0 | 56.0 | 88.2 | 105.1 | 50.9 | 2.0 | | | | النمسا |
| Sweden | 152.1 | 81.8 | 63.2 | 63.0 | 40.6 | 64.8 | 1.5 | 3.6 | | | السويد |
| EFTA | 187.7 | 103.7 | 63.6 | 75.4 | 102.9 | 142.9 | 12.2 | 17.3 | | | الاتحاد الاوروبي للتجارة الحرة |
| Norway | 4.2 | 5.3 | 0.7 | 5.2 | 0.9 | 3.2 | 5.3 | 0.7 | | | النرويج |
| Switzerland | 119.9 | 80.3 | 58.9 | 65.7 | 94.4 | 126.6 | 5.2 | 16.0 | | | سويسرا |
| Others | 63.6 | 18.1 | 4.0 | 4.5 | 7.6 | 13.1 | 1.7 | 0.6 | | | غيرها |

III-1-3 (Cont'd)
واردات العراق حسب اقليم البلدان والكتل الاقتصادية خلال الفترة ١٩٨٥-١٩٩٧
Imports of Iraq by Main Countries & Economic Groupings During the Period 1985-1997

مليون دولار أمريكي

| | 1985 | 1986 | 1987 | 1988 | 1989 | 1990 | 1991 | 1992 | 1993 | 1994 | |
|------------------------------|---------|---------|-------|---------|---------|-------|------|-------|------|------|----------------------------------|
| Developing Eco + Former USSR | 435.4 | 355.8 | 247.5 | 405.7 | 433.3 | 269.5 | 2.8 | 30.4 | | | البلدان النامية + السوفييت سابقا |
| Yugoslavia (former) | 229.5 | 167.8 | 95.4 | 154.4 | 182.0 | 123.1 | 2.2 | | | | يوغوسلافيا (سابقا) |
| Bulgaria | 63.1 | 35.7 | 26.9 | 40.9 | 15.4 | 4.6 | | | | | بلغاريا |
| Czechoslovakia (former) | 23.5 | 38.8 | 11.4 | 13.6 | 17.4 | 8.5 | 0.3 | 0.1 | | | تشيكوسلوفاكيا (سابقا) |
| Hungary | 47.4 | 21.1 | 13.2 | 2.9 | 12.7 | 6.9 | 0.2 | 30.2 | | | هنغاريا |
| Poland | 14.4 | 19.2 | 2.3 | 10.0 | 39.0 | 18.4 | | | | | بولندا |
| Rumania | 39.4 | 46.6 | 78.7 | 113.3 | 91.1 | 30.1 | 0.1 | 0.1 | | | رومانيا |
| USSR (former) | 18.1 | 26.6 | 19.6 | 70.6 | 75.7 | 77.9 | | | | | الاتحاد السوفيتي (سابقا) |
| USSR-Europe (former) | | | | | | | | | | | الاتحاد السوفيتي-اروپا (سابقا) |
| AMERICA | | | | | | | | | | | أمريكا |
| Developed Economies | 461.1 | 388.7 | 478.6 | 1,148.7 | 1,226.8 | 808.8 | | 3.7 | | | البلدان المتقدمة النمو |
| Canada | 51.3 | 25.1 | 11.1 | 169.8 | 225.1 | 150.4 | | 3.7 | | | كندا |
| U.S.A. | 409.8 | 363.6 | 467.5 | 978.9 | 1,001.7 | 658.4 | | | | | الولايات المتحدة |
| Developing Economies | 407.7 | 549.8 | 380.5 | 384.3 | 459.6 | 159.8 | 1.0 | | | | البلدان النامية |
| L.A.T.A. | 385.0 | 540.3 | 376.0 | 364.8 | 444.5 | 158.8 | 1.0 | | | | رابطة أمريكا اللاتينية والتنمية |
| Argentina | 0.2 | 2.8 | - | 0.3 | 5.3 | 7.0 | 1.0 | | | | الأرجنتين |
| Brazil | 383.2 | 537.2 | 371.2 | 345.9 | 416.4 | 139.5 | | | | | البرازيل |
| Others | 1.6 | 0.3 | 4.8 | 18.6 | 22.8 | 12.3 | | | | | غيرها |
| Other America | 22.7 | 9.5 | 4.5 | 19.5 | 15.1 | 1.0 | | | | | البلدان الأمريكية أخرى |
| Cuba | 22.7 | 9.5 | 4.4 | 19.3 | 13.4 | 0.2 | | | | | كوبا |
| OCEANIA | | | | | | | | | | | أوقيانوسيا |
| Developed Economies | 162.3 | 59.0 | 61.9 | 165.6 | 203.0 | 127.1 | 30.0 | 120.0 | | | البلدان المتقدمة النمو |
| Australia | 148.8 | 48.2 | 55.3 | 153.3 | 196.2 | 108.7 | 28.0 | 120.0 | | | أستراليا |
| New Zealand | 13.5 | 10.8 | 6.6 | 12.3 | 6.8 | 18.4 | 2.0 | | | | نيوزيلندا |
| Developing Economies | 0.3 | 0.4 | 0.0 | 0.1 | 1.2 | 2.3 | | | | | البلدان النامية |
| ASIA | | | | | | | | | | | آسيا |
| Developed Economies | 1,165.4 | 1,295.4 | 318.4 | 532.8 | 621.1 | 397.2 | 0.3 | 1.0 | | | البلدان المتقدمة النمو |
| Japan | | | | | | | | | | | اليابان |

III-1-3 (Cont'd)
واردات العراق حسب اقليم البلدان والكتل الاقتصادية خلال الفترة ١٩٨٥-١٩٩٧

Min US \$

مليون دولار امريكى

Imports of Iraq by Main Countries & Economic Groupings During the Period 1985-1997

| | 1985 | 1986 | 1987 | 1988 | 1989 | 1990 | 1991 | 1992 | 1993 | 1994 | |
|-------------------------|---------|---------|---------|---------|---------|---------|-------|-------|------|------|-----------------------------|
| Developing Economies | 2,112.7 | 1,311.9 | 1,148.6 | 1,537.5 | 1,536.9 | 1,256.7 | 298.7 | 296.2 | | | بلدان نامية |
| ESCWA Countries | 281.1 | 190.8 | 214.7 | 276.4 | 449.8 | 382.3 | 149.0 | 113.0 | | | دول المنطقة |
| Asia (non-ESCWA) | 1,831.6 | 1,121.1 | 933.9 | 1,261.1 | 1,087.1 | 874.4 | 149.7 | 183.2 | | | آسيا (باستثناء دول المنطقة) |
| China | 144.7 | 188.6 | 79.3 | 99.2 | 148.0 | 157.9 | | | | | الصين |
| Hong Kong | 34.0 | 14.0 | 7.8 | 13.8 | 8.9 | 6.7 | | | | | هونغ كونغ |
| India | 52.1 | 30.5 | 7.3 | 32.3 | 65.2 | 57.5 | | | | | الهند |
| Iran | | | | | | | | | | | اليران |
| Pakistan | 6.0 | 2.1 | 2.1 | 4.2 | 2.7 | 9.1 | 1.3 | 3.0 | | | باكستان |
| Turkey | | | 681.0 | 824.3 | 408.9 | 196.0 | 135.0 | 90.0 | | | تركيا |
| Korea | | | 48.3 | 98.5 | 123.9 | 149.4 | | | | | كوريا |
| ASEAN | 135.8 | 35.1 | 38.7 | 99.1 | 225.5 | 195.4 | 12.4 | 87.2 | | | منظمة دول جنوب شرق آسيا |
| Indonesia | | | 7.7 | 38.8 | 122.7 | 104.9 | 0.4 | 47.2 | | | إندونيسيا |
| Malaysia | | | 16.5 | 27.3 | 27.7 | 15.1 | | | | | ماليزيا |
| Philippines | | | 0.7 | 1.4 | 3.0 | 1.5 | | | | | الفلبين |
| Singapore | 72.4 | 25.7 | 3.8 | 9.4 | 12.8 | 5.0 | | | | | سنغافورة |
| Thailand | 63.4 | 9.4 | 10.0 | 22.3 | 59.2 | 68.9 | 12.0 | 40.0 | | | تايلاند |
| Others | 1,459.0 | 850.8 | 69.4 | 89.7 | 104.0 | 102.4 | 1.0 | 3.0 | | | غيرها |
| AFRICA | | | | | | | | | | | الافريقيا |
| Developed Eco S. Africa | - | - | - | 0.9 | 4.2 | - | - | - | | | بلدان متقدمة لغربي افريقيا |
| Developing Economies | 37.6 | 54.0 | 11.0 | 24.8 | 92.3 | 58.3 | 0.1 | 0.4 | | | بلدان نامية |
| Arab Countries (1) | 27.3 | 53.1 | 8.5 | 19.3 | 53.3 | 36.3 | 0.1 | 0.4 | | | البلدان العربية (١) |
| Algeria | | | | 4.0 | 2.3 | 1.1 | | | | | الجزائر |
| Libya | | | | | | | | | | | ليبيا |
| Morocco | 27.3 | 36.4 | 3.0 | 3.2 | 18.7 | 15.9 | | | | | المغرب |
| Sudan | - | - | - | - | 0.4 | 0.3 | | | | | السودان |
| Tunisia | - | 16.7 | 5.5 | 12.1 | 33.9 | 18.8 | 0.1 | 0.4 | | | تونس |
| others | | | | | | 0.2 | | | | | غيرها |
| Other Africa | 10.3 | 0.9 | 2.5 | 5.5 | 37.0 | 22.0 | | | | | البلدان الافريقية الاخرى |
| Kenya | 0.7 | 0.1 | - | - | - | 1.8 | | | | | كينيا |
| Tanzania | - | - | - | - | 0.2 | - | | | | | تنزانيا |
| Others | 9.6 | 0.8 | 2.5 | 5.5 | 36.8 | 20.2 | | | | | غيرها |

(1) Except Egypt which was included in the item "ESCWA countries"

(١) ما عدا مصر التي ادرجت تحت بند دول المنطقة

III-1-4
 واردات الأردن حسب اقليم البلدان والاقتصادية خلال الفترة 1986-1997
 Imports of Jordan by Main Countries & Economic Groupings During the Period 1986-1997

| Mn US \$ | 1986 | 1987 | 1988 | 1989 | 1990 | 1991 | 1992 | 1993 | 1994 | 1995 | 1996 | 1997 | |
|-----------------------------------|---------|---------|---------|---------|---------|---------|---------|---------|---------|---------|---------|---------|--------------------------------|
| World | 2,444.6 | 2,703.2 | 2,786.9 | 2,133.1 | 2,603.5 | 2,512.0 | 3,256.2 | 3,614.9 | 3,382.5 | 3,696.3 | 4,292.7 | 4,103.7 | العالم |
| Developed Countries & Territories | 1,359.7 | 1,413.3 | 1,497.5 | 1,141.1 | 1,420.7 | 1,284.2 | 1,668.0 | 1,967.3 | 1,767.4 | 1,824.3 | 2,180.9 | 2,110.1 | البلدان المتقدمة للتسوية |
| EUROPE | 1,084.9 | 1,289.9 | 1,289.4 | 992.0 | 1,182.8 | 1,227.9 | 1,588.1 | 1,647.7 | 1,615.0 | 1,872.0 | 2,111.8 | 1,993.6 | أوروبا |
| Dev'ped Economies | 929.0 | 954.9 | 954.4 | 737.2 | 834.5 | 837.2 | 1,052.8 | 1,231.1 | 1,236.4 | 1,286.0 | 1,425.4 | 1,448.2 | البلدان المتقدمة التسوية |
| European Union, of which | 884.7 | 910.6 | 883.5 | 688.3 | 789.0 | 800.5 | 1,010.2 | 1,183.7 | 1,192.2 | 1,209.7 | 1,347.5 | 1,328.9 | الاتحاد الأوروبي، وبما |
| Belgium & Luxemb | 70.8 | 68.5 | 65.4 | 44.9 | 77.0 | 65.3 | 72.9 | 85.9 | 100.6 | 74.2 | 62.6 | 54.7 | لبلجيكا ولوكسمبورج |
| Denemark | 29.0 | 26.9 | 20.2 | 12.3 | 12.0 | 18.6 | 17.3 | 21.0 | 28.3 | 22.3 | 21.3 | 21.2 | الدنمارك |
| France | 94.9 | 98.7 | 108.3 | 126.1 | 147.6 | 108.1 | 114.9 | 145.2 | 159.0 | 170.0 | 210.5 | 142.9 | فرنسا |
| Germany | | | | | | 195.6 | 274.7 | 298.8 | 263.9 | 311.6 | 341.6 | 411.9 | ألمانيا |
| F R of Germany (former) | 186.3 | 208.0 | 181.1 | 134.1 | 146.1 | | | | | | | | ألمانيا الاتحادية سابقا |
| D R of Germany (former) | 5.0 | 8.7 | 10.7 | 8.0 | 6.5 | | | | | | | | ألمانيا الشرقية سابقا |
| Greece | 15.1 | 14.0 | 15.3 | 10.5 | 10.5 | 23.4 | 13.8 | 22.4 | 13.4 | 11.7 | 15.6 | 24.3 | اليونان |
| Ireland | 5.4 | 4.8 | 4.3 | 5.3 | 7.8 | 6.7 | 7.5 | 10.3 | 11.7 | 14.6 | 14.2 | 14.3 | أيرلندا |
| Italy | 143.6 | 137.7 | 126.7 | 88.6 | 102.0 | 108.1 | 163.2 | 198.8 | 199.2 | 198.0 | 251.6 | 241.9 | إيطاليا |
| Netherlands | 78.3 | 82.4 | 88.0 | 60.4 | 72.1 | 84.8 | 77.4 | 92.2 | 129.0 | 102.1 | 115.4 | 94.2 | هولندا |
| portugal | 3.0 | 1.1 | 0.8 | 1.1 | 0.8 | 1.2 | 1.5 | 2.6 | 5.3 | 11.4 | 12.6 | 17.7 | البرتغال |
| Spain | 33.4 | 32.7 | 29.9 | 17.1 | 27.0 | 26.5 | 53.7 | 45.0 | 54.4 | 58.1 | 48.1 | 52.1 | إسبانيا |
| United Kingdom | 173.9 | 172.1 | 176.3 | 128.0 | 134.8 | 113.9 | 159.5 | 188.5 | 172.9 | 177.7 | 187.7 | 197.0 | المملكة المتحدة |
| Austria | 18.8 | 24.2 | 25.9 | 25.5 | 23.7 | 21.6 | 23.1 | 36.1 | 24.0 | 23.9 | 30.4 | 15.4 | النمسا |
| Sweden | 27.2 | 30.8 | 30.6 | 26.4 | 21.1 | 26.7 | 31.0 | 37.1 | 30.4 | 34.3 | 35.8 | 41.3 | السويد |
| EFTA | 44.3 | 44.3 | 70.9 | 48.9 | 45.5 | 36.7 | 42.5 | 47.3 | 44.2 | 76.3 | 78.0 | 119.3 | الاتحاد الأوروبي للتجارة الحرة |
| Norway | 1.3 | 1.2 | 1.3 | 7.4 | 1.7 | 4.9 | 1.5 | 1.6 | 1.3 | 1.7 | 2.8 | 22.3 | النرويج |
| Switzerland | 32.1 | 29.7 | 57.3 | 32.1 | 32.3 | 20.8 | 33.8 | 29.6 | 34.8 | 57.7 | 63.1 | 89.8 | سويسرا |
| Others | 10.9 | 13.4 | 12.3 | 9.4 | 11.5 | 11.0 | 7.2 | 16.2 | 8.1 | 16.9 | 12.1 | 7.2 | أخرى |

III-1-4
 واردات الأردن حسب أهم البلدان والكثف الاقتصادية خلال الفترة 1986-1997

Million US \$

| | 1986 | 1987 | 1988 | 1989 | 1990 | 1991 | 1992 | 1993 | 1994 | 1995 | 1996 | 1997 | |
|---------------------------------|-------|-------|-------|-------|-------|-------|-------|-------|-------|-------|-------|-------|------------------------------------|
| Dev'ing Eco +Former USSR | 134.0 | 156.9 | 169.0 | 97.6 | 128.8 | 125.8 | 189.0 | 220.5 | 195.6 | 176.3 | 192.0 | 162.7 | البلدان النامية + ا. السوفيت سابقا |
| Yugoslavia (former) | 11.9 | 22.4 | 16.3 | 16.6 | 19.4 | 14.8 | 16.6 | 17.6 | 79.6 | 6.2 | 4.1 | 6.9 | يوغوسلافيا (سابقا) |
| Bulgaria | 27.8 | 26.0 | 31.7 | 19.6 | 22.7 | 14.2 | 40.4 | 31.6 | 27.0 | 16.0 | 25.4 | 14.2 | بلغاريا |
| Czechoslovakia(former) | 11.5 | 11.8 | 15.6 | 9.9 | 13.0 | 19.2 | 18.7 | 12.3 | 6.9 | 12.0 | 8.3 | 10.4 | تشيكوسلوفاكيا (سابقا) |
| Hungary | 9.7 | 11.3 | 16.1 | 10.6 | 12.0 | 8.1 | 15.0 | 14.5 | 5.9 | 5.5 | 7.2 | 10.6 | هنغاريا |
| Poland | 13.8 | 13.3 | 14.6 | 10.6 | 19.7 | 9.3 | 7.7 | 7.8 | 11.2 | 6.5 | 14.5 | 8.5 | بولندا |
| Rumania (former) | 42.0 | 62.6 | 63.1 | 21.5 | 23.5 | 32.8 | 46.8 | 41.8 | 39.4 | 30.7 | 47.1 | 24.6 | رومانيا (سابقا) |
| USSR | 17.3 | 9.5 | 11.6 | 8.8 | 18.5 | 27.4 | 43.9 | 94.9 | 25.7 | 99.3 | 85.3 | 87.4 | الاتحاد السوفيتي (سابقا) |
| USSR-Europe (former) | | | | | | | | | | | | | الاتحاد السوفيتي (سابقا) |
| AMERICA | | | | | | | | | | | | | أمريكا |
| Dev'ped Economies | 225.8 | 283.9 | 369.3 | 309.6 | 467.8 | 284.8 | 377.3 | 470.5 | 348.5 | 354.7 | 444.6 | 404.0 | البلدان المتقدمة السوفيت |
| Canada | 9.8 | 9.0 | 18.1 | 14.9 | 16.2 | 23.2 | 15.3 | 11.6 | 15.5 | 11.5 | 28.7 | 16.2 | كندا |
| U.S.A | 216.0 | 274.9 | 351.2 | 294.7 | 451.6 | 261.6 | 362.1 | 458.9 | 332.9 | 343.2 | 415.9 | 387.8 | الولايات المتحدة |
| Dev'ing Economies | 33.0 | 40.6 | 45.0 | 30.9 | 38.2 | 52.1 | 58.2 | 76.4 | 59.7 | 107.3 | 87.1 | 144.3 | البلدان النامية |
| L.A.I.A | 29.5 | 36.1 | 39.1 | 27.7 | 31.7 | 45.0 | 56.3 | 74.5 | 56.1 | 104.3 | 83.9 | 141.1 | رابطة أمريكا اللاتينية المتكامل |
| Argentina | 5.4 | 4.3 | 10.4 | 2.5 | 2.9 | 11.8 | 21.7 | 12.0 | 16.1 | 48.0 | 14.0 | 82.0 | الأرجنتين |
| Brazil | 21.0 | 28.6 | 25.2 | 23.9 | 25.7 | 25.7 | 32.2 | 59.6 | 37.7 | 52.6 | 56.7 | 46.9 | البرازيل |
| Others | 3.1 | 3.2 | 3.5 | 1.3 | 3.1 | 7.5 | 2.4 | 2.9 | 2.3 | 3.7 | 13.2 | 12.2 | آخرون |
| Other America | 3.5 | 4.5 | 5.9 | 3.2 | 6.5 | 7.1 | 1.9 | 1.9 | 3.6 | 3.0 | 3.2 | 3.2 | البلدان الأمريكية الأخرى |
| Cuba | | | | | | 5.4 | 0.6 | 0.1 | 0.2 | 0.2 | 0.2 | 0.7 | كوبا |
| OCEANIA | | | | | | | | | | | | | أوقياناسيا |
| Dev'ped Economies | 14.3 | 10.2 | 26.3 | 15.0 | 36.5 | 72.4 | 43.5 | 83.6 | 48.5 | 53.1 | 131.9 | 49.7 | البلدان المتقدمة لسوفيت |
| Australia | 12.8 | 8.1 | 19.0 | 3.1 | 8.9 | 37.2 | 22.5 | 51.1 | 29.8 | 40.1 | 108.2 | 36.6 | أستراليا |
| New Zealand | 1.5 | 2.1 | 7.3 | 1.9 | 27.6 | 35.2 | 21.0 | 32.6 | 18.7 | 13.0 | 23.7 | 13.1 | نيوزيلندا |
| Dev'ing Economies | 3.4 | 0.3 | 0.3 | 0.1 | - | - | - | - | - | - | - | - | البلدان النامية |
| ASIA | | | | | | | | | | | | | آسيا |
| Dev'ped Economies Japan | 190.6 | 164.3 | 147.5 | 79.3 | 81.9 | 89.8 | 194.4 | 182.1 | 134.0 | 130.5 | 179.0 | 208.3 | البلدان المتقدمة السوفيت |

III-1-4
ولادات الأولى حسب أهم البلدان والكتل الاقتصادية خلال الفترة ١٩٨٦-١٩٩٧
Imports of Jordan by Main Countries & Economic Groupings During the Period 1986-1997

مليون دولار أمريكي

Millions of US Dollars

| Mo US \$ | 1986 | 1987 | 1988 | 1989 | 1990 | 1991 | 1992 | 1993 | 1994 | 1995 | 1996 | 1997 | |
|----------------------|-------|---------|---------|-------|-------|-------|---------|---------|---------|---------|---------|---------|-------------------------------------|
| Developing Economies | 870.7 | 1,055.2 | 1,037.8 | 821.1 | 968.1 | 980.6 | 1,256.7 | 1,274.5 | 1,306.5 | 1,550.6 | 1,782.4 | 1,625.5 | البلدان النامية |
| ESCWVA Countries | 566.1 | 717.1 | 702.2 | 584.1 | 650.3 | 503.0 | 648.8 | 689.2 | 716.3 | 837.0 | 1,028.9 | 918.2 | البلدان الاسكندرية |
| Asia (non-ESCWVA) | 304.6 | 338.1 | 335.6 | 237.0 | 317.8 | 477.6 | 607.9 | 585.3 | 590.2 | 713.6 | 753.6 | 707.3 | آسيا (ما عدا دول الاسكندرية) |
| China | 32.2 | 42.4 | 45.9 | 38.1 | 37.7 | 42.8 | 76.8 | 74.5 | 89.5 | 84.2 | 89.7 | 102.0 | الصين |
| Hong Kong | 11.5 | 11.9 | 9.0 | 6.3 | 5.6 | 5.9 | 7.0 | 6.4 | 3.8 | 5.0 | 3.0 | 3.0 | هونغ كونغ |
| India | 14.2 | 4.3 | 7.6 | 15.1 | 33.4 | 78.5 | 45.9 | 64.1 | 55.7 | 69.5 | 74.3 | 76.6 | الهند |
| Iran | 1.5 | 2.1 | 3.1 | 3.5 | 2.5 | 11.3 | 6.5 | 11.3 | 7.3 | 8.6 | 11.6 | 9.2 | البرازيل |
| Pakistan | 1.7 | 1.1 | 1.7 | 1.9 | 2.1 | 3.3 | 7.3 | 7.3 | 7.3 | 6.1 | 5.0 | 4.1 | باكستان |
| Turkey | 78.6 | 103.3 | 80.1 | 49.5 | 69.5 | 83.9 | 143.3 | 86.1 | 90.0 | 127.0 | 152.3 | 105.4 | تركيا |
| Korea | 29.4 | 40.9 | 34.8 | 27.1 | 26.5 | 36.4 | 68.7 | 90.3 | 83.4 | 109.7 | 133.0 | 95.6 | كوريا |
| ASEAN | 34.4 | 44.1 | 52.9 | 36.0 | 65.6 | 89.8 | 126.7 | 152.0 | 161.4 | 206.0 | 181.2 | 202.6 | منطقة دول جنوب شرقي آسيا |
| Indonesia | 9.5 | 11.2 | 12.4 | 7.4 | 12.0 | 15.4 | 22.7 | 32.6 | 35.2 | 54.8 | 50.9 | 44.4 | اندونيسيا |
| Malaysia | 3.4 | 12.8 | 12.8 | 6.7 | 13.5 | 16.4 | 29.0 | 59.0 | 94.8 | 107.8 | 85.6 | 121.3 | ماليزيا |
| Philippines | 6.5 | 10.6 | 14.6 | 10.8 | 0.2 | 0.2 | 1.3 | 0.8 | 0.5 | 2.4 | 5.0 | 2.8 | الفلبين |
| Singapore | 15.0 | 9.5 | 13.1 | 10.9 | 12.9 | 19.1 | 13.2 | 13.9 | 8.6 | 14.2 | 6.4 | 6.1 | سنغافورة |
| Thailand | 101.1 | 88.0 | 100.5 | 59.6 | 74.9 | 38.7 | 60.5 | 45.7 | 22.4 | 26.8 | 33.4 | 28.1 | تايلاند |
| Others | 101.1 | 88.0 | 100.5 | 59.6 | 74.9 | 125.8 | 125.6 | 93.4 | 91.9 | 97.6 | 103.4 | 108.8 | آخرون |
| AFRICA | | | | | | | | | | | | | الافريقيا |
| Dev'ped Eco S Africa | - | - | - | - | - | - | - | - | - | - | - | - | البلدان المتقدمة النمو جنوب افريقيا |
| Developing Economies | 43.8 | 36.9 | 37.3 | 42.3 | 47.7 | 69.4 | 84.3 | 76.3 | 53.2 | 37.8 | 50.3 | 61.1 | البلدان النامية |
| Arab Countries (1) | 12.3 | 11.2 | 15.7 | 6.6 | 10.8 | 19.2 | 30.7 | 45.9 | 43.2 | 31.2 | 45.6 | 45.2 | البلدان العربية (١) |
| Algeria | - | - | - | - | - | - | 0.8 | 0.6 | 0.3 | - | 0.2 | 1.6 | الجزائر |
| Libya | - | 2.4 | - | - | 1.4 | 9.9 | 13.2 | 30.4 | 22.3 | 17.0 | 11.4 | 8.7 | ليبيا |
| Morocco | 2.7 | 2.0 | 2.6 | 0.9 | 2.1 | 2.3 | 4.4 | 3.5 | 3.3 | 7.4 | 12.3 | 5.5 | المغرب |
| Sudan | 0.7 | 1.8 | 1.3 | 1.7 | 1.5 | 1.5 | 3.3 | 5.3 | 2.3 | 6.2 | 20.7 | 22.2 | السودان |
| Tunisia | 8.8 | 5.0 | 11.8 | 4.0 | 4.9 | 5.4 | 9.0 | 6.0 | 14.9 | 0.6 | 0.9 | 7.1 | تونس |
| Others | 0.1 | - | - | - | 0.9 | 0.1 | 0.1 | 0.2 | 0.1 | - | 0.2 | 0.1 | آخرون |
| Other Africa | 31.5 | 25.7 | 21.6 | 35.7 | 36.9 | 50.2 | 53.6 | 30.4 | 9.9 | 6.6 | 4.7 | 15.9 | البلدان افريقيا الاخرى |
| Kenya | 2.0 | 3.1 | 1.5 | 1.1 | 1.2 | 0.7 | 2.6 | 1.0 | 0.5 | 2.1 | 2.5 | 1.3 | كينيا |
| Tanzania | 1.0 | - | - | - | - | - | - | 0.1 | 0.1 | 0.7 | 0.1 | 0.1 | تنزانيا |
| Others | 28.5 | 22.6 | 20.1 | 34.6 | 35.7 | 49.5 | 51.0 | 29.3 | 9.3 | 3.8 | 2.1 | 14.6 | آخرون |

(١) Except Egypt which was included in the item "ESCWVA countries"

(١) ما عدا مصر التي ادرجت تحت بند دول الاسكندرية

III-1-5
 واردات الكويت حسب ام اللان والكت الاقتصادية حتى الفترة ١٩٨٦-١٩٩٧
 Imports of Kuwait by Main Countries & Economic Groupings During the Period 1986-1997

مليون دولار أمريكي

| Ma US \$ | 1986 | 1987 | 1988 | 1989 | 1990 | 1991 | 1992 | 1993 | 1994 | 1995 | 1996 | 1997 | |
|------------------------------------|---------|---------|---------|---------|---------|---------|---------|---------|---------|---------|---------|---------|------------------------------------|
| World | 5,760 0 | 5,496 9 | 6,045 7 | 6,301 1 | 3,351 6 | 3,490 6 | 7,259 1 | 7,041 7 | 6,680 2 | 7,839 6 | 8,373 9 | 8,250 5 | العالم |
| Developed Countries | 4 223 8 | 3,663 1 | 3,800 0 | 3,917 1 | 2,160 6 | 2,763 2 | 5,134 8 | 4,993 8 | 4,434 0 | 5,298 2 | 5,625 9 | 5,454 8 | البلدان المتقدمة السوية |
| Developing Countries & Territories | 1,536 2 | 1,833 8 | 2 245 7 | 2 384 0 | 1,191 0 | 727 4 | 2,124 3 | 2,047 9 | 2,246 2 | 2,541 4 | 2,748 0 | 2,795 7 | البلدان والاقاليم النامية والاراضي |
| EUROPE | | | | | | | | | | | | | الاروپا |
| Dev'ped Economies | 1 979 5 | 1,905 8 | 2,047 0 | 2,136 3 | 1,219 9 | 1,087 0 | 2,567 8 | 2,878 3 | 2,497 5 | 3,087 0 | 2,839 5 | 2,791 8 | البلدان المتقدمة السوية |
| European Union, of which | 1,898 1 | 1 751 3 | 1,792 0 | 1,987 9 | 1 122 2 | 1 043 4 | 2 313 1 | 2,722 1 | 2,386 9 | 2,942 9 | 2,654 1 | 2,568 1 | الاتحاد الاوروبي، وسوا |
| Belgium & Luxemb | 62 4 | 60 2 | 65 0 | 69 9 | 42 6 | 31 5 | 97 5 | 76 8 | 75 9 | 75 9 | 89 7 | 74 4 | لبلجيكا ولوكسمبورج |
| Denemark | 49 8 | 53 6 | 50 0 | 63 3 | 28 3 | 30 8 | 60 9 | 50 7 | 57 1 | 59 7 | 54 8 | 52 7 | الدنمارك |
| France | 234 2 | 220 1 | 193 0 | 212 9 | 111 9 | 88 6 | 370 3 | 775 9 | 424 1 | 873 5 | 336 3 | 323 0 | فرنسا |
| Germany | | | | | | | | | | | | | ألمانيا |
| F R of Germany (former) | 541 4 | 429 4 | 470 0 | 501 9 | 300 6 | 318 6 | 669 1 | 556 3 | 537 5 | 568 3 | 586 6 | 613 5 | ألمانيا الاتحادية سابقا |
| D R of Germany (former) | 6 1 | 3 4 | 4 0 | 6 7 | 2 4 | | | | | | | | ألمانيا الديموقراطية سابقا |
| Greece | 18 1 | 15 2 | 21 0 | 16 4 | 7 4 | 5 2 | 16 5 | 25 7 | 18 0 | 16 7 | 19 4 | 18 2 | اليونان |
| Ireland | 16 2 | 15 1 | 18 0 | 19 7 | 13 6 | 8 1 | 22 7 | 28 9 | 38 2 | 39 3 | 51 3 | 54 7 | ايرلندا |
| Italy | 312 1 | 273 4 | 289 0 | 341 9 | 184 9 | 152 7 | 419 2 | 420 0 | 399 3 | 462 5 | 581 8 | 496 5 | إيطاليا |
| Netherlands | 113 1 | 126 0 | 114 0 | 133 9 | 116 8 | 55 7 | 108 7 | 125 3 | 158 2 | 115 9 | 142 2 | 151 0 | هولندا |
| portugal | 5 8 | 3 4 | 8 0 | 6 6 | 4 2 | 5 5 | 7 4 | 6 5 | 13 6 | 11 5 | 12 6 | 13 2 | البرتغال |
| Spain | 68 6 | 71 4 | 77 0 | 96 3 | 41 3 | 22 3 | 80 0 | 67 9 | 78 0 | 114 5 | 113 7 | 122 6 | اسبانيا |
| United Kingdom | 367 6 | 375 7 | 377 0 | 415 0 | 201 0 | 243 7 | 353 4 | 472 1 | 461 3 | 469 9 | 513 3 | 527 3 | المملكة المتحدة |
| Austria | 34 9 | 38 9 | 41 0 | 37 8 | 25 0 | 23 6 | 34 4 | 33 7 | 41 9 | 69 0 | 89 9 | 61 7 | النمسا |
| Sweden | 67 8 | 65 5 | 65 0 | 65 6 | 42 2 | 57 1 | 73 0 | 82 3 | 83 8 | 77 8 | 62 3 | 59 3 | السويد |
| EFTA | 81 4 | 154 5 | 255 0 | 148 4 | 97 8 | 43 6 | 254 7 | 156 2 | 110 6 | 144 1 | 185 4 | 223 7 | الاتحاد الاوروبي المتاحدة السوية |
| Norway | 4 4 | 6 4 | 4 0 | 4 8 | 2 8 | 1 0 | 6 3 | 4 6 | 8 1 1 | 95 4 | 155 1 | 196 0 | النرويج |
| Switzerland | 66 0 | 134 0 | 225 0 | 130 0 | 87 7 | 33 9 | 128 2 | 120 8 | 81 1 | 95 4 | 155 1 | 196 0 | سويسرا |
| Others | 11 0 | 14 1 | 26 0 | 13 6 | 7 3 | 8 7 | 120 2 | 30 9 | 29 5 | 48 7 | 25 2 | 19 9 | غيرها |

III-1-5

وردات الكويت حسب اهم البلدان والكتل الاقتصادية خلال الفترة 1986-1997

Imports of Kuwait by Main Countries & Economic Groupings During the Period 1986-1997

مليون دولار أمريكي

| | 1986 | 1987 | 1988 | 1989 | 1990 | 1991 | 1992 | 1993 | 1994 | 1995 | 1996 | 1997 | |
|--------------------------|---------|---------|-------|-------|-------|---------|---------|---------|---------|---------|---------|---------|------------------------------------|
| Dev'ing Eco +Former USSR | 68.5 | 81.7 | 114.0 | 117.9 | 56.3 | 24.4 | 56.0 | 59.5 | 42.1 | 76.5 | 85.4 | 73.7 | البلدان الشيوعية، االسوفييتي سابقا |
| Yugoslavia (former) | 16.9 | 18.2 | 22.0 | 19.0 | 8.9 | 2.9 | 6.3 | 1.3 | | 8.5 | 2.2 | 7.1 | يوغوسلافيا (سابقا) |
| Bulgaria | 6.1 | 6.0 | 7.0 | 7.2 | 3.7 | 0.8 | 1.3 | 2.1 | | 3.8 | 4.9 | 1.6 | بلغاريا |
| Czechoslovakia(former) | 7.6 | 8.7 | 10.0 | 10.2 | 6.0 | 2.3 | 10.9 | 8.6 | | 8.8 | 8.5 | 11.5 | تشيكوسلوفاكيا (سابقا) |
| Hungary | 13.1 | 15.8 | 24.0 | 32.8 | 17.7 | 13.7 | 11.6 | 15.8 | 21.3 | 16.3 | 38.6 | 13.9 | هنغاريا |
| Poland | 9.2 | 12.6 | 20.0 | 16.2 | 7.5 | 1.4 | 8.4 | 8.3 | 8.2 | 9.2 | 10.8 | 12.4 | بولندا |
| Rumania | 10.1 | 13.6 | 20.0 | 20.7 | 4.5 | 1.4 | 5.2 | 13.9 | 12.6 | 12.9 | 14.9 | 18.5 | رومانيا |
| USSR (former) | 5.5 | 6.8 | 11.0 | 11.8 | 8.0 | 1.9 | | | | | | | الاتحاد السوفيتي (سابقا) |
| USSR-Europe (former) | | | | | | | 12.3 | 9.6 | | 17.0 | 5.5 | 8.7 | الاتحاد السوفيتي-اوربا (سابقا) |
| AMERICA | | | | | | | | | | | | | امريكا |
| Dev'ped Economies | 727.6 | 589.9 | 799.0 | 870.9 | 466.9 | 1,068.3 | 1,531.8 | 1,106.6 | 1,030.9 | 1,371.3 | 1,533.5 | 1,263.5 | البلدان المتقدمة النمو |
| Canada | 25.1 | 20.5 | 42.0 | 37.1 | 30.0 | 43.3 | 53.9 | 57.9 | 59.7 | 108.0 | 135.0 | 139.0 | كندا |
| U.S.A | 702.5 | 569.4 | 757.0 | 833.8 | 437.0 | 1,025.0 | 1,477.9 | 1,048.7 | 971.2 | 1,263.3 | 1,398.5 | 1,124.5 | الولايات المتحدة |
| Dev'ing Economies | 61.3 | 61.8 | 109.0 | 95.0 | 56.3 | 23.6 | 111.5 | 111.4 | 69.7 | 125.8 | 131.4 | 173.7 | البلدان النامية |
| LAIA | 53.7 | 51.8 | 101.0 | 87.3 | 56.3 | 23.6 | 111.5 | 107.5 | 66.7 | 125.8 | 125.3 | 168.8 | رابطة أمريكا اللاتينية للتعاون |
| Argentina | 1.9 | 1.6 | 6.0 | 3.6 | 12.9 | 6.5 | 36.7 | 20.8 | 2.6 | 78.5 | 59.6 | 21.9 | الارجنتين |
| Brazil | 40.7 | 33.2 | 71.0 | 65.3 | 26.6 | 14.2 | 51.8 | 70.5 | 45.1 | 78.5 | 59.6 | 69.9 | البرازيل |
| Others | 11.1 | 17.0 | 24.0 | 18.4 | 16.8 | 2.9 | 23.0 | 16.2 | 19.0 | 47.3 | 53.7 | 77.0 | غيرها |
| Other America | 7.6 | 10.0 | 8.0 | 7.7 | | | | 3.9 | 3.0 | | 6.1 | 4.9 | بلدان امريكا اخرى |
| Cuba | | | | | | | | | | | | 0.1 | كوبا |
| OCEANIA | | | | | | | | | | | | | اوستراليا |
| Dev'ped Economies | 168.1 | 114.7 | 122.0 | 99.0 | 66.0 | 40.9 | 116.4 | 108.7 | 122.6 | 106.6 | 184.9 | 200.4 | البلدان المتقدمة النمو |
| Australia | 156.9 | 102.9 | 110.0 | 88.5 | 53.8 | 37.1 | 103.6 | 88.9 | 104.1 | 90.1 | 164.0 | 191.3 | استراليا |
| New Zealand | 11.2 | 11.8 | 12.0 | 10.5 | 12.2 | 3.8 | 12.8 | 19.7 | 18.5 | 16.5 | 20.9 | 9.1 | نيوزيلندا |
| Dev'ing Economies | 1.3 | 1.4 | 0.1 | 2.2 | | | | | | | | | البلدان النامية |
| ASIA | | | | | | | | | | | | | آسيا |
| Dev'ped Economies Japan | 1,348.6 | 1,052.7 | 832.0 | 810.9 | 407.7 | 567.0 | 918.8 | 892.4 | 783.1 | 733.3 | 1,011.8 | 1,140.3 | البلدان المتقدمة النمو اليابان |

III-1-5
واردات الكويت حسب امة البلدان والكل الاقتصادية خلال الفترة ١٩٨٦-١٩٩٧
Imports of Kuwait by Main Countries & Economic Groupings During the Period 1986-1997

مليون دولار امريكى

| | 1986 | 1987 | 1988 | 1989 | 1990 | 1991 | 1992 | 1993 | 1994 | 1995 | 1996 | 1997 | |
|-------------------------------|---------|---------|---------|---------|---------|-------|---------|---------|---------|---------|---------|---------|--|
| Developing Economies | 1,390.5 | 1,671.5 | 2,003.6 | 2,149.3 | 1,069.1 | 666.9 | 1,947.2 | 1,870.0 | 2,091.9 | 2,293.6 | 2,509.1 | 2,531.6 | البلدان النامية |
| ESCWA Countries | 410.6 | 599.9 | 819.6 | 810.8 | 418.2 | 313.3 | 893.1 | 785.7 | 791.7 | 945.2 | 1,017.0 | 1,067.4 | بلدان المنطقة العربية |
| Asia (non-ESCWA) | 979.9 | 1,071.6 | 1,184.0 | 1,338.5 | 650.9 | 353.6 | 1,054.1 | 1,084.3 | 1,300.2 | 1,348.4 | 1,492.1 | 1,464.2 | آسيا (باستثناء دول المنطقة العربية) |
| China | 91.6 | 119.6 | 186.0 | 217.7 | 106.4 | 35.7 | 124.3 | 134.4 | 153.9 | 180.5 | 206.5 | 218.3 | الصين |
| Hong Kong | 42.5 | 39.9 | 38.0 | 31.5 | 12.7 | 12.5 | 17.7 | 12.8 | 15.7 | 17.9 | 18.0 | 16.1 | هونغ كونغ |
| India | 111.5 | 120.2 | 110.0 | 178.3 | 72.4 | 45.5 | 168.1 | 162.6 | 193.8 | 226.4 | 269.0 | 279.4 | الهند |
| Iran | 9.8 | 17.5 | 20.0 | 18.7 | 13.8 | 15.0 | 37.7 | 50.7 | 87.7 | 83.1 | 66.2 | 60.6 | اليران |
| Pakistan | 38.4 | 44.7 | 39.0 | 37.2 | 16.3 | 9.7 | 50.6 | 41.1 | 31.8 | 33.5 | 38.0 | 34.8 | باكستان |
| Turkey | 144.9 | 162.1 | 179.0 | 172.1 | 80.1 | 12.3 | 88.8 | 114.1 | 162.3 | 141.6 | 152.2 | 143.8 | تركيا |
| Korea | 182.7 | 204.7 | 239.0 | 222.4 | 98.4 | 71.1 | 134.9 | 132.9 | 134.4 | 153.3 | 181.7 | 177.5 | كوريا |
| ASEAN | 121.5 | 154.4 | 235.0 | 273.7 | 156.8 | 97.3 | 267.9 | 286.5 | 336.7 | 336.7 | 274.0 | 373.9 | منطقة دول جنوب شرق آسيا |
| Indonesia | 14.7 | 20.4 | 49.0 | 46.1 | 29.4 | 19.8 | 53.3 | 68.9 | 78.4 | 78.4 | 90.8 | 98.4 | الاندونيسيا |
| Malaysia | 10.9 | 16.2 | 26.0 | 32.3 | 27.5 | 23.1 | 66.7 | 54.0 | 78.5 | 102.3 | 103.6 | 111.4 | ماليزيا |
| Philippines | 13.0 | 15.7 | 17.0 | 16.4 | 9.9 | 4.7 | 12.0 | 15.1 | 15.5 | 15.5 | 40.2 | 30.2 | الفلبين |
| Singapore | 34.1 | 43.2 | 64.0 | 76.2 | 33.4 | 26.9 | 64.1 | 72.4 | 75.6 | 69.1 | 61.9 | 47.3 | سنغافورة |
| Thailand | 48.8 | 58.9 | 79.0 | 102.7 | 56.6 | 22.8 | 71.8 | 76.2 | 88.7 | 102.6 | 105.6 | 86.6 | تايلاند |
| Others | 237.0 | 208.5 | 138.0 | 187.0 | 94.1 | 54.5 | 164.1 | 149.3 | 184.0 | 238.0 | 158.4 | 159.8 | غيرها |
| AFRICA | | | | | | | | | | | | | الافريقيا |
| Developed Eco S Africa | - | - | - | - | - | - | - | 7.8 | - | - | 56.1 | 58.7 | البلدان المتقدمة الاقتصادية جنوب افريقيا |
| Developing Economies | 14.6 | 17.4 | 19.0 | 19.6 | 9.3 | 3.5 | 9.6 | 6.9 | 42.5 | 45.4 | 22.2 | 16.7 | البلدان النامية |
| Arab Countries (1) | 4.2 | 6.0 | 5.0 | 6.7 | 3.9 | 1.3 | 3.2 | 2.8 | 39.0 | 13.0 | 16.4 | 12.9 | البلدان العربية (١) |
| Algeria | | | | | | | | | | | 0.0 | 0.1 | الجزائر |
| Libya | | | | | | | | | | | 0.0 | 0.0 | ليبيا |
| Morocco | 2.5 | 2.8 | 3.0 | 4.2 | 2.4 | 0.8 | 2.3 | 1.9 | - | 9.9 | 6.3 | 5.4 | المغرب |
| Sudan | 0.4 | 0.9 | 1.0 | 1.0 | 0.3 | - | - | - | - | - | - | 0.0 | السودان |
| Tunisia | 1.2 | 2.1 | 1.0 | 1.4 | 0.9 | 0.4 | 0.5 | 0.8 | - | 3.1 | 5.9 | 3.9 | تونس |
| Others | 0.1 | 0.2 | - | 0.1 | 0.1 | 0.1 | 0.4 | 0.1 | 39.0 | 3.1 | 4.2 | 3.4 | غيرها |
| Other Africa | 10.4 | 11.4 | 14.0 | 12.9 | 5.4 | 2.2 | 6.4 | 4.1 | 3.5 | 32.4 | 5.8 | 3.8 | البلدان الافريقية الاخرى |
| Kenya | 2.5 | 1.0 | 1.0 | 1.9 | 1.4 | 0.5 | 2.1 | 2.0 | 2.0 | 1.6 | 1.7 | 1.6 | كينيا |
| Tanzania | 0.3 | 0.2 | - | 0.2 | - | - | 0.1 | 0.1 | 0.1 | 0.1 | 0.1 | 0.1 | تنزانيا |
| Others | 7.6 | 10.2 | 13.0 | 10.8 | 4.0 | 1.7 | 4.3 | 2.0 | 3.5 | 30.7 | 4.1 | 2.1 | غيرها |

(1) Except Egypt which was included in the item "ESCWA countries"

(١) ما عدا مصر التي ادرجت تحت بند دول المنطقة العربية

III-1-6 (Cont'd)
واردات لبنان حسب اقليم المصدر و التكت الاقتصادي خلال الفترة 1986-1997
Imports of Lebanon by Main Countries & Economic Groupings During the Period 1986-1997

| Main US \$ | مليون دولار أمريكي | | | | | | | | | | | | |
|-----------------------------------|--------------------|---------|---------|---------|---------|---------|---------|---------|---------|---------|---------|---------|---------------------------------|
| | 1986 | 1987 | 1988 | 1989 | 1990 | 1991 | 1992 | 1993 | 1994 | 1995 | 1996 | 1997 | |
| World | 2,034.0 | 1,804.1 | 2,366.2 | 2,235.1 | 2,525.1 | 3,743.2 | 4,202.3 | 5,461.9 | 5,990.4 | 7,292.1 | 7,558.8 | 7,455.0 | العالم |
| Developed Countries & Territories | 1,399.4 | 1,074.0 | 1,507.9 | 1,318.2 | 1,402.2 | 2,259.0 | 2,541.4 | 2,955.6 | 4,101.0 | 4,802.8 | 5,286.6 | 5,185.3 | البلدان المتقدمة و اقاليمها |
| EUROPE | 674.6 | 730.1 | 858.3 | 916.9 | 1,122.9 | 1,484.2 | 1,660.9 | 2,506.3 | 1,889.4 | 2,489.3 | 2,272.2 | 2,269.7 | أوروبا |
| Developed Economies | 1,149.5 | 895.2 | 1,269.4 | 1,129.6 | 1,187.5 | 1,941.5 | 2,019.0 | 2,254.3 | 3,246.0 | 3,690.5 | 4,074.2 | 4,079.6 | البلدان المتقدمة |
| European Union, of which | 1,085.8 | 807.6 | 1,139.0 | 1,039.1 | 1,070.4 | 1,779.4 | 1,880.4 | 1,999.9 | 2,890.8 | 3,261.7 | 3,241.2 | 3,494.1 | الاتحاد الأوروبي و منها |
| Belgium & Luxemb | 59.6 | 79.9 | 85.0 | 85.3 | 80.3 | 143.2 | 128.5 | 87.3 | 109.5 | 137.9 | 111.5 | 144.9 | البلجيكا و لوكسمبورج |
| Denmark | 14.5 | 11.9 | 20.1 | 20.0 | 21.1 | 27.6 | 37.0 | - | 65.5 | 58.2 | 50.0 | 54.8 | الدنمارك |
| France | 241.6 | 156.0 | 193.4 | 199.1 | 204.4 | 326.7 | 339.7 | 413.8 | 537.4 | 555.3 | 588.3 | 708.9 | فرنسا |
| Germany | 158.1 | 113.1 | 179.0 | 176.2 | 152.7 | 251.2 | 283.8 | 450.0 | 604.1 | 610.7 | 643.6 | 648.1 | ألمانيا |
| F. R. of Germany (former) | | | | | | | | | | | | | ألمانيا الغربية سابقا |
| D. R. of Germany (former) | | | | | | | | | | | | | ألمانيا الشرقية سابقا |
| Greece | 38.2 | 34.1 | 42.5 | 49.3 | 54.5 | 106.1 | 96.4 | 126.5 | 146.1 | 224.3 | 190.4 | 133.0 | اليونان |
| Ireland | 10.2 | 8.6 | 9.5 | 8.7 | 8.9 | 14.8 | 17.9 | 560.4 | 21.7 | 29.5 | 30.2 | 35.1 | أيرلندا |
| Italy | 303.4 | 205.9 | 338.8 | 290.8 | 323.1 | 518.3 | 570.5 | 805.9 | 944.9 | 914.1 | 986.8 | 986.8 | إيطاليا |
| Netherlands | 62.8 | 47.4 | 59.6 | 52.8 | 53.5 | 96.2 | 92.5 | 65.3 | 104.7 | 120.9 | 114.3 | 131.0 | هولندا |
| portugal | 4.1 | 2.4 | 3.5 | 4.2 | 6.9 | 12.5 | 18.0 | 13.6 | 13.6 | 18.0 | 28.0 | 23.1 | البرتغال |
| Spain | 77.8 | 50.1 | 71.7 | 44.5 | 38.5 | 79.0 | 82.6 | 86.6 | 131.1 | 144.8 | 141.9 | 180.3 | إسبانيا |
| United Kingdom | 90.1 | 73.6 | 108.4 | 89.3 | 105.1 | 169.9 | 176.2 | 209.8 | 249.9 | 284.5 | 304.5 | 326.9 | المملكة المتحدة |
| Austria | 16.0 | 16.9 | 18.5 | 9.8 | 14.2 | 23.5 | 26.4 | 26.4 | 35.6 | 31.6 | 30.8 | 28.4 | النمسا |
| Sweden | 9.4 | 7.7 | 9.0 | 9.1 | 7.2 | 10.4 | 10.9 | 10.9 | 65.5 | 101.1 | 93.7 | 92.7 | السويد |
| EFTA | 63.7 | 87.6 | 130.4 | 90.5 | 117.1 | 162.1 | 138.6 | 254.4 | 355.2 | 428.8 | 833.0 | 585.5 | المنطقة الأوروبية للتجارة الحرة |
| Norway | 3.4 | 3.0 | 4.0 | 2.0 | 1.8 | 3.3 | 2.6 | 163.9 | 208.9 | 333.3 | 20.5 | 9.9 | النرويج |
| Switzerland | 46.0 | 64.9 | 101.4 | 67.2 | 94.2 | 135.3 | 110.5 | 90.5 | 333.3 | 257.9 | 493.0 | 493.0 | سويسرا |
| Others | 14.3 | 19.7 | 25.0 | 21.3 | 21.1 | 23.5 | 25.5 | 90.5 | 146.3 | 95.5 | 554.6 | 82.6 | غيرها |

III-1-6 (Cont'd)
 واردات لبنان حسب ام البلدان والكتل الاقتصادية خلال الفترة ١٩٨٦-١٩٩٧
 Imports of Lebanon by Main Countries & Economic Groupings During the Period 1986-1997

مليون دولار امريكى

| Mn US \$ | 1986 | 1987 | 1988 | 1989 | 1990 | 1991 | 1992 | 1993 | 1994 | 1995 | 1996 | 1997 | |
|--------------------------|-------|-------|-------|-------|-------|-------|-------|-------|-------|-------|-------|-------|----------------------------------|
| Dev'ing Eco +Former USSR | 195.3 | 166.9 | 250.9 | 213.8 | 190.7 | 195.3 | 283.2 | 405.2 | 426.1 | 508.3 | 532.4 | 447.1 | البلدان السابقة + السابقين سابقا |
| Yugoslavia (former) | 11.6 | 15.2 | 14.1 | 16.9 | 11.3 | 17.4 | 19.2 | 117.6 | 138.6 | 184.4 | 12.5 | 14.0 | يوغوسلافيا (سابقا) |
| Bulgaria | | | | | | | | 47.2 | 48.0 | 59.1 | 47.6 | 31.3 | بلغاريا |
| Czechoslovakia(former) | 39.0 | 38.0 | 52.3 | 43.8 | 52.0 | 64.4 | 85.7 | 50.9 | 62.2 | 81.1 | 87.7 | 70.2 | تشيكوسلوفاكيا (سابقا) |
| Hungary | 36.6 | 24.3 | 45.4 | 43.5 | 28.2 | 31.5 | 32.9 | | | | 26.0 | 27.7 | هنغاريا |
| Poland | 16.2 | 23.3 | 45.9 | 39.1 | | 19.0 | 20.9 | | | | 11.2 | 15.6 | بولندا |
| Rumania | 91.9 | 66.1 | 93.2 | 70.5 | 99.2 | 63.0 | 124.5 | 86.6 | 94.7 | 64.6 | 61.5 | 47.8 | رومانيا |
| USSR (former) | | | | | | | | | | | | | الاتحاد السوفيتى (سابقا) |
| USSR-Europe (former) | | | | | | | | 102.9 | 82.6 | 119.0 | 285.9 | 240.4 | الاتحاد السوفيتى-اروپا (سابقا) |
| AMERICA | | | | | | | | | | | | | امريكا |
| Dev'ped Economies | 129.6 | 114.5 | 148.7 | 109.3 | 114.8 | 195.4 | 369.1 | 511.1 | 591.6 | 814.2 | 879.1 | 744.3 | البلدان المتقدمة النمو |
| Canada | 12.7 | 8.3 | 12.8 | 6.4 | 6.8 | 13.6 | 27.3 | | 33.0 | 43.2 | 55.2 | 59.6 | كندا |
| U.S.A | 116.9 | 106.2 | 135.9 | 102.9 | 108.0 | 181.8 | 341.8 | 511.1 | 558.6 | 771.0 | 824.0 | 684.7 | الولايات المتحدة |
| Dev'ing Economies | 50.3 | 48.8 | 52.3 | 24.8 | 31.5 | 59.6 | 72.1 | 688.4 | 84.1 | 96.4 | 125.4 | 130.4 | بلدان نامية |
| L.A.I.A | 50.3 | 48.8 | 52.3 | 24.8 | 31.5 | 59.6 | 72.1 | 688.4 | 84.1 | 96.4 | 119.0 | 123.5 | رابطة الامم المتعددة المتكامل |
| Argentina | 21.2 | 7.4 | 2.8 | 1.8 | 3.1 | 12.7 | 13.9 | | | | 35.7 | 36.5 | الارجنتين |
| Brazil | 27.8 | 40.2 | 47.4 | 20.3 | 26.0 | 42.1 | 53.5 | 688.4 | 84.1 | 96.4 | 76.6 | 75.7 | البرازيل |
| Others | 1.3 | 1.2 | 2.1 | 2.7 | 2.4 | 4.8 | 4.7 | | | | 6.8 | 11.3 | غيرها |
| Other America | | | | | | | | | | | 6.4 | 7.0 | بلدان امريكا اخرى |
| Cuba | | | | | | | | | | | 11.1 | 1.8 | كوبا |
| OCEANIA | | | | | | | | | | | | | اوكلانيا |
| Dev'ped Economies | 1.3 | 4.9 | 4.2 | 1.5 | 1.6 | 3.8 | 2.9 | | 9.0 | 10.8 | 23.0 | 44.3 | بلدان المتقدمة النمو |
| Australia | 0.6 | 2.9 | 1.2 | 0.6 | 0.8 | 2.6 | 2.2 | | 9.0 | 10.8 | 21.1 | 42.0 | استراليا |
| New Zealand | 0.7 | 2.0 | 3.0 | 0.9 | 0.8 | 1.2 | 0.7 | | | | 1.9 | 2.3 | نيوزيلندا |
| Dev'ing Economies | | | | | | | | | | | | | بلدان نامية |
| ASIA | | | | | | | | | | | | | آسيا |
| Dev'ped Economies Japan | 79.0 | 59.4 | 85.6 | 77.8 | 98.3 | 118.3 | 150.4 | 190.2 | 254.3 | 287.3 | 292.4 | 302.1 | البلدان المتقدمة النمو اليابان |

III-1-6 (Cont'd)
 واردات لبنان حسب اقسام اللدات والكتل الاقتصادية خلال الفترة 1986-1997
 Imports of Lebanon by Main Countries & Economic Groupings During the Period 1986-1997

| Ma US \$ | 1986 | 1987 | 1988 | 1989 | 1990 | 1991 | 1992 | 1993 | 1994 | 1995 | 1996 | 1997 | |
|----------------------|-------|-------|-------|-------|-------|---------|---------|---------|---------|---------|---------|---------|-------------------------------|
| Dev'ing Economies | 423.3 | 506.7 | 545.4 | 668.7 | 886.9 | 1,209.6 | 1,283.9 | 1,400.0 | 1,327.2 | 1,806.2 | 1,517.8 | 1,593.0 | البلدان المتقدمة |
| ESCWA Countries | 109.2 | 110.3 | 173.3 | 275.6 | 427.1 | 477.7 | 600.7 | 396.9 | 438.1 | 498.8 | 552.7 | 619.4 | دول الاسكوا |
| Asia (non-ESCWA) | 314.1 | 396.4 | 372.1 | 393.1 | 459.8 | 731.9 | 683.2 | 1,003.1 | 889.1 | 1,307.4 | 965.1 | 973.6 | آسيا (باستثناء دول الاسكوا) |
| China | 23.9 | 21.5 | 31.6 | 28.6 | 31.6 | 51.7 | 68.2 | 153.0 | 186.1 | 239.4 | 219.9 | 237.9 | الصين |
| Hong Kong | 28.7 | 36.6 | 57.6 | 47.8 | 66.5 | 98.8 | 105.5 | | 83.1 | 88.1 | 14.6 | 14.2 | هونغ كونغ |
| India | 0.6 | 0.8 | 1.4 | 1.1 | 1.7 | 9.5 | 10.5 | | | | 36.8 | 36.4 | الهند |
| Iran | | | | | | | | | | | 35.0 | 29.2 | ايران |
| Pakistan | 2.7 | 2.7 | 3.3 | 2.2 | 3.0 | 4.2 | 7.0 | | | | 10.9 | 12.4 | باكستان |
| Turkey | 149.6 | 164.8 | 40.2 | 84.7 | 55.7 | 99.5 | 56.2 | 76.0 | 132.1 | 154.2 | 172.9 | 153.6 | تركيا |
| Korea | 16.0 | 32.3 | 58.2 | 34.0 | 63.7 | 96.1 | 70.9 | 65.4 | 115.0 | 144.7 | 134.1 | 55.3 | كوريا |
| ASEAN | 19.6 | 53.7 | 72.8 | 66.1 | 73.3 | 134.3 | 134.1 | | 50.3 | 67.8 | 180.6 | 192.0 | مجموعة دول جنوب شرق آسيا |
| Indonesia | 1.0 | 0.8 | 5.6 | 4.7 | 3.9 | 13.4 | 13.3 | | 21.3 | 30.8 | 40.7 | 47.6 | الاندونيسيا |
| Malaysia | 2.3 | 3.1 | 4.5 | 3.0 | 5.7 | 17.9 | 11.1 | | | | 38.0 | 42.9 | ماليزيا |
| Philippines | 0.8 | 0.7 | 1.1 | 1.5 | 0.9 | 2.3 | 2.5 | | | | 4.8 | 4.1 | الفلبين |
| Singapore | 12.1 | 41.5 | 41.8 | 29.1 | 34.7 | 49.6 | 54.5 | | | | 32.2 | 24.9 | سنغافورة |
| Thailand | 3.4 | 7.6 | 19.8 | 27.8 | 28.1 | 51.1 | 52.7 | | | | 65.0 | 72.5 | تايلاند |
| Others | 73.0 | 84.0 | 107.0 | 128.6 | 164.3 | 237.8 | 230.8 | 630.9 | 322.5 | 613.2 | 160.2 | 242.6 | غيرها |
| AFRICA | | | | | | | | | | | | | الافريقيا |
| Dev'ped Eco S Africa | - | - | - | - | - | - | - | - | - | - | - | - | البلدان المتقدمة جنوب افريقيا |
| Dev'ing Economies | 5.7 | 7.7 | 9.7 | 9.6 | 13.8 | 19.7 | 21.7 | 12.8 | 52.1 | 78.3 | 96.5 | 99.2 | بلدان التنمية |
| Arab Countries (1) | 5.3 | 6.6 | 8.3 | 8.0 | 11.9 | 16.8 | 18.3 | 11.7 | 47.3 | 69.5 | 78.7 | 71.9 | البلدان العربية (1) |
| Algeria | | | | | | | | | | | 2.9 | 1.7 | الجزائر |
| Libya | | | | | | | | 11.7 | 25.3 | 36.9 | 39.2 | 32.5 | ليبيا |
| Morocco | 1.2 | 0.6 | 1.6 | 0.9 | 2.5 | 2.7 | 3.0 | | 6.8 | 8.5 | 13.1 | 9.6 | المغرب |
| Sudan | 3.6 | 5.5 | 5.7 | 6.9 | 8.0 | 8.8 | 9.6 | | 11.8 | 18.2 | 15.8 | 16.8 | السودان |
| Tunisia | 0.5 | 0.5 | 1.0 | 0.2 | 1.4 | 5.3 | 5.7 | | 3.4 | 5.8 | 7.5 | 9.6 | تونس |
| others | | | | | | | | | | | 0.2 | 1.6 | غيرها |
| Other Africa | 0.4 | 1.1 | 1.4 | 1.6 | 1.9 | 2.9 | 3.4 | 1.1 | 4.8 | 8.8 | 17.8 | 27.3 | البلدان افريقية الاخرى |
| Kenya | | 0.3 | 0.1 | 0.1 | 0.1 | 0.1 | 0.1 | | | | | 1.8 | كينيا |
| Tanzania | | | | | | | | | | | | 0.0 | تنزانيا |
| Others | 0.4 | 0.8 | 1.3 | 1.5 | 1.8 | 2.8 | 3.3 | 1.1 | 4.8 | 8.8 | 17.8 | 25.5 | غيرها |

(1) Except Egypt which was included in the item "ESCWA countries"

(*) ما عدا مصر التي ادرجت تحت بند دول الاسكوا

III-1-7(Cont'd)
 واردات عمان حسب أهم البلدان والكتل الاقتصادية خلال الفترة ١٩٨٦-١٩٩٧
 Imports of Oman by Main Countries & Economic Groupings During the Period 1986-1997

مليون دولار أمريكي

| Min US \$ | 1986 | 1987 | 1988 | 1989 | 1990 | 1991 | 1992 | 1993 | 1994 | 1995 | 1996 | 1997 | |
|------------------------------------|---------|---------|---------|---------|---------|---------|---------|---------|---------|---------|---------|---------|------------------------------------|
| World | 2,384 0 | 1,822 1 | 2,201 1 | 2,257 6 | 2,681 3 | 3,189 9 | 3,772 7 | 4,114 0 | 3,915 0 | 4,248 5 | 4,577 6 | 5,025 9 | العالم |
| Developed Countries | 1,658 2 | 1,178 0 | 1,395 3 | 1,366 3 | 1,629 3 | 1,896 6 | 2,216 1 | 2,315 9 | 2,139 1 | 2,331 2 | 2,488 5 | 2,740 7 | البلدان المتقدمة النمو |
| Developing Countries & Territories | 725 8 | 644 1 | 805 8 | 891 3 | 1,052 0 | 1,293 3 | 1,556 6 | 1,798 1 | 1,775 9 | 1,917 3 | 2,089 1 | 2,285 2 | البلدان والاقاليم النامية والبلدان |
| EUROPE | | | | | | | | | | | | | أوروبا |
| Dev'ped Economies | 1,069 4 | 716 6 | 763 3 | 728 0 | 849 1 | 919 4 | 980 6 | 941 1 | 976 1 | 1,233 2 | 1,223 2 | 1,336 1 | البلدان المتقدمة النمو |
| European Union, of which | 1,028 4 | 687 8 | 720 5 | 669 2 | 781 2 | 878 9 | 926 7 | 903 2 | 929 0 | 1,176 7 | 1,148 2 | 1,271 1 | الاتحاد الأوروبي، ومنها |
| Belgium & Luxemb | 24 5 | 13 8 | 20 0 | 19 6 | 21 8 | 26 2 | 32 6 | 26 1 | 23 6 | 52 5 | 44 1 | 55 3 | لبنكوكسمبورج |
| Denmark | 18 2 | 16 5 | 17 3 | 17 8 | 16 5 | 23 9 | 23 8 | 25 7 | 24 3 | 29 1 | 26 8 | 29 3 | الدنمارك |
| France | 85 0 | 65 6 | 76 2 | 75 5 | 115 3 | 104 7 | 116 3 | 102 1 | 106 0 | 163 8 | 155 3 | 145 2 | فرنسا |
| Germany | | | | | | 166 9 | 200 6 | 181 5 | 192 1 | 215 6 | 236 0 | 267 0 | ألمانيا |
| F.R. of Germany (former) | 213 9 | 146 4 | 114 0 | 124 0 | 130 0 | | | | | | | | ألمانيا الغربية سابقا |
| D.R. of Germany (former) | - | - | 0 4 | 1 0 | 1 7 | | | | | | | | ألمانيا الشرقية سابقا |
| Greece | 4 7 | 4 1 | 2 8 | 2 2 | 2 3 | 4 7 | 2 8 | 4 2 | 1 9 | 2 7 | 2 5 | 2 6 | اليونان |
| Ireland | 7 5 | 5 1 | 6 0 | 6 0 | 5 8 | 5 3 | 5 9 | 8 8 | 7 6 | 12 2 | 16 4 | 14 9 | أيرلندا |
| Italy | 77 6 | 45 2 | 90 2 | 46 7 | 44 1 | 57 8 | 58 0 | 73 3 | 74 2 | 82 0 | 109 2 | 211 2 | إيطاليا |
| Netherlands | 95 3 | 82 0 | 63 6 | 71 5 | 91 1 | 125 5 | 118 3 | 87 7 | 101 1 | 105 9 | 90 3 | 83 5 | هولندا |
| Portugal | 2 1 | 0 7 | 1 0 | 0 7 | 0 6 | 0 7 | 1 3 | 1 4 | 0 9 | 1 2 | 1 7 | 1 3 | البرتغال |
| Spain | 21 9 | 15 0 | 13 3 | 14 9 | 11 8 | 11 7 | 12 6 | 11 8 | 14 1 | 18 4 | 22 7 | 25 5 | إسبانيا |
| United Kingdom | 427 8 | 268 0 | 292 3 | 263 3 | 308 3 | 320 7 | 319 8 | 343 2 | 346 2 | 444 7 | 403 8 | 371 5 | المملكة المتحدة |
| Austria | 8 1 | 5 4 | 6 7 | 7 4 | 7 4 | 7 6 | 10 3 | 12 2 | 9 5 | 12 1 | 8 3 | 13 1 | النمسا |
| Sweden | 41 8 | 20 0 | 16 7 | 18 6 | 24 5 | 23 3 | 24 4 | 25 2 | 27 4 | 36 4 | 31 1 | 50 7 | السويد |
| EFTA | 41 0 | 28 8 | 42 8 | 58 8 | 67 9 | 40 5 | 53 9 | 38 0 | 47 1 | 56 5 | 74 9 | 65 0 | المنطقة الأوروبية المتقدمة النمو |
| Norway | 5 9 | 5 2 | 3 2 | 2 8 | 13 8 | 2 4 | 3 7 | 3 0 | 3 1 | 3 5 | 2 4 | 3 3 | النرويج |
| Switzerland | 22 7 | 17 8 | 35 3 | 52 7 | 47 8 | 26 2 | 41 2 | 27 0 | 33 7 | 40 9 | 61 4 | 48 6 | سويسرا |
| Others | 12 4 | 5 8 | 4 3 | 3 3 | 6 3 | 11 9 | 9 0 | 8 0 | 10 3 | 12 1 | 11 2 | 13 1 | غيرها |

III-1-7(Cont'd)
 وزيادات على حسب أهم البلدان والتكثيف الاقتصادي خلال الفترة 1986-1997
 Imports of Oman by Main Countries & Economic Groupings During the Period 1986-1997

مليون دولار أمريكي

| | 1986 | 1987 | 1988 | 1989 | 1990 | 1991 | 1992 | 1993 | 1994 | 1995 | 1996 | 1997 | |
|--------------------------|------|------|------|------|------|------|------|------|------|------|------|------|----------------------------------|
| Dev'ing Eco +Former USSR | 25 | 49 | 60 | 94 | 140 | 81 | 54 | 63 | 177 | 126 | 94 | 172 | البلدان الشرقية + السوفييت سابقا |
| Yugoslavia (former) | 25 | 31 | 40 | 32 | 86 | 22 | 16 | 15 | 10 | 25 | 27 | 16 | يوغوسلافيا (سابقا) |
| Bulgaria | - | - | - | - | 01 | 01 | 01 | 02 | 125 | 44 | 40 | 07 | بلغاريا |
| Czechoslovakia(former) | - | 01 | 01 | 03 | 05 | 14 | 09 | 04 | 03 | 06 | 04 | 35 | تشيكوسلوفاكيا (سابقا) |
| Hungary | - | 15 | 04 | 05 | 07 | 10 | 15 | 14 | 17 | 10 | 06 | 09 | هنغاريا |
| Poland | - | - | 01 | 02 | 03 | 04 | 03 | 02 | 15 | 12 | 03 | 09 | بولندا |
| Rumania | - | 02 | 10 | 13 | 13 | - | - | 07 | 06 | 13 | 11 | 06 | رومانيا |
| USSR (former) | - | - | 04 | 39 | 25 | 30 | 10 | 20 | 01 | 16 | 04 | 90 | الاتحاد السوفيتي (سابقا) |
| USSR-Europe (former) | - | - | - | - | - | - | - | - | - | - | - | - | الاتحاد السوفيتي-أوروبا (سابقا) |
| AMERICA | | | | | | | | | | | | | أمريكا |
| Dev'ped Economies | 1860 | 1255 | 1988 | 2019 | 2538 | 2507 | 2722 | 3720 | 2733 | 2982 | 3566 | 4200 | البلدان المتقدمة النمو |
| Canada | 49 | 34 | 53 | 111 | 61 | 68 | 152 | 402 | 95 | 221 | 112 | 164 | كندا |
| U S A | 1811 | 1221 | 1935 | 1908 | 2477 | 2439 | 2570 | 3318 | 2638 | 2761 | 3454 | 4036 | الولايات المتحدة |
| Dev'ing Economies | 153 | 122 | 195 | 157 | 102 | 168 | 183 | 269 | 245 | 440 | 871 | 674 | البلدان النامية |
| LATA | 148 | 95 | 159 | 121 | 88 | 140 | 143 | 254 | 220 | 423 | 857 | 665 | رابطة أمريكا اللاتينية للتبادل |
| Argentina | 01 | 31 | 02 | 31 | 16 | 57 | 38 | 109 | 77 | 173 | 266 | 195 | الأرجنتين |
| Brazil | 114 | 43 | 91 | 62 | 32 | 30 | 63 | 35 | 51 | 106 | 143 | 134 | البرازيل |
| Others | 33 | 21 | 66 | 28 | 40 | 54 | 42 | 110 | 93 | 145 | 447 | 335 | غيرها |
| Other America | 05 | 27 | 36 | 36 | 14 | 28 | 40 | 15 | 24 | 16 | 15 | 09 | بلدان أمريكا أخرى |
| Cuba | | | | | | | | | | | | 00 | كوبا |
| OCEANIA | | | | | | | | | | | | | أوقيانوسيا |
| Dev'ped Economies | 600 | 585 | 630 | 820 | 710 | 726 | 864 | 1431 | 993 | 1255 | 1181 | 1448 | البلدان المتقدمة النمو |
| Australia | 483 | 478 | 502 | 663 | 592 | 598 | 749 | 1322 | 873 | 1144 | 1062 | 1334 | أستراليا |
| New Zealand | 117 | 107 | 128 | 157 | 118 | 128 | 115 | 109 | 119 | 112 | 120 | 114 | نيوزيلندا |
| Dev'ing Economies | 07 | 03 | 04 | 06 | 01 | 10 | 02 | 01 | - | - | - | - | البلدان النامية |
| ASIA | | | | | | | | | | | | | آسيا |
| Dev'ped Economies Japan | 3428 | 2774 | 3702 | 3544 | 4554 | 6540 | 8769 | 8597 | 7790 | 6700 | 7865 | 8313 | البلدان المتقدمة النمو اليابان |

III-1-7(Cont'd)

١٩٩٧-١٩٨٦ الفترة خلال الاقتصادية حلال البلدان والنقل الاقتصادية حلال

واردات عمان حسب ام البلدان و الاقتصادي حلال Main Countries & Economic Groupings During the Period 1986-1997

مليون دولار امريكي

| Ma US \$ | 1986 | 1987 | 1988 | 1989 | 1990 | 1991 | 1992 | 1993 | 1994 | 1995 | 1996 | 1997 | | |
|----------------------|-------|-------|-------|-------|---------|---------|---------|---------|---------|---------|---------|---------|---------------------------------|------------------------------|
| Developing Economies | 703.2 | 624.5 | 776.5 | 862.6 | 1,017.6 | 1,262.0 | 1,527.5 | 1,760.0 | 1,728.3 | 1,851.8 | 1,985.2 | 2,188.6 | البلدان النامية | |
| ESCWVA Countries | 487.3 | 432.4 | 512.5 | 631.5 | 729.2 | 936.3 | 1,178.9 | 1,344.2 | 1,274.5 | 1,230.9 | 1,294.6 | 1,473.1 | دول الامم المتحدة | |
| Asia (non-ESCWVA) | 215.9 | 192.1 | 264.0 | 231.1 | 288.4 | 325.7 | 348.6 | 415.8 | 453.9 | 621.0 | 690.6 | 715.5 | آسيا (ما عدا دول الامم المتحدة) | |
| China | 9.9 | 8.4 | 9.1 | 10.7 | 11.1 | 13.4 | 16.5 | 19.3 | 20.7 | 38.1 | 38.4 | 50.2 | الصين | |
| Hong Kong | 8.2 | 6.3 | 8.7 | 8.7 | 13.5 | 16.8 | 20.3 | 15.0 | 17.5 | 18.9 | 20.9 | 17.2 | هونغ كونغ | |
| India | 53.4 | 67.6 | 81.7 | 62.3 | 75.4 | 86.5 | 95.6 | 105.9 | 122.1 | 141.4 | 181.9 | 171.8 | الهند | |
| Iran | 0.1 | 0.2 | 0.2 | 0.3 | - | 0.2 | 1.4 | 2.5 | 9.5 | 30.7 | 29.0 | 32.9 | ايران | |
| Pakistan | 21.9 | 6.6 | 18.0 | 15.2 | 17.4 | 31.5 | 23.9 | 39.1 | 26.2 | 33.2 | 40.0 | 51.3 | باكستان | |
| Turkey | 2.6 | 2.6 | 9.8 | 7.7 | 10.5 | 2.5 | 13.5 | 11.1 | 14.8 | 19.0 | 21.8 | 18.2 | تركيا | |
| Korea | 16.0 | 16.0 | 29.3 | 26.7 | 25.7 | 32.7 | 50.9 | 76.3 | 50.8 | 109.0 | 153.2 | 118.9 | كوريا | |
| ASEAN | 48.6 | 61.9 | 83.6 | 76.5 | 100.3 | 112.1 | 94.7 | 107.2 | 157.0 | 190.9 | 165.3 | 208.2 | منظمة دول جنوب شرقي آسيا | |
| Indonesia | 4.0 | 4.0 | 9.1 | 7.5 | 5.7 | 10.1 | 8.9 | 15.9 | 36.1 | 66.2 | 30.8 | 32.0 | اندونيسيا | |
| Malaysia | 13.9 | 13.9 | 23.7 | 20.6 | 25.3 | 33.1 | 32.7 | 37.1 | 72.4 | 53.1 | 65.0 | 79.3 | ماليزيا | |
| Philippines | 1.9 | 1.9 | 2.0 | 1.4 | 1.3 | 2.0 | 2.1 | 2.1 | 2.3 | 11.1 | 10.2 | 2.5 | الفلبين | |
| Singapore | 36.2 | 30.3 | 31.1 | 31.6 | 50.7 | 43.3 | 26.0 | 31.1 | 30.2 | 36.2 | 33.2 | 61.3 | سنغافورة | |
| Thailand | 12.4 | 11.8 | 17.7 | 15.4 | 17.4 | 23.6 | 25.0 | 21.1 | 16.0 | 24.2 | 26.2 | 33.1 | تايلاند | |
| Others | 73.8 | 22.5 | 23.6 | 23.0 | 34.5 | 30.1 | 31.8 | 39.4 | 35.2 | 39.7 | 40.1 | 46.7 | غيرها | |
| AFRICA | | | | | | | | | | | | | | |
| Develop Eco S Africa | - | - | - | - | - | - | - | - | - | 11.5 | 4.3 | 4.1 | 8.5 | البلدان النامية جنوب افريقيا |
| Developing Economies | 4.1 | 2.2 | 3.4 | 3.0 | 10.1 | 5.4 | 5.2 | 4.7 | 5.4 | 8.8 | 7.4 | 12.0 | البلدان النامية | |
| Arab Countries (1) | 0.5 | 0.5 | 0.5 | 0.5 | 0.8 | 1.5 | 1.2 | 2.3 | 1.4 | 4.6 | 3.6 | 8.6 | البلدان العربية (١) | |
| Algeria | | | | | | | | | | | | | الجزائر | |
| Libya | | | | | | | | 1.5 | | | | | ليبيا | |
| Morocco | | | | | | 0.2 | 0.2 | | | 0.1 | 0.1 | 0.2 | المغرب | |
| Sudan | | | | | | - | 0.1 | | | 0.1 | 0.4 | 0.5 | السودان | |
| Tunisia | | | | | | 1.0 | 0.5 | 0.7 | | 0.5 | 1.0 | 0.9 | تونس | |
| others | 0.5 | 0.5 | 0.5 | 0.5 | 0.8 | 0.3 | 0.4 | 0.1 | 0.7 | 1.9 | 2.1 | 5.1 | غيرها | |
| Other Africa | 3.6 | 1.7 | 2.9 | 2.5 | 9.3 | 3.9 | 4.0 | 2.4 | 4.0 | 4.3 | 3.8 | 3.4 | البلدان الافريقية الاخرى | |
| Kenya | 1.2 | 1.1 | 0.9 | 0.5 | 3.1 | 1.3 | 2.4 | 0.5 | 0.4 | 0.7 | 0.9 | 0.6 | كينيا | |
| Tanzania | 2.0 | 0.1 | 0.3 | - | 4.9 | 0.4 | 0.2 | 0.1 | 1.6 | 1.7 | 0.9 | 0.5 | تنزانيا | |
| Others | 0.4 | 0.5 | 1.7 | 2.0 | 1.3 | 2.2 | 1.4 | 1.8 | 2.0 | 1.9 | 2.0 | 2.3 | غيرها | |

(١) Except Egypt which was included in the item "ESCWVA countries"

(٢) ما عدا مصر التي ادرجتها تحت بند دول الامم المتحدة

III-1-8(Cont'd)
 واردات قطر حسب أهم البلدان و التكتل الاقتصادية خلال الفترة 1986-1997
 Imports of Qatar by Main Countries & Economic Groupings During the Period 1986-1997

مليون دولار أمريكي

| Main US \$ | 1986 | 1987 | 1988 | 1989 | 1990 | 1991 | 1992 | 1993 | 1994 | 1995 | 1996 | 1997 | |
|------------------------------------|---------|---------|---------|---------|---------|---------|---------|---------|---------|---------|---------|---------|-------------------------------------|
| World | 1 098 6 | 1,133 9 | 1,267 3 | 1,326 2 | 1,695 1 | 1,720 4 | 2,016 1 | 2,045 9 | 2,082 5 | 3,676 9 | 3,103 7 | 3 594 5 | العالم |
| Developed Countries | 818 7 | 835 8 | 891 0 | 950 9 | 1,218 8 | 1,208 7 | 1,399 6 | 1,336 5 | 1,308 8 | 2 782 4 | 2,194 0 | 2,520 8 | البلدان المتقدمة النمو |
| Developing Countries & Territories | 279 9 | 298 1 | 376 3 | 375 3 | 476 3 | 511 7 | 616 5 | 709 4 | 773 7 | 894 5 | 909 7 | 1 073 7 | البلدان والاقاليم النامية والاريقيا |
| EUROPE | | | | | | | | | | | | | |
| Developed Economies | 525 7 | 482 4 | 503 8 | 541 2 | 761 0 | 704 3 | 790 3 | 713 3 | 753 1 | 1,882 8 | 1,480 2 | 1,493 1 | البلدان المتقدمة النمو |
| European Union, of which | 504 3 | 464 7 | 486 1 | 526 6 | 734 9 | 672 2 | 762 3 | 677 3 | 704 8 | 1,734 3 | 1,425 7 | 1,446 8 | الاتحاد الاوروبي، ومنها |
| Belgium & Luxemb | 12 3 | 12 6 | 14 9 | 17 3 | 18 1 | 43 8 | 30 1 | 27 3 | 28 0 | 33 2 | 19 8 | 44 2 | لوكسمبورج وبلجيكا |
| Denmark | 20 3 | 17 6 | 14 8 | 15 2 | 17 3 | 14 2 | 12 7 | 14 6 | 15 6 | 22 2 | 16 6 | 16 3 | الدنمارك |
| France | 56 6 | 48 5 | 50 5 | 62 0 | 79 8 | 89 1 | 111 2 | 70 1 | 82 1 | 273 9 | 256 5 | 289 7 | فرنسا |
| Germany | | | | | | 147 0 | 146 2 | 163 3 | 138 6 | 404 8 | 235 3 | 274 4 | ألمانيا |
| F R of Germany (former) | 105 3 | 81 1 | 100 2 | 96 2 | 130 9 | | | | | | | | ألمانيا الاتحادية سابقا |
| D R of Germany (former) | 0 2 | 1 2 | 2 0 | 0 3 | 0 2 | | | | | | | | ألمانيا الديمقراطية سابقا |
| Greece | 6 6 | 4 3 | 8 1 | 4 9 | 5 9 | 3 3 | 2 3 | 4 4 | 4 1 | 4 0 | 4 8 | 7 6 | اليونان |
| Ireland | 2 5 | 2 9 | 3 3 | 3 5 | 4 1 | | 5 4 | 7 3 | 7 8 | 9 8 | 14 1 | 11 0 | أيرلندا |
| Italy | 58 6 | 56 0 | 54 3 | 103 3 | 158 7 | 97 1 | 132 3 | 92 6 | 90 4 | 391 6 | 336 2 | 232 3 | إيطاليا |
| Netherlands | 28 3 | 28 0 | 31 7 | 35 0 | 33 9 | 35 9 | 55 9 | 49 6 | 62 4 | 124 6 | 87 8 | 59 9 | هولندا |
| Portugal | 0 2 | 0 3 | 0 2 | 0 3 | 1 1 | | 0 5 | 0 8 | 0 6 | 3 1 | 1 4 | 2 3 | البرتغال |
| Spain | 8 8 | 12 2 | 11 4 | 10 3 | 15 7 | 18 2 | 13 9 | 17 9 | 25 2 | 39 3 | 39 0 | 48 3 | إسبانيا |
| United Kingdom | 181 1 | 181 7 | 175 3 | 154 5 | 246 0 | 203 3 | 225 6 | 210 5 | 214 2 | 374 2 | 367 9 | 375 8 | المملكة المتحدة |
| Austria | 7 2 | 5 0 | 8 3 | 5 0 | 6 1 | 6 3 | 8 0 | 9 2 | 9 5 | 12 2 | 17 4 | 18 7 | النمسا |
| Sweden | 16 3 | 13 3 | 11 1 | 18 8 | 17 1 | 14 0 | 18 2 | 9 9 | 26 2 | 41 4 | 28 8 | 66 4 | السويد |
| EFTA | 21 4 | 17 7 | 17 7 | 14 6 | 26 1 | 32 1 | 28 0 | 36 0 | 48 3 | 148 5 | 54 5 | 46 2 | الاربعاء الأوروبية للتجارة الحرة |
| Norway | 2 5 | 3 2 | 2 5 | 1 9 | 4 2 | 4 8 | 2 2 | 2 4 | 2 7 | 46 6 | 5 2 | 8 4 | النرويج |
| Switzerland | 17 9 | 13 3 | 14 4 | 11 8 | 21 2 | 20 8 | 23 4 | 29 3 | 42 9 | 88 6 | 43 1 | 31 7 | سويسرا |
| Others | 1 0 | 1 2 | 0 8 | 0 9 | 0 7 | 6 5 | 2 4 | 4 3 | 2 7 | 13 3 | 6 2 | 6 2 | غيرها |

III-1-8(Cont'd)
 واردات قطر حسب ايم اللد و التل الاقتصادية خلال العرة 1986-1997
 Imports of Qatar by Main Countries & Economic Groupings During the Period 1986-1997

مليون دولار أمريكي

| | 1986 | 1987 | 1988 | 1989 | 1990 | 1991 | 1992 | 1993 | 1994 | 1995 | 1996 | 1997 | |
|----------------------------------|-------|-------|-------|-------|-------|-------|-------|-------|-------|-------|-------|-------|---|
| Dev'ing Eco + Former USSR | 10.2 | 6.7 | 11.8 | 9.7 | 15.0 | 7.7 | 20.9 | 19.4 | 29.6 | 25.0 | 31.1 | 31.1 | اللدان اللدلة + ا السوفيتي سابقا |
| Yugoslavia (former) | 7.6 | 3.2 | 7.8 | 4.8 | 9.5 | 3.3 | 11.7 | 1.3 | 0.7 | 2.9 | 0.2 | 0.9 | يوغوسلافيا (سابقا) |
| Bulgaria | - | - | 0.1 | 0.1 | 0.1 | 0.1 | 0.1 | 0.1 | 0.4 | 0.3 | 0.3 | 0.2 | بلغاريا |
| Czechoslovakia(former) | 0.2 | 0.6 | 0.2 | 0.5 | 0.8 | 0.7 | 0.8 | 1.1 | 1.7 | 1.9 | 6.2 | 3.6 | تشيكوسلوفاكيا (سابقا) |
| Hungary | 1.9 | 1.7 | 1.4 | 0.9 | 1.5 | 1.5 | 2.2 | 2.0 | 2.2 | 5.8 | 2.5 | 1.3 | هنغاريا |
| Poland | 0.1 | 0.3 | 0.9 | 0.4 | 0.8 | 0.4 | 1.1 | 1.2 | 1.3 | 1.2 | 1.2 | 1.2 | بولندا |
| Rumania (former) | 0.4 | 0.4 | 0.6 | 1.3 | 1.0 | 0.3 | 0.2 | 0.9 | 0.6 | 1.2 | 1.67 | 1.74 | رومانيا |
| USSR | 0.2 | 0.5 | 0.8 | 1.7 | 1.3 | 1.4 | 1.4 | 4.8 | 12.7 | 11.7 | 3.9 | 6.4 | الاتحاد السوفيتي (سابقا) الاتحاد السوفيتي-أوروبا (سابقا) |
| AMERICA | | | | | | | | | | | | | أمريكا |
| Dev'ped Economies | 69.0 | 137.8 | 122.9 | 121.3 | 165.2 | 206.7 | 246.2 | 242.8 | 232.4 | 434.2 | 364.1 | 538.9 | اللدان المتقدمة اللدو |
| Canada | 4.1 | 2.9 | 5.0 | 4.3 | 4.6 | 6.7 | 15.8 | 4.5 | 11.4 | 14.9 | 18.2 | 30.7 | كندا |
| U S A | 64.9 | 134.9 | 117.9 | 117.0 | 160.6 | 200.0 | 230.4 | 238.2 | 221.0 | 419.3 | 345.9 | 508.2 | الولايات المتحدة |
| Dev'ing Economies | 24.2 | 27.7 | 41.4 | 40.9 | 36.5 | 43.3 | 46.3 | 32.5 | 44.5 | 51.7 | 70.6 | 92.1 | اللدان اللدلة |
| LATA | 23.8 | 27.1 | 40.7 | 40.1 | 35.6 | 42.1 | 45.3 | 27.8 | 39.9 | 50.5 | 70.1 | 91.3 | اللة أمريكا اللاتينية المتكامل |
| Argentina | 0.1 | - | 0.2 | 4.6 | 4.0 | 8.8 | 7.1 | 2.0 | 2.4 | 4.7 | 14.8 | 13.5 | الارجنتين |
| Brazil | 21.6 | 24.6 | 34.9 | 29.4 | 27.2 | 28.8 | 34.0 | 24.2 | 32.7 | 33.2 | 43.5 | 47.2 | البرازيل |
| Others | 2.1 | 2.5 | 5.6 | 6.1 | 4.4 | 4.5 | 4.2 | 1.5 | 4.9 | 12.5 | 11.7 | 30.6 | أخرى |
| Other America | 0.4 | 0.6 | 0.7 | 0.8 | 0.9 | 1.2 | 1.0 | 4.7 | 4.6 | 1.2 | 0.5 | 0.8 | اللدان الأمريكية الأخرى |
| Cuba | | | | | | | | 0.1 | 0.1 | 0.1 | 0.1 | 0.1 | كوبا |
| OCEANIA | | | | | | | | | | | | | أوقيانيا |
| Dev'ed Economies | 37.2 | 30.3 | 41.2 | 39.5 | 44.2 | 63.5 | 48.5 | 44.6 | 44.5 | 45.8 | 51.0 | 53.8 | اللدان المتقدمة اللدو |
| Australia | 35.1 | 28.1 | 38.7 | 35.3 | 41.4 | 59.7 | 44.6 | 41.2 | 41.1 | 42.8 | 47.0 | 49.6 | أستراليا |
| New Zealand | 2.1 | 2.2 | 2.5 | 4.2 | 2.8 | 3.7 | 3.9 | 3.4 | 3.3 | 3.0 | 3.9 | 4.2 | نيوزيلندا |
| Dev'ing Countries | 32.0 | 25.9 | 33.1 | 0.6 | 0.6 | - | - | - | - | - | - | - | اللدان اللدلة في أوقيانيا |
| ASIA | | | | | | | | | | | | | آسيا |
| Dev'ped Economies Japan | 186.8 | 185.3 | 223.1 | 248.9 | 248.4 | 234.2 | 314.6 | 335.8 | 278.9 | 411.1 | 289.2 | 427.2 | اللدان المتقدمة اللدو اليابان |

III-1-8(Cont'd)
 واردات قطر حسب أهم البلدان والفئات الاقتصادية خلال الفترة 1986-1997
 Imports of Qatar by Main Countries & Economic Groupings During the Period 1986-1997

مليون دولار أمريكي

| Mn US \$ | 1986 | 1987 | 1988 | 1989 | 1990 | 1991 | 1992 | 1993 | 1994 | 1995 | 1996 | 1997 | |
|------------------------|-------|-------|-------|-------|-------|-------|-------|-------|-------|-------|-------|-------|------------------------------|
| Developing Economies | 211.8 | 235.4 | 287.6 | 319.7 | 418.4 | 455.3 | 542.8 | 650.9 | 604.8 | 812.7 | 802.3 | 946.4 | |
| ESCWA Countries | 91.0 | 98.3 | 126.9 | 146.6 | 200.0 | 223.9 | 278.0 | 350.7 | 346.2 | 411.7 | 421.2 | 523.5 | البلدان النامية |
| Asia (non-ESCWA) | 120.8 | 137.1 | 160.7 | 173.1 | 218.4 | 231.4 | 264.8 | 300.2 | 348.6 | 401.0 | 381.1 | 422.9 | آسيا (بما عدا دول الإسكوا) |
| China | 6.2 | 13.8 | 11.8 | 13.0 | 16.7 | 22.0 | 24.7 | 29.3 | 30.6 | 39.8 | 53.6 | 60.5 | الصين |
| Hong Kong | 5.3 | 4.4 | 4.4 | 6.5 | 8.0 | 12.1 | 6.2 | 9.1 | 28.4 | 13.3 | 9.7 | 9.3 | هونغ كونغ |
| India | 19.6 | 17.4 | 19.6 | 22.2 | 30.2 | 30.3 | 39.2 | 58.3 | 68.3 | 70.5 | 65.3 | 66.1 | الهند |
| Iran | 1.4 | 3.0 | 3.9 | 5.1 | 7.4 | 14.2 | 17.3 | 16.9 | 23.7 | 25.4 | 17.5 | 16.4 | إيران |
| Pakistan | 13.5 | 10.1 | 12.2 | 13.8 | 17.1 | 15.2 | 13.8 | 14.0 | 18.9 | 17.8 | 22.8 | 27.2 | باكستان |
| Turkey | 13.8 | 16.7 | 13.6 | 7.6 | 8.7 | 7.5 | 8.3 | 10.7 | 10.3 | 8.5 | 12.0 | 18.3 | تركيا |
| Korea | 12.5 | 16.6 | 21.1 | 25.0 | 24.2 | 27.8 | 36.9 | 39.1 | 41.7 | 79.1 | 52.6 | 68.6 | كوريا |
| ASEAN | 21.0 | 31.8 | 45.0 | 51.5 | 73.4 | 67.9 | 82.6 | 83.1 | 90.7 | 116.3 | 113.2 | 121.6 | مجموعة دول حوضي شرق آسيا |
| Indonesia | 2.2 | 4.7 | 4.7 | 4.9 | 6.3 | 10.2 | 18.1 | 20.3 | 23.6 | 34.5 | 29.6 | 38.9 | إندونيسيا |
| Malaysia | 3.3 | 8.1 | 8.1 | 10.9 | 15.0 | 10.1 | 12.7 | 18.5 | 27.3 | 26.6 | 27.5 | 32.6 | ماليزيا |
| Philippines | 4.1 | 4.0 | 4.0 | 4.0 | 4.6 | 3.6 | 3.9 | 5.1 | 5.1 | 4.7 | 4.3 | 7.2 | الفلبين |
| Singapore | 14.5 | 14.5 | 18.6 | 22.6 | 33.8 | 25.1 | 28.5 | 20.9 | 16.6 | 29.3 | 27.5 | 24.9 | سنغافورة |
| Thailand | 6.5 | 7.7 | 9.6 | 9.1 | 13.7 | 18.9 | 19.4 | 18.3 | 18.0 | 21.2 | 24.4 | 18.1 | تايلاند |
| Others | 27.5 | 23.3 | 29.1 | 28.5 | 32.8 | 34.4 | 35.8 | 39.6 | 36.0 | 30.2 | 34.3 | 34.9 | أخرى |
| AFRICA | | | | | | | | | | | | | أفريقيا |
| Develop. Eco. S Africa | - | - | - | - | - | - | - | - | - | 8.5 | 9.5 | 7.8 | البلدان النامية جنوب إفريقيا |
| Developing Economies | 1.7 | 2.4 | 2.4 | 4.4 | 5.8 | 5.4 | 6.5 | 6.7 | 4.8 | 5.1 | 5.7 | 4.1 | البلدان النامية |
| Arab Countries (1) | 0.5 | 0.7 | 0.4 | 1.6 | 2.2 | 1.8 | 2.3 | 1.9 | 2.0 | 3.3 | 4.9 | 3.6 | البلدان العربية (1) |
| Algeria | | | | | | | | | | 0.1 | 0.0 | 0.0 | الجزائر |
| Libya | | | | | | | | | | 0.0 | 0.0 | 0.0 | ليبيا |
| Morocco | 0.1 | 0.2 | 0.1 | 0.3 | 0.2 | 0.1 | 0.3 | 0.2 | 0.5 | 0.9 | 0.4 | 0.4 | المغرب |
| Sudan | - | 0.1 | 0.1 | 0.1 | 0.1 | 0.3 | 0.6 | 1.1 | 0.4 | 1.0 | 2.1 | 1.4 | السودان |
| Tunisia | | | | | | 0.4 | 0.5 | 0.4 | 0.6 | 0.7 | 1.4 | 0.8 | تونس |
| Others | 0.4 | 0.4 | 0.2 | 1.2 | 1.9 | 1.0 | 0.9 | 0.2 | 0.5 | 0.7 | 1.0 | 1.0 | أخرى |
| Other Africa | 1.2 | 1.7 | 2.0 | 2.8 | 3.6 | 3.6 | 4.2 | 4.7 | 2.8 | 1.8 | 0.8 | 0.6 | بلدان إفريقيا الأخرى |
| Kenya | 0.6 | 0.4 | 0.3 | 0.2 | 0.2 | 1.2 | 0.5 | - | - | 0.4 | 0.3 | 0.1 | كينيا |
| Tanzania | | | | | | | | | | 0.0 | 0.0 | 0.0 | تنزانيا |
| Others | 0.6 | 1.3 | 1.7 | 2.6 | 3.4 | 2.4 | 3.7 | 4.6 | 2.7 | 1.4 | 0.5 | 0.5 | أخرى |

(1) Except Egypt which was included in the item "ESCWA countries"

(1) ما عدا مصر التي أدرجت تحت بند دول الإسكوا

III-1-9(Cont'd)

واردات السعودية حسب اعم التملك والى الاقتصادية خلال الفترة ١٩٨٦-١٩٩٧

Imports of Saudi Arabia by Main Countries & Economic Groupings During the Period 1986-1997

مليون دولار أمريكي

| Min US \$ | 1986 | 1987 | 1988 | 1989 | 1990 | 1991 | 1992 | 1993 | 1994 | 1995 | 1996 | |
|-----------------------------------|----------|----------|----------|----------|----------|----------|----------|----------|----------|----------|----------|--------------------------------|
| World | 19,112.7 | 20,109.6 | 21,782.6 | 21,152.0 | 24,068.7 | 29,071.8 | 37,932.9 | 28,201.9 | 23,342.6 | 28,087.4 | 27,764.9 | العالم |
| Developed Countries & Territories | 14,528.2 | 14,975.7 | 15,836.0 | 15,745.9 | 18,565.1 | 22,632.2 | 29,831.8 | 21,109.2 | 17,529.8 | 20,523.2 | 20,006.6 | البلدان والاقاليم المتقدمة |
| Not classified | 4,384.5 | 5,133.9 | 5,946.6 | 5,406.1 | 5,503.6 | 6,439.6 | 8,101.1 | 7,092.7 | 5,812.7 | 7,484.5 | 7,661.2 | غير مصنفة |
| EUROPE | | | | | | | | | | | | أوروبا |
| Dev'ped Economies | 7,708.4 | 7,945.7 | 8,362.4 | 8,425.1 | 10,307.7 | 12,134.0 | 15,982.1 | 11,134.9 | 9,094.3 | 11,304.9 | 10,933.0 | البلدان المتقدمة السمر |
| European Union, of which | 7,247.5 | 7,338.4 | 7,735.0 | 7,292.2 | 8,641.2 | 10,590.9 | 14,950.3 | 9,944.9 | 8,007.5 | 9,748.5 | 9,437.2 | الاتحاد الأوروبي، ومنها |
| Belgium & Luxemb | 338.5 | 344.5 | 412.2 | 307.7 | 422.5 | 553.9 | 1,043.3 | 539.5 | 454.7 | 517.8 | 567.7 | بلجيكا ولوكسمبورج |
| Denemark | 124.9 | 154.2 | 169.4 | 157.1 | 184.7 | 211.5 | 277.1 | 121.1 | 122.1 | 295.1 | 233.6 | الدنمارك |
| France | 1,077.4 | 1,059.1 | 1,137.3 | 910.6 | 954.2 | 1,165.8 | 1,991.5 | 1,161.3 | 1,016.4 | 1,340.2 | 1,151.6 | فرنسا |
| Germany | | | | | | 2,274.9 | 2,984.0 | 1,977.4 | 1,935.0 | 2,209.1 | 2,082.3 | ألمانيا |
| F R of Germany (former) | 1,551.8 | 1,555.9 | 1,574.6 | 1,324.1 | 1,774.3 | | | | | | | ألمانيا الاتحادية سابقا |
| D R of Germany (former) | 5.2 | 8.0 | 8.8 | 9.3 | 11.9 | | | | | | | ألمانيا الديمقراطية سابقا |
| Greece | 125.1 | 119.7 | 104.1 | 97.2 | 92.3 | 102.4 | 139.8 | 96.4 | 64.7 | 79.1 | 72.0 | اليونان |
| Ireland | 60.0 | 78.0 | 83.8 | 51.1 | 110.8 | 132.2 | 179.3 | 99.6 | 82.1 | 184.3 | 158.8 | أيرلندا |
| Italy | 1,399.3 | 1,373.9 | 1,406.2 | 1,209.8 | 1,116.3 | 1,342.7 | 2,199.2 | 1,427.3 | 1,099.2 | 1,233.8 | 1,308.6 | إيطاليا |
| Netherlands | 460.0 | 440.2 | 483.3 | 434.9 | 543.8 | 560.9 | 804.3 | 486.6 | 406.0 | 529.5 | 472.6 | هولندا |
| portugal | 16.0 | 14.8 | 17.6 | 12.8 | 19.3 | 20.1 | 33.6 | 27.7 | 25.9 | 24.5 | 28.4 | البرتغال |
| Spain | 328.3 | 303.9 | 322.3 | 271.4 | 262.8 | 369.7 | 506.7 | 328.2 | 353.4 | 414.1 | 377.6 | إسبانيا |
| United Kingdom | 1,390.8 | 1,561.3 | 1,587.9 | 2,153.3 | 2,718.9 | 3,275.4 | 3,969.5 | 3,112.0 | 1,975.9 | 2,377.5 | 2,492.5 | المملكة المتحدة |
| Austria | 153.4 | 102.9 | 165.4 | 85.6 | 117.3 | 198.8 | 336.5 | 176.7 | 132.3 | 144.6 | 147.8 | النمسا |
| Sweden | 216.8 | 222.0 | 262.1 | 267.3 | 312.1 | 382.6 | 485.5 | 391.1 | 339.9 | 399.0 | 343.9 | السويد |
| EFTA | 460.9 | 607.3 | 627.4 | 1,132.9 | 1,666.5 | 1,543.1 | 1,031.8 | 1,190.0 | 1,086.8 | 1,556.4 | 1,495.8 | الاتحاد الأوروبي للتجارة الحرة |
| Norway | 27.5 | 24.6 | 19.8 | 22.1 | 15.5 | 29.1 | 66.9 | 27.3 | 25.0 | 31.3 | 46.5 | النرويج |
| Switzerland | 377.7 | 498.3 | 503.7 | 1,058.4 | 1,583.2 | 1,410.3 | 853.1 | 1,043.3 | 970.5 | 1,388.1 | 1,296.7 | سويسرا |

III-1-9(Cont'd)

بيانات السعودية حسب أهم البلدان الاقتصادية خلال الفترة 1986-1997

Imports of Saudi Arabia by Main Countries & Economic Groupings During the Period 1986-1997

Min US \$

مليون دولار أمريكي

| | 1986 | 1987 | 1988 | 1989 | 1990 | 1991 | 1992 | 1993 | 1994 | 1995 | 1996 | 1997 | |
|-------------------------|---------|---------|---------|---------|---------|---------|---------|---------|---------|---------|---------|------|-------------------------------------|
| Others | 557 | 844 | 1039 | 524 | 678 | 1037 | 1118 | 1194 | 913 | 1370 | 1526 | | غيرها |
| Dev'ing Eco+Former USSR | 1609 | 1583 | 2893 | 2697 | 2543 | 2926 | 2732 | 1860 | 1412 | 4248 | 3780 | | البلدان السابقة + ا. السوفييت سابقا |
| Yugoslavia (former) | 429 | 413 | 872 | 461 | 377 | 345 | 379 | 165 | 99 | 155 | 130 | | يوغوسلافيا (سابقا) |
| Bulgaria | 68 | 64 | 151 | 285 | 269 | 212 | 233 | 161 | 133 | 248 | 86 | | بلغاريا |
| Czechoslovakia(former) | 255 | 219 | 394 | 339 | 421 | 811 | 397 | 434 | 186 | 188 | 184 | | تشيكوسلوفاكيا (سابقا) |
| Hungary | 202 | 147 | 421 | 595 | 418 | 302 | 283 | 188 | 179 | 351 | 262 | | هنغاريا |
| Poland | 211 | 247 | 315 | 274 | 345 | 392 | 431 | 305 | 278 | 540 | 486 | | بولندا |
| Rumania | 228 | 283 | 448 | 486 | 234 | 241 | 324 | 218 | 334 | 414 | 450 | | رومانيا |
| USSR (former) | 216 | 210 | 292 | 257 | 479 | 623 | 685 | 390 | 204 | 2352 | 2183 | | الاتحاد السوفييتي (سابقا) |
| USSR-Europe (former) | | | | | | | | | | | | | الاتحاد السوفييتي-أوروبا (سابقا) |
| AMERICA | | | | | | | | | | | | | أمريكا |
| Dev'ped Economies | 3,452.4 | 3,234.9 | 3,680.1 | 4,062.6 | 4,193.7 | 6,146.1 | 8,139.2 | 6,119.7 | 5,374.7 | 6,358.2 | 6,477.1 | | البلدان المتقدمة النمو |
| Canada | 1169 | 1664 | 1408 | 2197 | 1718 | 2708 | 2595 | 3182 | 3929 | 3147 | 3969 | | كندا |
| U S A | 3,335.5 | 3,068.5 | 3,539.3 | 3,842.9 | 4,021.9 | 5,875.3 | 7,879.7 | 5,801.5 | 4,981.9 | 6,043.6 | 6,080.3 | | الولايات المتحدة |
| Dev'ing Economies | 292.5 | 303.2 | 426.7 | 345.9 | 388.7 | 575.3 | 726.6 | 672.9 | 374.4 | 653.5 | 683.8 | | البلدان النامية |
| L.A.I.A | 2369 | 2476 | 3801 | 3172 | 3489 | 5373 | 6576 | 6254 | 3544 | 6086 | 6453 | | منطقة أمريكا اللاتينية المتكاملة |
| Argentina | 84 | 43 | 135 | 76 | 159 | 290 | 319 | 498 | 66 | 433 | 370 | | الأرجنتين |
| Brazil | 2005 | 2068 | 2763 | 2365 | 2519 | 3828 | 5042 | 4919 | 2742 | 4432 | 4754 | | البرازيل |
| Others | 280 | 365 | 903 | 731 | 811 | 1255 | 1215 | 837 | 736 | 1221 | 1329 | | غيرها |
| Other America | 556 | 556 | 466 | 287 | 398 | 380 | 690 | 475 | 200 | 449 | 385 | | بلدان أمريكا أخرى |
| Cuba | 12 | 02 | 04 | 65 | 09 | 29 | 02 | 02 | - | 01 | 05 | | كوبا |
| OCEANIA | | | | | | | | | | | | | أوقيانوسيا |
| Dev'ped Economies | 3618 | 3250 | 3103 | 2440 | 3749 | 3696 | 3837 | 2961 | 2649 | 2963 | 4387 | | البلدان المتقدمة النمو |
| Australia | 3099 | 2701 | 2412 | 2055 | 2887 | 2795 | 2466 | 1662 | 2025 | 2146 | 3373 | | أستراليا |
| New Zealand | 519 | 549 | 691 | 385 | 862 | 901 | 1371 | 1299 | 624 | 817 | 1013 | | نيوزيلندا |
| Dev'ing Economies | 958 | 908 | 1083 | 881 | 722 | 912 | 830 | - | - | - | - | | البلدان النامية |
| ASIA | | | | | | | | | | | | | آسيا |

III-1-9(Cont'd)

واردات السعودية حسب أهم البلدان والفئات الاقتصادية خلال الفترة ١٩٨٦-١٩٩٧

Imports of Saudi Arabia by Main Countries & Economic Groupings During the Period 1986-1997

Min US \$

مليون دولار أمريكي

| | 1986 | 1987 | 1988 | 1989 | 1990 | 1991 | 1992 | 1993 | 1994 | 1995 | 1996 | 1997 | |
|-------------------------|---------|---------|---------|---------|---------|---------|---------|---------|---------|---------|---------|------|-------------------------------------|
| Dev'ped Economies Japan | 3,005.6 | 3,470.1 | 3,483.2 | 3,014.2 | 3,688.8 | 3,982.5 | 5,326.8 | 3,558.5 | 2,742.4 | 2,486.5 | 1,953.0 | | البلدان المتقدمة النمو اليابان |
| Dev'ing Economies | 3,828.4 | 4,379.3 | 4,836.8 | 4,518.4 | 4,412.5 | 5,111.4 | 6,459.8 | 5,861.3 | 4,949.0 | 5,903.2 | 6,139.9 | | البلدان النامية في آسيا |
| ESCSWA Countries | 657.7 | 680.2 | 885.0 | 962.2 | 914.2 | 952.7 | 1,077.4 | 1,277.9 | 1,219.2 | 1,359.0 | 1,597.3 | | دول الإسكوا |
| Asia (non-ESCSWA) | 3,170.7 | 3,699.1 | 3,951.8 | 3,556.2 | 3,498.3 | 4,158.7 | 5,382.4 | 4,583.5 | 3,729.7 | 4,544.2 | 4,542.6 | | آسيا (ما عدا دول الإسكوا) |
| China | 224.4 | 312.7 | 386.1 | 400.9 | 445.3 | 626.2 | 488.7 | 1,119.3 | 503.5 | 1,175.6 | 1,268.0 | | الصين |
| Hong Kong | 168.3 | 179.6 | 184.4 | 153.3 | 125.5 | 133.5 | 568.0 | 147.4 | 79.4 | 83.8 | 57.0 | | هونغ كونغ |
| India | 214.7 | 229.8 | 225.7 | 270.8 | 263.6 | 290.5 | 319.6 | 514.8 | 421.3 | 509.7 | 598.3 | | الهند |
| Iran | 18.0 | 29.4 | 3.9 | 1.4 | 0.2 | 0.5 | 0.6 | 35.1 | 71.4 | 59.5 | 58.7 | | إيران |
| Pakistan | 136.4 | 130.5 | 124.2 | 89.6 | 104.8 | 158.5 | 347.2 | 187.4 | 106.9 | 153.7 | 242.1 | | باكستان |
| Turkey | 332.2 | 330.4 | 358.5 | 381.1 | 298.1 | 351.5 | 441.0 | 610.2 | 460.9 | 420.2 | 299.9 | | تركيا |
| Korea | 784.7 | 979.4 | 1,027.9 | 842.2 | 790.3 | 859.7 | 1,034.8 | 801.7 | 696.5 | 882.1 | 785.0 | | كوريا |
| ASEAN | 445.3 | 533.6 | 841.8 | 754.1 | 843.9 | 1,075.3 | 1,517.5 | 1,031.8 | 833.0 | 1,169.0 | 1,140.1 | | منظمة دول جنوب شرقي آسيا |
| Indonesia | 62.1 | 74.3 | 166.4 | 156.3 | 211.6 | 308.1 | 504.5 | 348.9 | 265.2 | 385.3 | 411.9 | | إندونيسيا |
| Malaysia | | | 108.2 | 97.6 | 127.8 | 185.3 | 292.2 | 191.8 | 193.6 | 274.7 | 240.9 | | ماليزيا |
| Philippines | | | 35.9 | 36.4 | 42.5 | 39.5 | 48.0 | 52.4 | 58.1 | 90.8 | 59.2 | | الفلبين |
| Singapore | 206.1 | 201.4 | 220.6 | 170.1 | 189.3 | 226.9 | 250.0 | 161.8 | 112.0 | 132.3 | 102.6 | | سنغافورة |
| Thailand | 177.1 | 257.9 | 310.7 | 293.7 | 222.7 | 315.5 | 422.8 | 276.9 | 204.1 | 285.9 | 325.5 | | تايلاند |
| Others | 846.7 | 973.7 | 799.3 | 662.8 | 626.7 | 663.0 | 665.0 | 135.7 | 556.8 | 90.5 | 93.5 | | غيرها |
| AFRICA | | | | | | | | | | | | | أفريقيا |
| Dev'ped Eco S Africa | - | - | - | - | - | - | - | - | - | - | - | - | البلدان المتقدمة النمو جنوب أفريقيا |
| Dev'ing Economies | 206.9 | 202.3 | 285.5 | 184.0 | 375.9 | 369.1 | 558.5 | 372.4 | 348.2 | 503.0 | 459.5 | | البلدان النامية |
| Arab Countries (1) | 133.6 | 116.1 | 166.9 | 114.9 | 211.4 | 231.5 | 301.2 | 222.6 | 204.7 | 263.8 | 285.8 | | البلدان العربية (١) |
| Algeria | 0.2 | 0.7 | 4.1 | 4.3 | 1.7 | 0.4 | 0.4 | 0.1 | - | - | 0.1 | | الجزائر |
| Libya | - | - | - | - | - | - | - | 0.1 | - | - | 0.8 | 1.2 | ليبيا |
| Morocco | 21.8 | 27.0 | 79.1 | 41.1 | 120.2 | 144.2 | 158.6 | 53.4 | 61.9 | 54.1 | 57.0 | | المغرب |
| Sudan | 40.4 | 17.8 | 36.1 | 27.2 | 43.9 | 33.5 | 36.9 | 74.9 | 55.8 | 92.3 | 105.4 | | السودان |
| Tunisia | 6.9 | 4.3 | 5.0 | 7.7 | 5.7 | 23.9 | 72.8 | 25.8 | 9.6 | 14.4 | 23.2 | | تونس |
| Others | 64.3 | 66.3 | 42.6 | 34.6 | 39.9 | 29.5 | 32.5 | 68.3 | 77.5 | 102.3 | 98.9 | | غيرها |
| Other Africa | 73.3 | 86.2 | 118.6 | 69.1 | 164.5 | 137.6 | 257.3 | 149.9 | 143.5 | 239.2 | 173.7 | | بلدان أفريقيا الأخرى |
| Kenya | 31.9 | 23.1 | 14.1 | 3.6 | 13.6 | 18.5 | 20.3 | 5.7 | 5.1 | 10.7 | 6.7 | | كينيا |
| Tanzania | 2.1 | 2.7 | 1.1 | 4.7 | 9.8 | 2.2 | 2.0 | 4.3 | 0.4 | 7.7 | 3.5 | | تنزانيا |
| Others | 39.3 | 60.4 | 103.4 | 60.8 | 141.1 | 116.9 | 235.0 | 139.9 | 138.0 | 220.8 | 163.6 | | غيرها |

(1) Except Egypt which was included in the item "ESCSWA countries"

(١) ما عدا مصر التي أدرجت تحت بند دول الإسكوا

III-1-10

واردات سوريا حسب اهم البلدان والقطر الاقتصادية خلال الفترة ١٩٨٦ - ١٩٩٧

Imports of Syria by Main Countries & Economic Groupings During the Period 1986-1997

مليون دولار أمريكي

| Mn US \$ | 1986 | 1987 | 1988 | 1989 | 1990 | 1991 | 1992 | 1993 | 1994 | 1995 | 1996 | 1997 | |
|------------------------------------|---------|---------|---------|---------|---------|---------|---------|---------|---------|---------|---------|---------|---------------------------------|
| World | 2 718 3 | 2 479 7 | 2 229 0 | 2 097 2 | 2 399 2 | 2 745 0 | 3 490 1 | 4 130 5 | 5 455 5 | 4 698 3 | 5 367 6 | 4 018 8 | العالَم |
| Developing Countries & Territories | 1 444 8 | 1 366 2 | 1 353 4 | 1 244 7 | 1 446 2 | 1 561 0 | 1 969 9 | 2 275 5 | 2 863 5 | 2 186 6 | 2 477 8 | 1 742 8 | البلدان النامية والاقليم النامي |
| EUROPE | 1 273 5 | 1 113 5 | 875 6 | 852 5 | 953 0 | 1 184 0 | 1 520 2 | 1 855 0 | 2 591 9 | 2 511 7 | 2 889 8 | 2 275 9 | الاروپا |
| Dev'ped Economies | 1 185 9 | 1 140 7 | 952 4 | 986 2 | 1 099 8 | 1 165 3 | 1 396 1 | 1 654 4 | 1 978 6 | 1 647 5 | 1 791 0 | 1 314 4 | البلدان المتقدمة النمو |
| European Union, of which | 1 144 6 | 1 043 1 | 897 3 | 949 4 | 1 065 3 | 1 124 8 | 1 351 2 | 1 609 9 | 1 912 0 | 1 584 9 | 1 733 4 | 1 272 3 | الاتحاد الاوروبي ومعه |
| Belgium & Luxemb | 60 4 | 41 0 | 59 8 | 83 3 | 79 5 | 94 7 | 110 8 | 139 8 | 153 0 | 144 7 | 145 7 | 137 6 | لبلجيكا ولوكسمبورج |
| Denmark | 12 6 | 10 2 | 6 9 | 12 5 | 11 3 | 23 1 | 12 5 | 11 7 | 12 7 | 12 3 | 13 0 | 14 7 | الدنمارك |
| France | 238 6 | 243 4 | 235 2 | 239 1 | 305 2 | 186 2 | 220 9 | 292 5 | 270 1 | 164 8 | 317 9 | 159 7 | فرنسا |
| Germany | | | | | | 278 8 | 356 9 | 420 4 | 464 7 | 489 6 | 431 9 | 327 2 | ألمانيا |
| F R of Germany (former) | 249 4 | 203 1 | 179 1 | 222 3 | 215 1 | | | | | | | | ألمانيا الاتحادية سابقا |
| D R of Germany (former) | 44 6 | 81 7 | 27 2 | 14 2 | 15 6 | | | | | | | | ألمانيا الديمقراطية سابقا |
| Greece | 37 9 | 39 9 | 36 0 | 23 8 | 28 9 | 38 1 | 27 3 | 34 8 | 33 6 | 28 4 | 46 0 | 39 5 | اليونان |
| Ireland | 6 9 | 2 4 | 1 4 | 1 9 | 4 3 | 2 4 | 3 5 | 4 5 | 5 2 | 3 1 | 4 2 | 4 3 | ايرلندا |
| Italy | 229 0 | 167 5 | 138 2 | 147 8 | 152 8 | 201 1 | 285 8 | 339 4 | 473 3 | 354 9 | 359 4 | 291 2 | إيطاليا |
| Netherlands | 59 1 | 55 4 | 47 1 | 45 9 | 56 9 | 70 7 | 101 3 | 110 2 | 114 3 | 105 8 | 100 6 | 81 1 | هولندا |
| portugal | 5 8 | 4 3 | 3 8 | 0 5 | 1 9 | 2 5 | 2 3 | 1 9 | 5 9 | 2 5 | 6 6 | 2 1 | البرتغال |
| Spain | 49 4 | 45 2 | 47 7 | 37 2 | 43 0 | 49 2 | 39 5 | 54 2 | 76 2 | 62 9 | 72 0 | 67 2 | إسبانيا |
| United Kingdom | 82 1 | 64 4 | 51 5 | 61 1 | 63 4 | 72 2 | 102 9 | 110 9 | 194 5 | 119 9 | 145 2 | 97 4 | المملكة المتحدة |
| Austria | 46 3 | 56 7 | 39 5 | 31 7 | 40 5 | 44 1 | 42 9 | 43 1 | 48 6 | 42 3 | 54 7 | 25 0 | النمسا |
| Sweden | 22 5 | 27 9 | 23 9 | 28 1 | 46 9 | 61 8 | 44 6 | 46 3 | 59 8 | 53 7 | 36 2 | 25 3 | السويد |
| EFTA | 41 3 | 97 6 | 55 1 | 36 8 | 34 5 | 40 5 | 44 9 | 44 5 | 66 6 | 62 6 | 57 6 | 42 0 | الاتحاد الأوروبي للفترة السابقة |
| Norway | 1 7 | 3 1 | 1 5 | 2 6 | 2 2 | 1 1 | 1 1 | 3 3 | 4 5 | 4 8 | 3 8 | 2 6 | النرويج |
| Switzerland | 30 7 | 83 5 | 34 1 | 21 3 | 18 4 | 19 2 | 28 4 | 24 9 | 46 6 | 26 2 | 40 7 | 22 7 | سويسرا |
| Others | 8 9 | 11 0 | 19 5 | 12 9 | 13 9 | 20 2 | 15 4 | 16 3 | 15 6 | 31 6 | 13 1 | 16 7 | غيرها |

III-1-10

واردات سوريا حسب ام البلدان والكتل الاقتصادية خلال الفترة ١٩٨٦ - ١٩٩٧

Imports of Syria by Main Countries & Economic Groupings During the Period 1986-1997

مليون دولار امريكى

| | 1986 | 1987 | 1988 | 1989 | 1990 | 1991 | 1992 | 1993 | 1994 | 1995 | 1996 | 1997 | |
|---------------------------------|-------|-------|-------|-------|-------|-------|-------|-------|-------|-------|-------|-------|------------------------------------|
| Dev'ing Eco +Former USSR | 459.0 | 357.2 | 365.7 | 238.0 | 238.7 | 349.8 | 510.3 | 609.6 | 592.6 | 511.4 | 824.7 | 565.5 | البلدان السابقة + االسوفييت سابقا |
| Yugoslavia (former) | 10.0 | 18.0 | 15.6 | 24.7 | 39.2 | 59.8 | 20.5 | 15.3 | 13.0 | 5.0 | 7.3 | 6.4 | يوغوسلافيا (سابقا) |
| Bulgaria | 16.3 | 14.4 | 34.1 | 24.0 | 38.9 | 77.2 | 149.4 | 118.7 | 108.0 | 57.4 | 107.8 | 40.4 | بلغاريا |
| Czechoslovakia(former) | 45.3 | 18.9 | 16.7 | 18.1 | 19.3 | 33.6 | 55.3 | 63.3 | 96.5 | 91.5 | 74.6 | 35.6 | تشيكوسلوفاكيا (سابقا) |
| Hungary | 25.4 | 28.6 | 42.3 | 26.8 | 22.6 | 25.5 | 31.8 | 45.6 | 27.4 | 19.6 | 27.2 | 19.0 | هنغاريا |
| Poland | 9.1 | 11.3 | 8.7 | 12.1 | 28.6 | 42.5 | 28.4 | 36.1 | 23.7 | 9.0 | 19.3 | 18.3 | بولندا |
| Rumania (former) | 77.2 | 60.0 | 56.4 | 39.7 | 21.8 | 74.1 | 151.3 | 185.3 | 209.9 | 180.5 | 180.5 | 143.6 | رومانيا |
| USSR | 275.7 | 206.0 | 191.9 | 92.6 | 68.3 | 37.2 | 73.6 | 0.0 | 0.0 | 0.0 | 407.9 | 302.2 | الاتحاد السوفييتى (سابقا) |
| USSR Europe (former) | | | | | | | | | | | | | الاتحاد السوفييتى - اوروبا (سابقا) |
| AMERICA | | | | | | | | | | | | | امريكا |
| Dev'ped Economies | 123.7 | 141.8 | 149.8 | 169.2 | 265.9 | 270.6 | 226.4 | 279.3 | 331.7 | 330.4 | 417.8 | 274.6 | البلدان المتقدمة النمو |
| Canada | 3.6 | 11.1 | 8.0 | 3.6 | 8.2 | 11.5 | 12.9 | 13.3 | 17.5 | 12.3 | 29.0 | 14.4 | كندا |
| U S A | 120.1 | 130.7 | 141.8 | 165.6 | 257.7 | 259.1 | 213.5 | 266.0 | 314.1 | 318.1 | 388.8 | 260.2 | الولايات المتحدة |
| Dev'ing Economies | 104.1 | 46.7 | 37.6 | 41.8 | 77.4 | 105.9 | 104.7 | 117.8 | 147.6 | 116.0 | 188.1 | 152.8 | البلدان النامية |
| LATA | 92.4 | 30.2 | 25.6 | 26.1 | 53.0 | 82.9 | 85.2 | 103.0 | 135.2 | 111.1 | 169.2 | 150.3 | واسطة البورصة الاقتصادية للتكامل |
| Argentina | 54.6 | 7.4 | 5.2 | 11.5 | 34.2 | 44.4 | 31.5 | 43.4 | 64.0 | 39.9 | 83.5 | 93.3 | الارجنتين |
| Brazil | 37.2 | 18.9 | 18.6 | 13.7 | 12.3 | 38.4 | 53.7 | 59.5 | 71.2 | 71.2 | 85.7 | 57.0 | البرازيل |
| Others | 0.6 | 3.9 | 1.8 | 0.9 | 6.5 | 0.1 | - | 0.0 | 0.0 | 0.0 | - | - | غيرها |
| Other America | 11.7 | 16.5 | 12.0 | 15.7 | 24.4 | 23.0 | 19.5 | 14.8 | 12.4 | 4.9 | 18.9 | 2.5 | بلدان امريكا اخرى |
| Cuba | 11.0 | 15.7 | 11.0 | 15.3 | 21.9 | 22.6 | 19.4 | 14.8 | 12.4 | 4.9 | 18.9 | 2.5 | كوبا |
| OCEANIA | | | | | | | | | | | | | اوقيانيا |
| Dev'ped Economies | 10.4 | 8.2 | 1.8 | 1.6 | 1.2 | - | - | 4.2 | 1.7 | 3.5 | 5.1 | 5.8 | البلدان المتقدمة النمو |
| Australia | 0.9 | 2.0 | 0.1 | 0.5 | 0.7 | - | - | 4.2 | 1.7 | 3.5 | 5.1 | 5.8 | استراليا |
| New Zealand | 9.5 | 6.2 | 1.7 | 1.1 | 0.5 | - | - | - | - | - | - | - | نيوزيلندا |
| Dev'ing Economies | 4.1 | 6.2 | - | - | 0.2 | - | - | - | - | - | - | - | البلدان النامية |
| ASIA | | | | | | | | | | | | | آسيا |
| Dev'ped Economies Japan | 124.8 | 75.5 | 249.4 | 87.7 | 79.3 | 125.1 | 347.4 | 337.6 | 551.6 | 205.2 | 263.9 | 148.1 | البلدان المتقدمة النمو اليابان |

III-1-10
واردات سوريا حسب اعم اللدان و الكتل الاقتصادية خلال الفترة ١٩٨٦ - ١٩٩٧
Imports of Syria by Main Countries & Economic Groupings During the Period 1986-1997

| Main US \$ | 1986 | 1987 | 1988 | 1989 | 1990 | 1991 | 1992 | 1993 | 1994 | 1995 | 1996 | 1997 | | |
|----------------------|-------|-------|-------|-------|-------|-------|-------|---------|---------|---------|---------|---------|---|----------|
| Developing Economies | 550.3 | 534.7 | 448.5 | 551.3 | 603.1 | 702.2 | 871.6 | 1,072.5 | 1,791.3 | 1,822.1 | 1,828.9 | 1,481.9 | البلدان النامية | |
| ESCSWA Countries | 132.1 | 104.9 | 91.6 | 97.1 | 117.4 | 114.9 | 164.6 | 201.8 | 281.1 | 304.7 | 365.7 | 269.4 | البلدان الاسكندرية | |
| Asia (non-ESCSWA) | 418.2 | 429.8 | 356.9 | 454.2 | 485.7 | 587.3 | 707.0 | 870.7 | 1,510.2 | 1,517.4 | 1,463.3 | 1,212.6 | آسيا (ما عدا دول الاسكندرية) | |
| China | 37.2 | 29.8 | 29.3 | 29.7 | 41.3 | 56.3 | 93.2 | 93.7 | 199.8 | 180.4 | 160.5 | 144.5 | الصين | |
| Hong Kong | 4.6 | 3.8 | 2.5 | 1.3 | 1.3 | 1.2 | 2.7 | 3.0 | 3.4 | 2.4 | 2.7 | 1.8 | هونغ كونغ | |
| India | 4.4 | 3.2 | 5.1 | 5.2 | 11.5 | 18.6 | 26.4 | 37.6 | 31.9 | 36.5 | 53.6 | 59.3 | الهند | |
| Iran | 186.3 | 203.9 | 59.4 | 92.3 | 32.6 | 1.5 | 12.1 | 19.1 | 31.7 | 22.1 | 7.5 | 13.2 | ايران | |
| Pakistan | 0.2 | 0.5 | 0.3 | 0.4 | 1.4 | - | - | 4.0 | 13.8 | 21.7 | 3.7 | 6.5 | باكستان | |
| Turkey | 70.8 | 72.4 | 133.1 | 165.2 | 184.7 | 254.1 | 216.6 | 223.9 | 259.4 | 263.3 | 310.3 | 214.6 | تركيا | |
| Korea | 4.1 | 5.4 | 7.2 | 8.1 | 21.9 | - | - | 129.9 | 256.6 | 287.4 | 369.1 | 248.8 | كوريا | |
| ASEAN | 26.9 | 36.3 | 39.2 | 66.0 | 76.0 | - | - | 188.3 | 155.9 | 108.2 | 96.4 | 83.4 | منطقة دول حوض شرمي آسيا | |
| Indonesia | 14.6 | 14.8 | 19.2 | 27.5 | 29.5 | - | - | 103.3 | 96.9 | 0.0 | 39.5 | 39.5 | اندونيسيا | |
| Malaysia | - | - | - | 0.3 | 0.1 | - | - | 52.4 | 41.1 | 46.4 | - | - | - | ماليزيا |
| Philippines | - | - | - | - | - | - | - | - | - | - | - | - | - | الفلبين |
| Singapore | - | - | - | - | - | - | - | - | - | - | - | - | - | سنغافورة |
| Thailand | 12.3 | 21.5 | 15.8 | 36.7 | 41.6 | 255.6 | 356.0 | 32.6 | 17.9 | 61.8 | 56.9 | 43.9 | تايلاند | |
| Others | 83.7 | 74.5 | 80.8 | 86.0 | 115.0 | 356.6 | 356.0 | 171.1 | 557.8 | 595.5 | 459.4 | 440.5 | آخرون | |
| AFRICA | - | - | - | - | - | - | - | - | - | - | - | - | الافريقيا | |
| Develop Eco S Africa | - | - | - | - | - | - | - | - | - | - | - | - | البلدان النامية المتقدمة اعم جنوب افريقيا | |
| Developing Economies | 156.0 | 168.7 | 23.8 | 21.4 | 33.6 | 26.1 | 33.6 | 55.1 | 60.5 | 62.3 | 48.2 | 75.7 | البلدان النامية المتقدمة | |
| Arab Countries (1) | 152.2 | 157.7 | 23.4 | 21.0 | 32.8 | 26.1 | 33.6 | 55.1 | 60.5 | 62.3 | 48.2 | 75.7 | البلدان العربية (١) | |
| Algeria | 43.0 | 0.4 | 1.3 | - | - | 0.7 | 2.8 | 1.2 | 0.0 | 0.0 | 0.1 | 4.0 | الجزائر | |
| Libya | 100.6 | 140.1 | - | - | 3.9 | 5.4 | 5.3 | 11.1 | 12.2 | 19.1 | 9.5 | 37.9 | ليبيا | |
| Morocco | 0.1 | 0.1 | - | - | 0.4 | 0.2 | 0.2 | 8.6 | 14.0 | 22.4 | 27.2 | 25.7 | المغرب | |
| Sudan | 2.0 | 0.4 | 1.1 | 1.3 | 0.4 | 0.6 | 3.3 | 7.5 | 8.8 | 7.8 | 9.7 | 6.1 | السودان | |
| Tunisia | 6.6 | 16.7 | 20.8 | 19.6 | 28.1 | 19.1 | 22.0 | 26.7 | 25.5 | 13.0 | 1.4 | 2.0 | تونس | |
| others | - | - | 0.2 | 0.1 | - | - | - | - | - | - | 0.3 | - | آخرون | |
| Other Africa | 3.8 | 11.0 | 0.4 | 0.4 | 0.8 | - | - | - | - | - | - | - | البلدان الافريقية الاخرى | |
| Kenya | 0.5 | - | - | - | - | - | - | - | - | - | - | - | كينيا | |
| Tanzania | - | - | - | - | - | - | - | - | - | - | - | - | تانزانيا | |
| Others | 3.3 | 11.0 | 0.4 | 0.4 | 0.8 | - | - | - | - | - | 0.0 | 0.6 | آخرون | |

(1) Except Egypt which was included in the item "ESCSWA countries"

(١) ما عدا مصر التي ادرجت تحت بند دول الاسكندرية

III-1-11
واردات الإمارات العربية المتحدة حسب أهم البلدان و الكتل الاقتصادية خلال الفترة ١٩٨٦ - ١٩٩٧
Imports of U A E by Main Countries & Economic Groupings During the Period 1986-1997

| Min US \$ | 1986 | 1987 | 1988 | 1989 | 1990 | 1991 | 1992 | 1993 | 1994 | 1995 | 1996 | |
|------------------------------------|---------|---------|---------|----------|----------|----------|----------|----------|----------|----------|----------|---------------------------------------|
| World | 6,776.2 | 7,295.8 | 8,659.1 | 10,070.9 | 11,472.7 | 13,881.9 | 20,214.0 | 19,744.7 | 19,823.9 | 21,374.6 | 23,163.4 | العالم |
| Developed Countries | 4,635.1 | 4,705.4 | 5,382.5 | 5,976.4 | 6,976.9 | 8,410.1 | 11,834.0 | 11,650.8 | 11,302.1 | 11,747.3 | 12,683.8 | البلدان المتقدمة النمو |
| Developing Countries & Territories | 2,141.1 | 2,590.4 | 3,276.6 | 4,094.5 | 4,495.8 | 5,471.8 | 8,380.0 | 8,094.0 | 8,521.8 | 9,627.4 | 10,479.6 | البلدان والاقتصاد النامية الأقاليم |
| EUROPE | | | | | | | | | | | | أوروبا |
| Dev'ped Economies | 2,581.4 | 2,645.5 | 2,918.6 | 3,293.8 | 3,991.5 | 4,502.3 | 6,786.0 | 6,547.0 | 6,610.1 | 7,285.7 | 7,244.5 | البلدان المتقدمة النمو |
| European Union, of which | 2,458.2 | 2,516.4 | 2,777.6 | 3,131.3 | 3,748.7 | 4,200.4 | 6,310.0 | 6,191.5 | 6,333.0 | 6,877.2 | 6,818.2 | الاتحاد الأوروبي، ومنها |
| Belgium & Luyemb | 91.0 | 88.8 | 94.6 | 114.0 | 149.7 | 199.8 | 237.0 | 284.9 | 256.4 | 256.4 | 233.8 | البلدان كعضو في |
| Denmark | 52.8 | 58.5 | 62.4 | 25.3 | 75.9 | 85.9 | 116.0 | 101.4 | 127.6 | 127.6 | 132.4 | الدنمارك |
| France | 343.4 | 297.8 | 290.3 | 357.1 | 411.6 | 619.2 | 1,173.0 | 821.3 | 752.1 | 866.2 | 943.1 | فرنسا |
| Germany | | | | | | | | | | | | ألمانيا |
| F R of Germany (former) | 554.3 | 624.3 | 617.3 | 726.5 | 870.0 | 934.7 | 1,226.0 | 1,406.3 | 1,724.6 | 1,629.1 | 1,416.8 | ألمانيا الغربية سابقا |
| D R of Germany (former) | 5.3 | 8.6 | 14.4 | 13.5 | 18.2 | | | | | | | ألمانيا الشرقية سابقا |
| Greece | 24.0 | 31.2 | 28.1 | 7.0 | 24.0 | 28.8 | 41.0 | 40.7 | 43.6 | 43.6 | 39.5 | اليونان |
| Ireland | 14.8 | 16.1 | 18.3 | 22.6 | 30.1 | 36.9 | 42.0 | 49.9 | 64.7 | 64.7 | 68.0 | أيرلندا |
| Italy | 298.3 | 298.4 | 388.5 | 448.7 | 521.8 | 553.5 | 931.0 | 1,102.4 | 1,997.5 | 1,377.3 | 1,282.8 | إيطاليا |
| Netherlands | 188.2 | 186.8 | 192.6 | 235.7 | 257.4 | 296.6 | 415.0 | 363.6 | 382.4 | 382.4 | 397.4 | هولندا |
| portugal | 3.7 | 3.5 | 4.7 | 7.1 | 7.6 | 10.4 | 10.0 | 18.0 | 15.5 | 15.5 | 22.1 | البرتغال |
| Spain | 72.8 | 78.5 | 86.5 | 89.2 | 95.6 | 122.2 | 142.0 | 148.6 | 175.4 | 199.9 | 241.6 | إسبانيا |
| United Kingdom | 724.2 | 733.4 | 832.5 | 897.5 | 1,147.1 | 1,160.5 | 1,790.0 | 1,635.7 | 1,514.5 | 1,665.2 | 1,759.6 | المملكة المتحدة |
| Austria | 35.9 | 35.3 | 30.7 | 47.0 | 55.6 | 48.1 | 59.0 | 81.0 | 80.4 | 80.4 | 95.6 | النمسا |
| Sweden | 49.5 | 55.2 | 116.7 | 75.9 | 84.1 | 103.9 | 128.0 | 137.7 | 168.9 | 168.8 | 185.6 | السويد |
| EEFTA | 123.2 | 129.1 | 141.0 | 162.5 | 242.8 | 302.0 | 476.0 | 355.4 | 277.0 | 408.5 | 426.3 | الرابطة الأوروبية للتجارة الحرة |
| Norway | 17.2 | 16.8 | 23.6 | 26.9 | 35.3 | 31.3 | 30.0 | 32.9 | 38.7 | 38.7 | 65.7 | النرويج |
| Switzerland | 88.7 | 96.6 | 96.3 | 115.4 | 183.7 | 248.0 | 406.0 | 274.1 | 277.0 | 290.4 | 261.4 | سويسرا |
| Others | 17.3 | 15.7 | 21.1 | 20.2 | 23.8 | 22.7 | 40.0 | 48.5 | | 79.5 | 99.2 | أخرى |

III-1-11
 واردات الإمارات العربية المتحدة حسب أهم البلدان والكتل الاقتصادية خلال الفترة ١٩٨٦ - ١٩٩٧
 Imports of U.A.E. by Main Countries & Economic Groupings During the Period 1986-1997

ملحق بملف أمريكا

| Ma US \$ | 1986 | 1987 | 1988 | 1989 | 1990 | 1991 | 1992 | 1993 | 1994 | 1995 | 1996 | |
|--------------------------|--------|--------|--------|--------|--------|--------|--------|--------|---------|---------|---------|---|
| Dev'ing Eco +Former USSR | 370 | 663 | 926 | 1300 | 1343 | 1171 | 980 | 1827 | 357 | 1961 | 1977 | البلدان الشيوعية + السوفييتي سابقا |
| Yugoslavia (former) | 126 | 259 | 319 | 396 | 461 | 323 | 360 | 41 | 877 | 186 | 204 | يوغوسلافيا (سابقا) |
| Bulgaria | 29 | 61 | 68 | 38 | 32 | 57 | 37 | 37 | 877 | 69 | 91 | بلغاريا |
| Czechoslovakia(former) | 75 | 92 | 137 | 182 | 144 | 172 | 140 | 233 | 1,822.9 | 247 | 424 | تشيكوسلوفاكيا (سابقا) |
| Hungary | 57 | 116 | 108 | 173 | 213 | 182 | 200 | 200 | 1,815.9 | 178 | 133 | هنغاريا |
| Poland | 27 | 46 | 96 | 177 | 206 | 230 | 130 | 581 | 2,496.9 | 368 | 222 | بولندا |
| Rumania (former) | 44 | 63 | 126 | 269 | 118 | 117 | 140 | 193 | | 195 | 157 | رومانيا |
| USSR (former) | 12 | 26 | 72 | 65 | 170 | 90 | 210 | 54.2 | 35.7 | 71.9 | 74.6 | الاتحاد السوفيتي (سابقا) الاتحاد السوفيتي-أوروبا (سابقا) |
| USSR-Europe (former) | | | | | | | | | | | | |
| AMERICA | | | | | | | | | | | | أمريكا |
| Dev'ped Economies | 6419 | 6048 | 8394 | 9614 | 1,0849 | 1,4393 | 1,7560 | 1,8553 | 1,9106 | 1,9459 | 2,6343 | البلدان المتقدمة النمو |
| Canada | 155 | 222 | 246 | 315 | 338 | 633 | 480 | 636 | 877 | 1300 | 1374 | كندا |
| U S A | 6264 | 5826 | 8148 | 9299 | 1,0512 | 1,3760 | 1,7080 | 1,7917 | 1,822.9 | 1,815.9 | 2,496.9 | الولايات المتحدة |
| Dev'ing Economies | 744 | 780 | 1196 | 1339 | 1311 | 1633 | 1330 | 1983 | 2337 | 2253 | 2709 | البلدان النامية |
| L.A.I.A | 677 | 713 | 1077 | 1225 | 1221 | 1541 | 1330 | 1785 | 2337 | 2095 | 2582 | منطقة أمريكا اللاتينية والتكامل |
| Argentina | 01 | 03 | 57 | 76 | 63 | 102 | 100 | 168 | 877 | 189 | 263 | الأرجنتين |
| Brazil | 416 | 436 | 594 | 743 | 751 | 861 | 950 | 1021 | 1288 | 1093 | 1350 | البرازيل |
| Others | 260 | 274 | 426 | 406 | 407 | 579 | 280 | 597 | 1049 | 81.3 | 969 | غيرها |
| Other America | 67 | 67 | 119 | 114 | 90 | 92 | 197 | 197 | | 158 | 127 | بلدان أمريكا أخرى |
| Cuba | 03 | 09 | 06 | 04 | 10 | 07 | 09 | 09 | | | | كوبا |
| OCEANIA | | | | | | | | | | | | أوقيانوسيا |
| Dev'ed Economies | 2278 | 2100 | 2159 | 2747 | 2599 | 3084 | 2880 | 3154 | 2907 | 3269 | 4083 | البلدان المتقدمة للنمو |
| Australia | 2139 | 1942 | 1924 | 2517 | 2374 | 2817 | 2610 | 2900 | 2640 | 2954 | 3675 | أستراليا |
| New Zealand | 139 | 158 | 235 | 230 | 225 | 267 | 270 | 253 | 267 | 315 | 408 | نيوزيلندا |
| Dev'ing Economies | 72 | 18 | 24 | 41 | 01 | 01 | - | - | - | - | - | البلدان النامية |
| ASIA | | | | | | | | | | | | آسيا |
| Dev'ped Economies | 1,1840 | 1,2451 | 1,4086 | 1,4465 | 1,6407 | 2,1601 | 3,0040 | 2,8739 | 2,4383 | 2,1057 | 2,3155 | البلدان المتقدمة النمو |
| Japan | | | | | | | | | | | | اليابان |

III-1-11
واردات الإمارات العربية المتحدة حسب أهم البلدان والكتل الاقتصادية خلال الفترة ١٩٨٦ - ١٩٩٧
Imports of U A E by Main Countries & Economic Groupings During the Period 1986-1997

مليون دولار أمريكي

| | 1986 | 1987 | 1988 | 1989 | 1990 | 1991 | 1992 | 1993 | 1994 | 1995 | 1996 | |
|----------------------|---------|---------|---------|---------|---------|---------|---------|---------|---------|---------|---------|------------------------------|
| Developing Economies | 1,987.1 | 2,408.4 | 3,003.9 | 3,779.6 | 4,168.8 | 5,124.0 | 8,073.0 | 7,650.1 | 8,142.3 | 9,094.9 | 9,902.9 | البلدان النامية |
| ESCWVA Countries | 494.2 | 527.3 | 565.5 | 734.8 | 922.5 | 785.7 | 1,462.0 | 1,055.5 | 1,144.6 | 1,336.1 | 1,387.3 | دول الإسكوا |
| Asia (non-ESCWVA) | 1,492.9 | 1,881.1 | 2,438.4 | 3,044.8 | 3,246.4 | 4,338.3 | 6,611.0 | 6,594.7 | 6,997.7 | 7,758.7 | 8,515.6 | آسيا (ما عدا دول الإسكوا) |
| China | 144.0 | 200.9 | 278.1 | 395.8 | 572.2 | 829.6 | 597.0 | 1,261.7 | 1,401.5 | 1,656.2 | 1,886.8 | الصين |
| Hong Kong | 98.9 | 115.8 | 140.6 | 162.5 | 119.8 | 129.2 | 714.0 | 183.8 | 180.9 | 199.4 | 172.3 | هونغ كونغ |
| India | 238.4 | 238.0 | 317.6 | 419.4 | 490.3 | 648.0 | 893.0 | 1,124.0 | 1,141.4 | 1,451.8 | 1,667.0 | الهند |
| Iran | 92.9 | 146.2 | 126.5 | 154.1 | 169.1 | 228.5 | 186.0 | 286.8 | 271.6 | 292.3 | 330.9 | إيران |
| Pakistan | 98.6 | 81.3 | 124.6 | 129.4 | 140.0 | 148.8 | 399.0 | 229.8 | 178.7 | 228.5 | 257.2 | باكستان |
| Turkey | 42.6 | 57.7 | 85.4 | 120.4 | 90.7 | 84.1 | 86.0 | 153.2 | 211.1 | 208.1 | 205.9 | تركيا |
| Korea | 179.8 | 309.1 | 431.9 | 495.3 | 505.4 | 633.9 | 884.0 | 1,007.1 | 1,261.5 | 1,263.2 | 1,238.5 | كوريا |
| ASEAN | 279.2 | 424.1 | 615.7 | 821.7 | 885.7 | 1,137.3 | 1,872.0 | 1,605.2 | 1,570.9 | 1,600.4 | 1,780.9 | مجموعة دول جنوب شرق آسيا |
| Indonesia | 12.5 | 46.5 | 98.0 | 123.5 | 143.4 | 260.4 | 353.0 | 390.2 | 454.1 | 499.2 | 579.9 | إندونيسيا |
| Malaysia | 13.8 | 59.2 | 100.7 | 132.1 | 185.1 | 253.6 | 304.0 | 399.8 | 384.6 | 379.9 | 410.2 | ماليزيا |
| Philippines | 24.0 | 18.4 | 21.5 | 22.3 | 27.6 | 30.4 | 89.0 | 42.4 | 58.3 | 63.6 | 69.1 | الفلبين |
| Singapore | 109.9 | 136.0 | 196.5 | 218.9 | 215.6 | 233.9 | 731.0 | 339.2 | 289.0 | 212.5 | 233.3 | سنغافورة |
| Thailand | 119.0 | 164.0 | 199.0 | 325.0 | 314.1 | 359.0 | 395.0 | 433.5 | 384.9 | 445.1 | 488.4 | تايلاند |
| Others | 318.5 | 308.1 | 318.0 | 346.2 | 273.1 | 499.0 | 980.0 | 743.1 | 780.2 | 859.0 | 975.9 | أخرى |
| AFRICA | | | | | | | | | | | | أفريقيا |
| Develop Eco S Africa | - | - | - | - | - | - | - | 59.3 | 52.6 | 83.1 | 81.1 | البلدان النامية جنوب إفريقيا |
| Developing Economies | 35.4 | 35.9 | 58.1 | 46.9 | 61.4 | 67.3 | 76.0 | 62.9 | 110.0 | 111.1 | 108.0 | البلدان النامية |
| Arab Countries (1) | 10.3 | 15.5 | 24.5 | 23.3 | 34.0 | 29.6 | 41.0 | 18.2 | 35.4 | 43.2 | 47.2 | البلدان العربية (١) |
| Algeria | - | 2.0 | 4.6 | 0.7 | - | 0.7 | 0.2 | 0.2 | 0.4 | 0.4 | 0.3 | الجزائر |
| Libya | - | - | - | - | 2.4 | 1.4 | 1.5 | 1.5 | 0.5 | 0.5 | 0.2 | ليبيا |
| Morocco | 2.5 | 2.8 | 2.3 | 2.8 | 2.6 | 1.2 | 4.0 | 1.5 | 5.0 | 5.0 | 5.6 | المغرب |
| Sudan | 0.7 | 1.7 | 2.5 | 3.4 | 2.0 | 3.1 | 3.4 | 3.4 | 3.9 | 3.9 | 7.8 | السودان |
| Tunisia | 1.6 | 2.4 | 1.7 | 2.1 | 2.1 | 2.2 | 3.0 | 3.5 | 3.4 | 3.4 | 4.6 | تونس |
| others | 5.5 | 6.6 | 13.4 | 14.3 | 24.9 | 21.1 | 34.0 | 8.1 | 35.4 | 29.8 | 28.7 | أخرى |
| Other Africa | 25.1 | 20.4 | 33.6 | 23.6 | 27.4 | 37.7 | 35.0 | 44.6 | 74.6 | 68.0 | 60.8 | البلدان الإفريقية الأخرى |
| Kenya | 9.5 | 4.1 | 9.5 | 3.5 | 5.1 | 6.5 | 3.0 | 10.7 | 13.6 | 13.6 | 14.0 | كينيا |
| Tanzania | 1.2 | 1.6 | 1.6 | 1.7 | 1.9 | 2.4 | 2.0 | 11.1 | 24.7 | 24.7 | 4.5 | تنزانيا |
| Others | 25.1 | 15.1 | 22.5 | 18.4 | 20.4 | 28.9 | 30.0 | 22.9 | 74.6 | 29.6 | 42.3 | أخرى |

(١) Except Egypt which was included in the item "ESCWVA countries"

(١) ما عدا مصر التي أدرجت تحت دول الإسكوا

III-1-12

واردات اليمن حسب اقليم البلدان والفقير الاقتصادي خلال الفترة 1987-1997

Imports of Yemen by Main Countries & Economic Groupings During the Period 1987-1997

Mn US \$

| | 1987 | 1988 | 1989 | 1990 | 1991 | 1992 | 1993 | 1994 | 1995 | 1996 | 1997 | | |
|-----------------------------------|-----------|-----------|---------|---------|---------|---------|---------|---------|---------|---------|---------|---------|-----------------------------------|
| | South (S) | North (N) | S+N | S+N | S+N | S+N | S+N | S+N | S+N | S+N | S+N | | |
| World | 489.2 | 886.8 | 2,029.8 | 1,980.7 | 1,611.3 | 2,024.2 | 1,724.6 | 1,882.5 | 1,556.7 | 1,537.4 | 1,918.8 | 2,035.0 | العالم |
| Developed Countries & Territories | 190.1 | 644.8 | 1,051.6 | 972.4 | 786.6 | 820.3 | 823.7 | 919.0 | 654.9 | 564.2 | 804.7 | 894.9 | البلدان المتقدمة والاقليم التابعة |
| Not Classified | - | - | - | 18.3 | 24.0 | 11.0 | 19 | 1.6 | 165.2 | 0.7 | 5.4 | 2.7 | غير مصنفة |
| EUROPE | | | | | | | | | | | | | أوروبا |
| Dev'ped Economies | 142.4 | 404.3 | 746.9 | 617.9 | 533.9 | 494.5 | 501.9 | 614.5 | 426.4 | 374.1 | 528.1 | 625.4 | البلدان المتقدمة للشرق |
| European Union, of which | 140.2 | 396.7 | 729.2 | 607.0 | 524.6 | 488.6 | 479.9 | 577.1 | 414.4 | 356.3 | 465.9 | 486.6 | الاتحاد الأوروبي وسواها |
| Belgium & Luxemb | 13.9 | 21.2 | 49.7 | 47.8 | 60.3 | 84.0 | 65.0 | 68.8 | 61.7 | 33.2 | 27.7 | 33.1 | البلجيكا ولوكسمبورج |
| Denemark | 24.5 | 4.4 | 52.5 | 45.9 | 27.1 | 20.6 | 11.8 | 12.1 | 7.8 | 11.0 | 17.6 | 18.1 | الدنمارك |
| France | 5.3 | 55.5 | 81.9 | 157.6 | 110.5 | 53.7 | 61.1 | 133.4 | 82.1 | 64.9 | 120.8 | 121.6 | فرنسا |
| Germany | | | | | | | | | | | | | ألمانيا |
| F R of Germany (former) | 13.2 | 63.2 | 115.8 | 76.8 | 83.2 | 95.4 | 58.8 | 72.6 | 41.4 | 50.3 | 62.9 | 63.3 | ألمانيا الغربية |
| D R of Germany (former) | 3.9 | - | 4.1 | 5.9 | 0.6 | | | | | | | | ألمانيا الشرقية |
| Greece | 5.4 | 9.5 | 24.2 | 10.1 | 17.5 | 10.7 | 9.7 | 15.4 | 17.0 | 15.1 | 10.2 | 9.1 | اليونان |
| Ireland | 0.3 | 0.7 | 2.4 | 1.3 | 2.5 | 5.2 | 2.6 | 3.8 | 0.5 | 4.3 | 3.4 | 6.0 | أيرلندا |
| Italy | 12.8 | 47.1 | 66.3 | 53.8 | 37.3 | 23.9 | 88.5 | 63.5 | 57.2 | 52.1 | 68.3 | 68.3 | إيطاليا |
| Netherlands | 8.3 | 88.1 | 133.3 | 71.3 | 65.2 | 78.6 | 74.4 | 83.5 | 57.0 | 30.8 | 34.6 | 36.3 | هولندا |
| portugal | - | 0.2 | 0.2 | 0.7 | 0.2 | - | - | - | - | - | 1.1 | 0.1 | البرتغال |
| Spain | 0.1 | 7.9 | 13.0 | 4.2 | 3.6 | 3.6 | 2.3 | 5.4 | 1.1 | 5.2 | 11.9 | 10.3 | إسبانيا |
| United Kingdom | 49.6 | 81.3 | 146.7 | 107.2 | 93.5 | 101.4 | 95.1 | 98.3 | 77.6 | 73.8 | 90.8 | 100.0 | المملكة المتحدة |
| Austria | 1.3 | 7.8 | 11.6 | 11.8 | 7.9 | 6.9 | 7.0 | 9.4 | 5.1 | 4.3 | 6.9 | 6.4 | النمسا |
| Sweden | 1.6 | 9.8 | 27.5 | 12.6 | 15.2 | 4.6 | 3.5 | 11.0 | 5.8 | 11.2 | 9.6 | 14.0 | السويد |
| ETA | 2.2 | 7.6 | 17.7 | 10.9 | 9.3 | 5.9 | 22.0 | 37.4 | 12.0 | 17.8 | 62.3 | 138.8 | الارابطة الأوروبية للتجارة الحرة |
| Norway | 0.3 | 0.4 | 0.4 | 1.4 | 1.0 | 0.4 | 0.1 | 0.1 | 0.3 | 0.0 | 0.7 | 0.2 | النرويج |
| Switzerland | 1.7 | 6.4 | 16.6 | 8.9 | 5.3 | 1.9 | 4.7 | 4.6 | 3.2 | 3.9 | 28.6 | 95.3 | سويسرا |
| Others | 0.2 | 0.8 | 0.7 | 0.6 | 3.0 | 3.6 | 17.3 | 32.7 | 8.5 | 13.9 | 33.0 | 43.4 | أخرى |

III-1-12

واردات اليمن حسب اقليم البلدان والى الاقتصادي خلال الفترة 1987-1997

Mn US \$

مليون دولار أمريكي

| | 1987 | | 1988 | | 1989 | | 1990 | | 1991 | | 1992 | | 1993 | | 1994 | | 1995 | | 1996 | | 1997 | | |
|----------------------------------|-----------|-----------|-------|-------|-------|-------|-------|-------|-------|-------|-------|-------|-------|-------|-------|-------|-------|-------|-------|-------|-------|-------|-------|
| | South (S) | North (N) | S+N | S+N | S+N | S+N | S+N | S+N | S+N | S+N | S+N | S+N | S+N | S+N | S+N | S+N | S+N | S+N | S+N | S+N | S+N | | |
| Dev'ing Eco + Former USSR | 120.9 | 12.9 | 130.8 | 133.8 | 134.3 | 84.3 | 2.8 | 11.4 | 1.7 | 0.2 | 4.2 | 0.5 | 3.2 | 1.3 | 2.9 | 2.9 | 2.9 | 2.9 | 2.9 | 2.9 | 2.9 | 2.9 | |
| Yugoslavia (former) | 9.2 | 1.1 | 13.5 | 16.4 | 2.8 | 8.5 | 1.7 | 0.2 | 4.2 | 0.5 | 3.2 | 1.3 | 2.9 | 2.9 | 2.9 | 2.9 | 2.9 | 2.9 | 2.9 | 2.9 | 2.9 | 2.9 | |
| Bulgaria | 5.0 | 0.1 | 5.0 | 9.1 | 8.5 | 1.7 | 0.2 | 4.2 | 0.5 | 3.2 | 1.3 | 2.9 | 2.9 | 2.9 | 2.9 | 2.9 | 2.9 | 2.9 | 2.9 | 2.9 | 2.9 | 2.9 | 2.9 |
| Czechoslovakia (former) | 2.9 | 0.6 | 5.8 | 6.9 | 5.0 | 4.6 | 3.5 | 0.7 | 0.1 | 0.6 | 2.2 | 2.2 | 1.6 | 1.6 | 1.6 | 1.6 | 1.6 | 1.6 | 1.6 | 1.6 | 1.6 | 1.6 | 1.6 |
| Hungary | 1.2 | 0.2 | 1.8 | 6.0 | 0.9 | 3.4 | 4.1 | 0.3 | 0.1 | 0.5 | 0.8 | 0.8 | 3.1 | 3.1 | 3.1 | 3.1 | 3.1 | 3.1 | 3.1 | 3.1 | 3.1 | 3.1 | 3.1 |
| Poland | - | 0.8 | 1.6 | 0.6 | 5.9 | 0.4 | 10.0 | 0.4 | 10.0 | 9.2 | 18.7 | 11.7 | 5.5 | 4.0 | 3.9 | 3.9 | 3.9 | 3.9 | 3.9 | 3.9 | 3.9 | 3.9 | 3.9 |
| Rumania | 1.0 | 4.9 | 11.2 | 10.0 | 60.8 | 19.1 | 14.0 | 5.4 | 4.1 | 6.0 | 5.2 | 12.3 | 12.3 | 12.3 | 12.3 | 12.3 | 12.3 | 12.3 | 12.3 | 12.3 | 12.3 | 12.3 | 12.3 |
| USSR (former) | 101.6 | 5.2 | 111.9 | 104.8 | 60.8 | 19.1 | 14.0 | 5.4 | 4.1 | 6.0 | 5.2 | 12.3 | 12.3 | 12.3 | 12.3 | 12.3 | 12.3 | 12.3 | 12.3 | 12.3 | 12.3 | 12.3 | 12.3 |
| USSR-Europe (former) | | | | | | | | | | | | | | | | | | | | | | | |
| AMERICA | | | | | | | | | | | | | | | | | | | | | | | |
| Dev'ed Economies | 1.2 | 99.0 | 80.1 | 117.8 | 97.2 | 124.0 | 167.0 | 183.5 | 132.0 | 122.6 | 143.2 | 150.2 | 150.2 | 150.2 | 150.2 | 150.2 | 150.2 | 150.2 | 150.2 | 150.2 | 150.2 | 150.2 | 150.2 |
| Canada | - | 3.2 | 2.4 | 2.3 | 8.4 | 12.8 | 8.3 | 2.8 | 6.1 | 4.8 | 11.8 | 11.5 | 11.5 | 11.5 | 11.5 | 11.5 | 11.5 | 11.5 | 11.5 | 11.5 | 11.5 | 11.5 | 11.5 |
| U.S.A. | 1.2 | 95.8 | 77.7 | 115.5 | 88.8 | 111.2 | 158.7 | 180.7 | 125.8 | 117.8 | 131.5 | 138.6 | 138.6 | 138.6 | 138.6 | 138.6 | 138.6 | 138.6 | 138.6 | 138.6 | 138.6 | 138.6 | 138.6 |
| Dev'ing Economies | 3.2 | 2.8 | 5.2 | 12.3 | 13.4 | 32.8 | 39.3 | 46.0 | 13.2 | 56.3 | 72.0 | 118.0 | 118.0 | 118.0 | 118.0 | 118.0 | 118.0 | 118.0 | 118.0 | 118.0 | 118.0 | 118.0 | 118.0 |
| LAIA | 0.4 | 1.5 | 1.6 | 9.9 | 13.2 | 32.7 | 39.2 | 45.9 | 13.2 | 53.9 | 72.0 | 114.9 | 114.9 | 114.9 | 114.9 | 114.9 | 114.9 | 114.9 | 114.9 | 114.9 | 114.9 | 114.9 | 114.9 |
| Argentina | - | - | - | - | - | - | 0.1 | 2.7 | 0.6 | 0.0 | 4.1 | 9.8 | 9.8 | 9.8 | 9.8 | 9.8 | 9.8 | 9.8 | 9.8 | 9.8 | 9.8 | 9.8 | 9.8 |
| Brazil | 0.4 | 1.4 | 1.5 | 9.6 | 10.4 | 31.6 | 36.2 | 42.4 | 11.6 | 52.4 | 62.7 | 103.4 | 103.4 | 103.4 | 103.4 | 103.4 | 103.4 | 103.4 | 103.4 | 103.4 | 103.4 | 103.4 | 103.4 |
| Others | - | 0.1 | 0.1 | 0.3 | 2.8 | 1.1 | 2.9 | 0.8 | 1.0 | 1.5 | 5.2 | 1.8 | 1.8 | 1.8 | 1.8 | 1.8 | 1.8 | 1.8 | 1.8 | 1.8 | 1.8 | 1.8 | 1.8 |
| Other America | 2.8 | 1.3 | 3.6 | 2.4 | 0.2 | 0.1 | 0.1 | 0.1 | 0.1 | 2.4 | 0.0 | 3.1 | 3.1 | 3.1 | 3.1 | 3.1 | 3.1 | 3.1 | 3.1 | 3.1 | 3.1 | 3.1 | 3.1 |
| Cuba | 2.8 | 1.1 | - | 0.8 | 0.1 | 0.1 | 0.1 | 0.1 | 0.1 | 0.1 | 0.0 | 0.0 | 0.0 | 0.0 | 0.0 | 0.0 | 0.0 | 0.0 | 0.0 | 0.0 | 0.0 | 0.0 | 0.0 |
| OCEANIA | | | | | | | | | | | | | | | | | | | | | | | |
| Dev'ped Economies | 23.5 | 35.5 | 104.9 | 90.2 | 90.0 | 71.3 | 34.2 | 33.3 | 34.4 | 6.5 | 34.5 | 57.1 | 57.1 | 57.1 | 57.1 | 57.1 | 57.1 | 57.1 | 57.1 | 57.1 | 57.1 | 57.1 | 57.1 |
| Australia | 22.5 | 35.5 | 103.6 | 84.9 | 84.1 | 65.7 | 34.1 | 28.8 | 34.4 | 6.0 | 18.0 | 41.3 | 41.3 | 41.3 | 41.3 | 41.3 | 41.3 | 41.3 | 41.3 | 41.3 | 41.3 | 41.3 | 41.3 |
| New Zealand | 1.0 | - | 1.3 | 5.3 | 5.9 | 5.6 | 0.1 | 4.6 | - | 0.5 | 16.5 | 15.7 | 15.7 | 15.7 | 15.7 | 15.7 | 15.7 | 15.7 | 15.7 | 15.7 | 15.7 | 15.7 | 15.7 |
| Dev'ing Economies | 0.0 | 3.3 | 0.0 | 0.0 | 0.0 | 2.1 | | | | | | | | | | | | | | | | | |
| ASIA | | | | | | | | | | | | | | | | | | | | | | | |
| Dev'ped Economies | 23.0 | 106.0 | 119.7 | 146.5 | 65.5 | 130.5 | 120.5 | 87.8 | 62.2 | 60.9 | 98.7 | 61.1 | 61.1 | 61.1 | 61.1 | 61.1 | 61.1 | 61.1 | 61.1 | 61.1 | 61.1 | 61.1 | 61.1 |
| Japan | | | | | | | | | | | | | | | | | | | | | | | |

III-1-12

واردات اليمن حسب اهم البلدان و الكتل الاقتصادية خلال الفترة ١٩٨٧-١٩٩٧

Imports of Yemen by Main Countries & Economic Groupings During the Period 1987-1997

Mn US \$

مليون دولار أمريكي

| | 1987 | 1988 | 1989 | 1990 | 1991 | 1992 | 1993 | 1994 | 1995 | 1996 | 1997 | | |
|------------------------|-----------|-----------|-------|-------|-------|-------|-------|-------|-------|-------|-------|-------|--|
| | South (S) | North (N) | S+N | S+N | S+N | S+N | S+N | S+N | S+N | S+N | S+N | | |
| Developing Economies | 161.5 | 193.9 | 774.3 | 760.1 | 620.4 | 950.2 | 765.9 | 807.7 | 636.4 | 842.2 | 961.2 | 929.4 | البلدان النامية |
| ESCWVA Countries | 89.6 | 67.7 | 422.1 | 411.9 | 292.7 | 445.5 | 319.7 | 372.7 | 338.0 | 470.6 | 485.4 | 501.1 | دول الإسكوا |
| Asia (non-ESCWVA) | 71.9 | 126.2 | 352.2 | 348.2 | 327.7 | 504.7 | 446.2 | 435.1 | 298.3 | 371.6 | 475.7 | 428.3 | آسيا (ما عدا دول الإسكوا) |
| China | 27.8 | 12.4 | 65.9 | 68.0 | 65.7 | 71.3 | 50.7 | 61.7 | 29.5 | 54.3 | 67.3 | 69.9 | الصين |
| Hong Kong | 0.7 | 4.0 | 5.6 | 3.5 | 4.8 | 12.2 | 11.3 | 4.9 | 7.3 | 12.6 | 9.9 | 8.3 | هونغ كونغ |
| India | 6.4 | 10.7 | 24.9 | 21.0 | 22.6 | 27.4 | 30.9 | 31.9 | 19.9 | 24.6 | 72.5 | 52.4 | الهند |
| Iran | 0.2 | - | - | 0.1 | - | 0.1 | 0.1 | 0.1 | 0.7 | 0.5 | 2.2 | 2.1 | إيران |
| Pakistan | - | 1.4 | 2.3 | 2.7 | 3.8 | 3.2 | 2.5 | 3.7 | 2.2 | 9.6 | 7.7 | 8.7 | باكستان |
| Turkey | 0.9 | 4.8 | 16.3 | 12.9 | 13.1 | 57.3 | 66.9 | 94.7 | 63.6 | 55.0 | 40.3 | 65.4 | تركيا |
| Korea | 1.1 | 35.5 | 0.3 | 39.9 | 39.2 | 20.8 | 29.5 | 29.3 | 20.7 | 22.6 | 34.1 | 32.3 | كوريا |
| ASEAN | 26.5 | 33.4 | 146.0 | 170.4 | 154.4 | 278.8 | 227.5 | 197.5 | 133.8 | 183.0 | 220.6 | 172.9 | منطقة دول حوضي شرقي آسيا |
| Indonesia | 2.6 | 1.7 | 8.0 | 10.3 | 8.6 | 12.2 | 7.7 | 8.6 | 6.0 | 20.2 | 15.0 | 40.8 | إندونيسيا |
| Malaysia | 1.4 | 12.9 | 40.0 | 54.9 | 48.3 | 108.0 | 72.9 | 94.5 | 66.1 | 98.9 | 107.2 | 70.2 | ماليزيا |
| Philippines | - | - | - | 0.4 | - | - | - | - | 0.1 | 0.0 | 0.3 | 0.2 | الفلبين |
| Singapore | 16.9 | 15.7 | 70.5 | 66.3 | 51.1 | 90.4 | 85.1 | 74.2 | 49.8 | 53.5 | 39.1 | 33.9 | سنغافورة |
| Thailand | 5.6 | 3.1 | 27.6 | 38.5 | 46.4 | 68.2 | 61.7 | 20.2 | 11.8 | 10.3 | 59.0 | 27.8 | تايلاند |
| Others | 8.3 | 24.1 | 90.9 | 29.7 | 24.1 | 33.6 | 26.9 | 11.2 | 20.7 | 9.4 | 21.0 | 16.4 | أخرى |
| AFRICA | | | | | | | | | | | | | أفريقيا |
| Developed Eco S Africa | - | - | - | - | - | - | - | - | - | 0.1 | 0.1 | 1.2 | البلدان المتقدمة الاقتصادية جنوب إفريقيا |
| Developing Economies | 13.5 | 29.1 | 47.9 | 63.8 | 82.6 | 157.5 | 61.2 | 72.6 | 67.2 | 50.2 | 55.1 | 61.8 | البلدان النامية |
| Arab Countries (1) | 5.8 | 26.3 | 41.5 | 57.0 | 78.9 | 85.0 | 49.4 | 67.2 | 62.6 | 33.7 | 42.9 | 52.6 | البلدان العربية (١) |
| Algeria | - | - | - | - | - | - | - | - | - | 0.0 | 1.8 | 0.2 | الجزائر |
| Libya | - | - | 0.5 | - | - | - | 0.7 | 0.4 | - | 0.0 | - | - | ليبيا |
| Morocco | - | - | 0.1 | 0.1 | 0.2 | 0.3 | 0.1 | 0.1 | - | 0.0 | 0.2 | 0.1 | المغرب |
| Sudan | 0.7 | 0.2 | 1.9 | 1.4 | 1.9 | 5.4 | 1.9 | 4.7 | 11.1 | 2.3 | 6.2 | 8.0 | السودان |
| Tunisia | - | - | 1.2 | 1.0 | - | - | 0.1 | 0.1 | - | 0.1 | 0.7 | 0.1 | تونس |
| others | 5.1 | 26.1 | 37.8 | 54.5 | 76.8 | 79.3 | 46.7 | 61.9 | 51.5 | 31.3 | 33.9 | 44.2 | أخرى |
| Other Africa | 7.7 | 2.8 | 6.4 | 6.8 | 3.7 | 72.5 | 11.7 | 5.4 | 4.6 | 16.5 | 12.2 | 9.2 | بلدان إفريقيا الأخرى |
| Kenya | 3.4 | 0.8 | 1.5 | 2.3 | 3.0 | 2.8 | 3.3 | 2.9 | 2.6 | 5.8 | 7.0 | 2.8 | كينيا |
| Tanzania | 0.2 | 0.1 | - | - | - | 0.1 | - | 0.1 | - | - | 0.0 | 0.0 | تنزانيا |
| Others | 4.1 | 1.9 | 4.9 | 4.5 | 0.7 | 69.6 | 8.4 | 2.5 | 2.1 | 10.6 | 5.2 | 6.4 | أخرى |

(١) Except Egypt which was included in the item "ESCWVA countries"

(١) ما عدا مصر التي أدرجت تحت بند دول الإسكوا

جدول رقم III-2

مصادر التمويل الإجمالي في القطاع العام من حيث أم اللدان
والكل المتضمنين في الجدول رقم III-2
1986-1997

Tables No. III-2

Exports of ESCWA Countries Including Crude oil by Main Countries
and Economic Groupings for the period
1986-1997

III-2-1

مصادر البحرين حسب أهم البلدان خلال الفترة 1986-1997

Exports of Bahrain by Main Countries During the Period 1986-1997

Mn US \$

مليون دولار أمريكي

| | 1986 | 1987 | 1988 | 1989 | 1990 | 1991 | 1992 | 1993 | 1994 | 1995 | 1996 | 1997 | |
|-------------------------------------|---------|---------|---------|---------|---------|---------|---------|---------|---------|---------|---------|---------|---|
| World | 2,342.1 | 2,440.6 | 2,418.0 | 2,830.6 | 3,760.2 | 3,512.8 | 3,416.1 | 3,688.7 | 3,454.7 | 4,180.2 | 4,610.9 | 4,291.4 | العالم |
| Developed Countries & Territories | 173.8 | 172.8 | 211.5 | 165.9 | 229.4 | 244.9 | 257.1 | 401.4 | 348.4 | 403.4 | 385.8 | 467.6 | البلدان المتقدمة والبحرين |
| Ships & aircrafts supp & Freed Area | 183.9 | 236.7 | 360.1 | 473.4 | 524.2 | 480.8 | 539.1 | 821.7 | 662.0 | 1,082.8 | 993.9 | 1,108.5 | توريد السفن والطائرات بالبحرين المناطق الحرة |
| Exported Oil | 1,970.6 | 2,023.2 | 1,837.0 | 2,175.5 | 2,939.1 | 2,725.3 | 2,604.5 | 2,439.1 | 2,432.2 | 2,631.0 | 3,157.2 | 2,714.4 | مصادر النفط |
| EUROPE | | | | | | | | | | | | | أوروبا |
| Dev'ped Economies | 55.1 | 51.7 | 63.5 | 70.2 | 85.2 | 87.1 | 102.7 | 98.8 | 54.3 | 124.8 | 68.5 | 111.4 | البلدان المتقدمة البعيدة |
| European Union, of which | 55.1 | 50.5 | 62.2 | 67.4 | 80.4 | 83.4 | 100.7 | 97.0 | 54.3 | 117.6 | 64.6 | 103.8 | الاتحاد الأوروبي، ومنها |
| Belgium & Luxemb | 0.3 | 1.2 | 0.2 | 0.1 | 0.5 | 0.2 | 3.2 | 1.8 | 2.8 | 12.2 | 19.9 | 15.1 | بلجيكا ولوكسمبورج |
| Denemark | 0.1 | 0.2 | 0.2 | 0.2 | 0.1 | 0.1 | 0.1 | 0.1 | 0.3 | 1.1 | 0.1 | 0.1 | الدنمارك |
| France | 0.6 | 2.1 | 4.6 | 7.0 | 6.8 | 5.3 | 4.0 | 3.5 | 4.8 | 6.9 | 1.5 | 7.5 | فرنسا |
| Germany | | | | | | | | | | | | | ألمانيا |
| F R of Germany (former) | 4.2 | 2.6 | 2.1 | 4.1 | 2.7 | | 7.8 | 8.6 | 7.0 | 4.9 | 3.1 | 6.9 | ألمانيا الغربية السابقة |
| D R of Germany (former) | | | | | | | | | | | | | ألمانيا الشرقية السابقة |
| Greece | | 1.2 | 2.4 | 1.5 | 0.1 | 0.4 | 0.3 | | | 0.1 | 0.6 | 0.1 | اليونان |
| Ireland | | 0.1 | 0.1 | - | - | - | 0.1 | | | 0.1 | 0.0 | 0.4 | أيرلندا |
| Italy | 2.8 | 3.6 | 5.9 | 4.3 | 6.4 | 14.4 | 16.7 | 10.5 | | 16.6 | 11.3 | 18.3 | إيطاليا |
| Netherlands | 36.5 | 19.1 | 20.9 | 15.8 | 27.1 | 25.3 | 43.8 | 18.4 | 19.5 | 45.6 | 10.7 | 24.6 | هولندا |
| portugal | 0.3 | 1.4 | 0.3 | 3.6 | - | - | - | - | - | 2.1 | - | 0.4 | البرتغال |
| Spain | | 1.4 | 6.4 | 7.3 | 11.2 | 1.6 | 1.2 | 0.8 | - | 7.2 | 3.4 | 12.0 | إسبانيا |
| United Kingdom | 10.2 | 16.3 | 18.3 | 19.0 | 21.9 | 20.0 | 18.2 | 40.6 | 16.7 | 20.3 | 14.0 | 17.8 | المملكة المتحدة |
| Austria | | 0.2 | 0.1 | - | - | 0.5 | 0.1 | - | - | - | 0.2 | 0.1 | النمسا |
| Sweden | 0.1 | 1.1 | 0.8 | 4.5 | 3.5 | 7.9 | 7.7 | 12.7 | 3.3 | 0.4 | 0.0 | 0.4 | السويد |
| EFTA | | 1.2 | 1.3 | 2.8 | 4.9 | 3.8 | 2.0 | 1.8 | - | 7.2 | 3.9 | 7.7 | الرابطة الأوروبية للتجارة الحرة |
| Norway | | | 0.1 | 0.7 | 0.7 | 0.7 | 1.2 | 0.5 | - | 5.6 | 1.3 | 3.5 | النرويج |
| Switzerland | | 0.8 | 0.9 | 0.1 | - | - | 0.7 | - | - | - | 1.7 | 2.6 | سويسرا |
| Others | | 0.4 | 0.3 | 2.1 | 4.2 | 3.1 | 0.1 | 1.3 | - | 1.6 | 0.9 | 1.5 | غيرها |

III-2-1

مصادر البحرين حسب اقليم البلدان خلال الفترة 1986-1997

Exports of Bahrain by Main Countries During the Period 1986-1997

Mn US \$

مليون دولار أمريكي

| | 1986 | 1987 | 1988 | 1989 | 1990 | 1991 | 1992 | 1993 | 1994 | 1995 | 1996 | 1997 | | |
|---------------------------|------|------|------|------|------|------|------|-------|-------|-------|-------|-------|-----|--|
| Dev'ing Eco + Former USSR | - | - | - | - | - | - | - | - | - | - | 0.6 | 0.9 | 0.0 | البلدان السوفياتية + االسوفيات سابقا |
| Yugoslavia (Former) | - | - | - | - | - | - | - | - | - | - | - | - | - | يوغوسلافيا (سابقا) |
| Bulgaria | - | - | - | - | - | - | - | - | - | - | - | - | - | بلغاريا |
| Czechoslovakia(Former) | - | - | - | - | - | - | - | - | - | - | - | - | - | تشيكوسلوفاكيا (سابقا) |
| Hungary | - | - | - | - | - | - | - | - | - | - | - | - | - | هنغاريا |
| Poland | - | - | - | - | - | - | - | - | - | - | - | - | - | بولندا |
| Rumania | - | - | - | - | - | - | - | - | - | - | - | - | - | رومانيا |
| USSR (Former) | - | - | - | - | - | - | - | - | - | - | - | - | - | الاتحاد السوفياتي (سابقا) |
| USSR-Europe (Former) | - | - | - | - | - | - | - | - | - | - | 0.6 | 0.9 | - | الاتحاد السوفياتي (سابقا) الاتحاد السوفياتي سابقا |
| AMERICA | | | | | | | | | | | | | | أمريكا |
| Dev'ped Economies | 56.2 | 64.8 | 68.4 | 52.0 | 72.7 | 71.9 | 72.3 | 104.4 | 121.7 | 130.2 | 107.0 | 143.4 | | البلدان المتقدمة النمو |
| Canada | 1.2 | 1.0 | 2.3 | 0.8 | 2.3 | 3.5 | 3.1 | 1.7 | 1.7 | 0.8 | 1.2 | 1.7 | | كندا |
| U S A | 55.0 | 63.8 | 66.1 | 51.2 | 70.4 | 68.4 | 69.2 | 102.6 | 120.0 | 129.4 | 105.8 | 141.8 | | الولايات المتحدة |
| Dev'ping Economies | 0.7 | 0.3 | - | 0.2 | 1.0 | 0.1 | 0.1 | 0.3 | 0.2 | 2.9 | 2.6 | 2.0 | | البلدان النامية |
| LAIA | - | - | - | 0.2 | 1.0 | 0.1 | 0.1 | 0.3 | 0.2 | 2.9 | 2.6 | 1.3 | | رابطة امويا الاقتصادية للتجارة والاقتصاد |
| Argentina | - | - | - | - | - | - | - | - | - | - | - | - | | الارجنتين |
| Brazil | - | - | - | - | 1.0 | - | 0.1 | 0.3 | 0.2 | 2.7 | 2.5 | 0.9 | | البرازيل |
| Others | - | - | - | - | - | 0.1 | - | - | - | 0.2 | 0.2 | 0.3 | | غيرها |
| Other America | 0.7 | 0.3 | - | - | - | - | - | - | - | - | - | 0.7 | | بلدان امريكا اخرى |
| Cuba | - | - | - | - | - | - | - | - | - | - | - | 0.1 | | كوبا |
| OCEANIA | | | | | | | | | | | | | | اوقيانيا |
| Dev'ped Economies | 0.4 | 0.5 | 6.0 | 2.0 | 1.4 | 1.2 | 6.0 | 6.3 | 2.5 | 5.5 | 14.6 | 19.0 | | البلدان المتقدمة النمو |
| Australia | 0.4 | 0.3 | 2.5 | 2.0 | 1.4 | 0.7 | 4.8 | 5.0 | 1.1 | 3.8 | 10.5 | 10.5 | | أستراليا |
| New Zealand | - | 0.2 | 3.5 | - | - | 0.6 | 1.2 | 1.2 | 1.3 | 1.7 | 4.1 | 8.5 | | نيوزيلندا |
| Dev'ping Economies | 1.2 | 0.5 | 0.3 | - | 2.6 | 0.1 | 0.1 | - | - | - | - | - | | البلدان النامية |
| ASIA | | | | | | | | | | | | | | آسيا |
| Dev'ped Economies Japan | 62.1 | 55.8 | 73.6 | 41.7 | 70.1 | 84.7 | 76.1 | 192.0 | 170.0 | 142.3 | 195.7 | 192.5 | | البلدان المتقدمة النمو اليابان |

III-2-1
مصادر البحرين حسب أهم البلدان خلال الفترة 1986-1997
Exports of Bahrain by Main Countries During the Period 1986-1997

Mn US \$

مليون دولار أمريكي

| | 1986 | 1987 | 1988 | 1989 | 1990 | 1991 | 1992 | 1993 | 1994 | 1995 | 1996 | 1997 | |
|------------------------|-------|-------|-------|-------|-------|-------|-------|-------|-------|---------|-------|---------|------------------------------|
| Developing Economies | 180.2 | 226.2 | 356.6 | 456.0 | 506.6 | 479.1 | 533.9 | 814.3 | 660.8 | 1,065.5 | 970.7 | 1,033.2 | البلدان النامية |
| ESCWVA Countries | 97.5 | 133.4 | 247.2 | 318.5 | 311.7 | 231.1 | 264.0 | 363.0 | 360.1 | 393.5 | 411.2 | 437.2 | دول الإسكوا |
| Asia (non-ESCWVA) | 82.7 | 92.8 | 109.4 | 137.5 | 194.9 | 248.0 | 269.9 | 451.3 | 300.6 | 672.1 | 559.5 | 596.0 | آسيا (ما عدا دول الإسكوا) |
| China | 4.8 | 0.8 | - | 2.6 | - | 3.3 | 1.0 | 4.6 | 6.3 | 22.3 | 23.7 | 8.0 | الصين |
| Hong Kong | 6.5 | 0.3 | 0.5 | 1.9 | 1.8 | 1.7 | 4.0 | 10.9 | 1.2 | 18.3 | 20.8 | 10.6 | هونغ كونغ |
| India | 20.8 | 26.7 | 23.1 | 31.9 | 41.6 | 50.2 | 32.8 | 62.3 | 83.6 | 102.4 | 84.4 | 141.2 | الهند |
| Iran | - | 0.1 | 0.1 | 1.5 | 6.0 | 16.5 | 20.9 | 49.4 | 55.8 | 48.0 | 40.1 | 54.0 | إيران |
| Pakistan | 14.7 | 21.6 | 14.2 | 17.2 | 14.8 | 16.2 | 17.4 | 8.7 | 12.0 | 13.9 | 28.7 | 9.1 | باكستان |
| Turkey | 4.8 | 4.8 | 4.9 | 3.2 | 12.3 | 11.3 | 13.2 | 6.4 | 6.4 | 8.9 | 6.6 | 21.9 | تركيا |
| Korea | - | - | - | - | - | - | - | - | - | - | - | - | كوريا |
| ASEAN | 8.4 | 9.9 | 22.4 | 27.7 | 51.9 | 62.6 | 100.4 | 115.0 | 102.0 | 157.2 | 44.7 | 122.9 | مجموعة دول جنوب شرق آسيا |
| Indonesia | - | 0.5 | 0.5 | 0.2 | 1.2 | 18.3 | 16.1 | 14.6 | 53.6 | 35.7 | 24.9 | 13.3 | إندونيسيا |
| Malaysia | - | 0.6 | 1.7 | 5.1 | 17.8 | 8.9 | 12.3 | 5.3 | 42.3 | 18.3 | 17.7 | 11.0 | ماليزيا |
| Philippines | - | 0.2 | 0.6 | 0.6 | 0.7 | 1.2 | 3.9 | 7.2 | 19.9 | 17.7 | 17.7 | 11.0 | الفلبين |
| Singapore | 5.1 | 4.6 | 19.3 | 12.9 | 15.5 | 17.1 | 20.1 | 20.1 | 31.9 | 26.3 | 25.5 | 29.6 | سنغافورة |
| Thailand | 3.3 | 4.0 | 0.4 | 4.9 | 3.8 | 4.3 | 4.2 | 6.4 | 7.7 | 21.5 | 16.4 | 21.8 | تايلاند |
| Others | 27.5 | 15.5 | 16.7 | 27.9 | 27.6 | 36.5 | 23.6 | 140.5 | - | 155.3 | 207.7 | 119.9 | غيرها |
| AFRICA | | | | | | | | | | | | | الآفريقيا |
| Develop'g Eco S Africa | - | - | - | - | - | - | - | - | - | - | - | - | البلدان النامية جنوب افريقيا |
| Dev'ping Economies | 1.8 | 9.7 | 3.2 | 17.2 | 13.9 | 1.5 | 5.0 | 7.1 | 1.1 | 13.8 | 19.7 | 73.3 | البلدان النامية |
| Arab Countries (1) | 0.0 | 8.4 | 2.5 | 13.1 | 11.2 | 0.1 | 4.2 | 6.6 | 0.5 | 8.5 | 10.4 | 64.5 | البلدان العربية (1) |
| Algeria | - | - | - | - | - | - | - | - | - | - | - | - | الجزائر |
| Libya | - | - | - | - | - | - | - | - | - | - | - | - | ليبيا |
| Morocco | - | - | - | - | - | - | - | - | - | - | - | - | المغرب |
| Sudan | - | - | - | - | - | - | - | - | - | - | - | - | السودان |
| Tunisia | - | - | - | - | - | - | - | - | - | - | - | - | تونس |
| Others | - | 8.4 | 2.5 | 13.1 | 11.2 | 0.1 | 4.2 | 6.6 | 0.5 | 8.5 | 10.4 | 64.5 | غيرها |
| Other Africa | 1.8 | 1.3 | 0.7 | 4.1 | 2.7 | 1.4 | 0.8 | 0.5 | 0.6 | 5.3 | 9.3 | 8.8 | بلدان افريقيا الاخرى |
| Kenya | - | - | - | - | - | 0.1 | 0.2 | 0.5 | 0.6 | 3.7 | 0.6 | 0.7 | كينيا |
| Tanzania | 0.4 | - | - | - | - | - | - | - | - | 0.1 | - | 4.8 | تنزانيا |
| Others | 1.4 | 1.3 | 0.7 | 4.1 | 2.7 | 1.3 | 0.6 | - | - | 1.5 | 8.7 | 3.3 | غيرها |

(1) Except Egypt which was included in the item "ESCWVA countries"

(1) ما عدا مصر التي أدرجت تحت بند دول الإسكوا

III-2-2 (Cont'd)
 صادرات مصر حسب أهم البلدان خلال الفترة ١٩٨٦ - ١٩٩٧
 Exports of Egypt by Main Countries During the Period 1986-1997

مليون دولار أمريكي

| Mn US \$ | 1986 | 1987 | 1988 | 1989 | 1990 | 1991 | 1992 | 1993 | 1994 | 1995 | 1996 | 1997 | |
|------------------------------------|---------|---------|---------|---------|---------|---------|---------|---------|---------|---------|---------|---------|--|
| World | 2,934 0 | 2,037 8 | 2,120 8 | 2,647 2 | 2,582 0 | 3,692 5 | 3,049 9 | 3,109 6 | 3,474 8 | 3,444 1 | 3,539 6 | 3,908 0 | العالم |
| Developed Countries & Territories | 1 613 7 | 1,215 1 | 1 242 5 | 1 614 4 | 1 485 6 | 2 332 9 | 1 899 9 | 2 028 8 | 2 219 5 | 2 352 2 | 2 550 5 | 2 591 6 | البلدان والاقاليم المتقدمة |
| Ships & aircrafts supp & Free Area | 1 090 2 | 735 9 | 813 2 | 977 2 | 1 001 8 | 1 233 8 | 1 058 1 | 1 012 3 | 1 183 6 | 1 031 1 | 965 5 | 1 106 6 | توريد السفن والطائرات بالمواد والمناطق الحرة |
| EUROPE | 230 1 | 86 8 | 65 1 | 55 6 | 94 6 | 125 8 | 91 9 | 68 5 | 71 7 | 60 8 | 23 6 | 209 8 | أوروبا |
| Dev'ped Economies | 1 137 3 | 857 4 | 858 4 | 1 208 0 | 1 019 8 | 1 621 1 | 1 241 3 | 1 301 8 | 1 604 0 | 1 598 6 | 1 663 2 | 1 676 4 | البلدان المتقدمة النمو |
| European Union, of which | 1 117 6 | 827 4 | 835 3 | 1 171 4 | 991 7 | 1 589 2 | 1 209 8 | 1 246 7 | 1 526 4 | 1 575 8 | 1 608 7 | 1 650 3 | الاتحاد الأوروبي، وبما في ذلك كوسوفو |
| Belgium & Luxemb | 44 7 | 53 4 | 50 8 | 65 1 | 61 2 | 51 1 | 57 8 | 43 5 | 71 3 | 110 5 | 50 6 | 92 8 | بلجيكا ولوكسمبورج |
| Denemark | 8 5 | 19 3 | 7 1 | 31 2 | 22 8 | 15 6 | 11 1 | 11 0 | 20 0 | 14 9 | 5 0 | 10 9 | الدنمارك |
| France | 1 11 1 | 100 0 | 124 0 | 188 3 | 103 4 | 218 2 | 129 3 | 155 7 | 138 3 | 144 3 | 144 3 | 150 2 | فرنسا |
| Germany | | | | | 143 3 | 137 9 | 126 9 | 131 7 | 209 8 | 207 1 | 163 2 | 265 6 | ألمانيا |
| F R of Germany (former) | 88 4 | 85 6 | 90 1 | 136 6 | | | | | | | | | ألمانيا الغربية سابقا |
| D R of Germany (former) | 57 8 | 27 2 | 28 7 | 15 0 | | | | | | | | | ألمانيا الشرقية سابقا |
| Greece | 71 8 | 19 9 | 48 8 | 60 6 | 38 8 | 140 7 | 69 3 | 125 4 | 117 2 | 137 3 | 142 6 | 175 0 | اليونان |
| Ireland | 3 2 | 1 6 | 1 1 | 4 3 | | | 2 9 | 2 1 | 3 6 | 2 8 | 3 3 | 3 3 | أيرلندا |
| Italy | 413 7 | 279 6 | 235 5 | 366 1 | 315 4 | 547 3 | 432 9 | 400 4 | 426 7 | 458 8 | 439 0 | 438 0 | إيطاليا |
| Netherlands | 142 5 | 119 5 | 146 1 | 151 6 | 163 4 | 141 2 | 175 1 | 172 4 | 207 2 | 166 7 | 365 3 | 264 4 | هولندا |
| portugal | 6 7 | 9 4 | 8 7 | 14 2 | 9 5 | 60 9 | 19 7 | 5 6 | 20 6 | 21 5 | 24 1 | 40 4 | البرتغال |
| Spain | 89 5 | 23 6 | 16 7 | 35 9 | 36 1 | 178 5 | 72 7 | 100 9 | 149 1 | 157 3 | 98 3 | 111 9 | إسبانيا |
| United Kingdom | 60 6 | 59 3 | 58 1 | 69 3 | 77 2 | 80 2 | 102 2 | 85 1 | 144 0 | 142 4 | 166 0 | 90 2 | المملكة المتحدة |
| Austria | 16 8 | 23 3 | 13 9 | 28 5 | 15 9 | 13 5 | 6 6 | 11 0 | 14 6 | 8 1 | 3 2 | 3 5 | النمسا |
| Sweden | 2 3 | 5 7 | 5 7 | 4 7 | 4 7 | 4 1 | 3 3 | 2 2 | 4 1 | 4 2 | 3 9 | 4 0 | السويد |
| EFTA | 19 7 | 30 0 | 23 1 | 36 6 | 28 1 | 31 9 | 31 5 | 55 2 | 77 6 | 22 8 | 54 5 | 26 2 | الرابطة الأوروبية للتجارة الحرة |
| Norway | 2 7 | 4 1 | 1 5 | 0 8 | | | 2 9 | 2 5 | 1 9 | 3 1 | 2 4 | 4 4 | النرويج |
| Switzerland | 14 7 | 22 1 | 20 2 | 32 6 | 20 9 | 28 4 | 27 9 | 25 4 | 27 7 | 16 7 | 6 7 | 4 3 | سويسرا |
| Others | 2 3 | 3 8 | 1 4 | 3 2 | 7 2 | 3 5 | 0 7 | 27 3 | 48 0 | 3 0 | 45 4 | 17 5 | غيرها |

III-2-2 (Cont'd)
 صادرات مصر حسب أهم البلدان خلال الفترة ١٩٨٦ - ١٩٩٧
 Exports of Egypt by Main Countries During the Period 1986-1997

مليون دولار أمريكي

| | 1986 | 1987 | 1988 | 1989 | 1990 | 1991 | 1992 | 1993 | 1994 | 1995 | 1996 | 1997 | |
|---------------------------------|-------|-------|-------|-------|-------|-------|-------|-------|-------|-------|-------|-------|--------------------------------------|
| Dev'ing Eco +Former USSR | 689 8 | 440 0 | 349 6 | 462 0 | 530 7 | 415 2 | 206 4 | 125 7 | 133 7 | 119 2 | 139 5 | 145 8 | البلدان الصناعية + ا. السوفيتي سابقا |
| Yugoslavia (Former) | 61 7 | 22 4 | 6 6 | 22 5 | 24 1 | 13 3 | 11 3 | 13 8 | 23 5 | 30 2 | 15 3 | 12 8 | يوغوسلافيا (سابقا) |
| Bulgaria | 7 9 | 8 1 | 8 6 | 11 3 | 4 7 | 19 8 | 11 6 | 12 2 | 15 3 | 1 9 | 8 3 | 4 5 | بلغاريا |
| Czechoslovakia(Fomer) | 62 4 | 40 2 | 42 2 | 46 1 | 57 0 | 2 8 | 1 2 | 3 0 | 5 8 | 4 2 | 1 7 | 2 9 | تشيكوسلوفاكيا (سابقا) |
| Hungary | 17 4 | 7 0 | 3 9 | 14 1 | 7 0 | 7 8 | 3 3 | 2 6 | 3 3 | 2 6 | 2 3 | 1 9 | هنغاريا |
| Poland | 23 7 | 23 7 | 3 1 | 11 6 | 2 5 | 12 1 | 10 6 | 0 7 | 1 5 | 1 1 | 1 4 | 0 8 | بولندا |
| Rumania | 344 6 | 68 1 | 27 0 | 3 5 | 27 9 | 93 2 | 50 0 | 43 4 | 41 3 | 41 3 | 36 9 | 64 3 | رومانيا |
| USSR (Former) | 172 1 | 270 5 | 258 2 | 352 9 | 407 5 | 234 1 | 75 2 | 43 5 | 41 0 | 37 9 | 73 7 | 58 5 | الاتحاد السوفيتي (سابقا) |
| USSR-Europe (Former) | | | | | | | | | | | | | الاتحاد السوفيتي-أوروبا (سابقا) |
| AMERICA | | | | | | | | | | | | | أمريكا |
| Dev'ped Economies | 91 7 | 171 6 | 136 9 | 140 9 | 228 0 | 287 5 | 292 9 | 437 5 | 374 3 | 530 2 | 465 0 | 453 2 | البلدان المتقدمة النمو |
| Canada | 5 5 | 14 1 | 3 6 | 4 4 | 6 4 | 6 7 | 6 5 | 6 5 | 9 8 | 8 1 | 4 4 | 5 9 | كندا |
| U S A | 86 2 | 157 5 | 133 3 | 136 5 | 221 6 | 280 8 | 286 4 | 431 1 | 364 5 | 522 1 | 460 6 | 447 2 | الولايات المتحدة |
| Dev'ping Economies | 6 0 | 1 5 | 5 1 | 9 0 | | 6 9 | 21 4 | 8 7 | 12 0 | 11 1 | 18 6 | | البلدان النامية |
| LATA | 6 0 | 1 5 | 5 1 | 8 2 | | 2 7 | 3 9 | 6 1 | 9 1 | 9 1 | 9 6 | 18 2 | منطقة أمريكا اللاتينية للتبادل |
| Argentina | 0 4 | - | 0 1 | - | | 0 5 | 1 7 | 1 2 | 1 1 | 0 9 | 0 9 | 2 0 | الأرجنتين |
| Brazil | - | 1 5 | - | 4 0 | | 1 9 | 1 4 | 4 9 | 8 0 | 7 0 | 14 5 | | البرازيل |
| Others | 5 6 | - | 5 0 | 4 2 | | 0 3 | 0 8 | - | - | 1 7 | 1 7 | | غيرها |
| Other Areas | - | - | - | 0 8 | | 4 2 | 17 5 | 2 6 | 2 9 | 2 9 | 1 5 | 0 5 | البلدان الأخرى |
| Cuba | | | | | | | | | | | 0 0 | 0 6 | كوبا |
| OCEANIA | | | | | | | | | | | | | أوقيانوسيا |
| Dev'ped Economies | 0 2 | 1 6 | 2 0 | 0 9 | | 1 5 | 1 4 | 1 3 | 1 6 | 1 6 | 1 8 | 3 2 | البلدان المتقدمة النمو |
| Australia | 0 2 | 1 6 | 2 0 | 0 9 | | 1 5 | 1 3 | 1 2 | 1 6 | 1 6 | 1 7 | 3 0 | أستراليا |
| New Zealand | - | - | - | - | | - | 0 1 | 0 1 | - | - | 0 1 | 0 2 | نيوزيلندا |
| Dev'ping Countries | 0 1 | 0 3 | 0 2 | 0 5 | | | | | | | | | البلدان النامية |
| ASIA | | | | | | | | | | | | | آسيا |
| Dev'ped Economies | 384 5 | 184 5 | 245 2 | 264 6 | 237 8 | 424 3 | 364 2 | 284 8 | 238 1 | 217 3 | 385 5 | 418 6 | البلدان المتقدمة النمو |
| Japan | 79 6 | 44 3 | 99 5 | 96 2 | 70 2 | 51 8 | 74 2 | 54 6 | 49 8 | 43 7 | 41 4 | 90 8 | اليابان |
| Israel | 304 9 | 140 2 | 145 7 | 168 4 | 167 6 | 372 5 | 290 0 | 230 3 | 188 3 | 173 6 | 344 1 | 327 9 | إسرائيل |

III-2-2 (Cont'd)
 صادرات مصر حسب أهم البلدان خلال الفترة ١٩٨٦ - ١٩٩٧
 Exports of Egypt by Main Countries During the Period 1986-1997

مليون دولار أمريكي

| | 1986 | 1987 | 1988 | 1989 | 1990 | 1991 | 1992 | 1993 | 1994 | 1995 | 1996 | 1997 | |
|----------------------|-------|-------|-------|-------|-------|-------|-------|-------|-------|-------|-------|-------|-------------------------------|
| Dev'ping Economies | 317.7 | 218.4 | 378.4 | 445.6 | 378.0 | 629.9 | 654.9 | 703.6 | 873.9 | 726.1 | 679.6 | 790.2 | البلدان النامية |
| ESCSWA Countries | 146.0 | 101.5 | 181.1 | 229.9 | 193.9 | 250.2 | 381.8 | 382.9 | 367.7 | 324.3 | 367.6 | 347.5 | البلدان المتقدمة |
| Asia (non-ESCSWA) | 171.7 | 116.9 | 197.3 | 215.7 | 184.1 | 379.7 | 273.1 | 320.7 | 506.2 | 401.8 | 312.0 | 442.7 | آسيا (بما عدا دول الإسكوا) |
| China | 1.8 | 4.1 | 2.5 | 6.7 | - | - | 0.3 | 30.8 | 10.6 | 6.3 | 7.7 | 16.7 | الصين |
| Hong Kong | - | 1.9 | 0.4 | 1.4 | - | - | 0.9 | 0.8 | 1.6 | 1.2 | 1.0 | 7.6 | هونغ كونغ |
| India | 19.1 | 31.5 | 6.4 | 3.0 | 1.9 | 26.1 | 15.1 | 35.8 | 66.1 | 53.0 | 14.1 | 14.1 | الهند |
| Iran | - | - | 2.7 | 1.9 | - | - | 2.3 | 2.1 | 0.1 | 0.2 | 0.0 | 5.0 | إيران |
| Pakistan | 0.5 | 4.1 | 4.6 | 2.5 | 8.0 | 6.7 | 7.7 | 3.2 | 6.0 | 4.6 | 8.3 | 4.4 | باكستان |
| Turkey | 15.6 | 10.3 | 7.5 | 18.4 | 16.1 | 26.5 | 19.6 | 25.9 | 71.5 | 82.7 | 115.4 | 96.6 | تركيا |
| Korea | 54.7 | 21.1 | 33.1 | 37.9 | 28.1 | 36.5 | 57.1 | 44.6 | 106.3 | 51.6 | 35.6 | 60.4 | كوريا |
| ASEAN | 25.4 | 8.8 | 110.0 | 101.8 | 118.6 | 250.3 | 149.3 | 134.7 | 177.1 | 115.4 | 101.5 | 219.3 | منظمة دول جنوب شرقي آسيا |
| Indonesia | - | - | 1.1 | 0.9 | - | - | 0.3 | 0.8 | 13.2 | 4.3 | 1.1 | 3.7 | إندونيسيا |
| Malaysia | - | - | 0.2 | 0.4 | - | - | 0.6 | 0.9 | 6.0 | 12.7 | 8.5 | 17.4 | ماليزيا |
| Philippines | - | - | - | 0.3 | - | - | 0.3 | 0.2 | 1.4 | 0.7 | 0.6 | 1.4 | الفلبين |
| Singapore | 24.5 | 8.1 | 107.2 | 94.1 | 118.6 | 250.3 | 144.7 | 128.3 | 146.7 | 92.8 | 90.2 | 152.7 | سنغافورة |
| Thailand | 0.9 | 0.7 | 1.5 | 1.7 | - | - | 3.4 | 4.6 | 9.5 | 4.7 | 1.0 | 44.2 | تايلاند |
| Brunei | - | - | - | 4.4 | - | - | - | - | 0.3 | 0.2 | - | - | بروناي |
| Others | 54.6 | 35.1 | 30.1 | 42.1 | 11.4 | 33.6 | 20.8 | 43.0 | 66.9 | 86.8 | 28.4 | 32.7 | آخرون |
| AFRICA | | | | | | | | | | | | | أفريقيا |
| Dev'ped Eco S Africa | - | - | - | - | - | - | - | 3.2 | 1.9 | 4.6 | 35.0 | 40.3 | البلدان المتقدمة جنوب إفريقيا |
| Dev'ping Economies | 76.6 | 75.7 | 79.9 | 60.1 | 93.1 | 188.7 | 189.9 | 161.6 | 167.4 | 173.8 | 135.3 | 151.9 | البلدان النامية |
| Arab Countries | 69.7 | 74.0 | 68.1 | 53.6 | 93.1 | 188.7 | 160.1 | 149.9 | 143.6 | 151.9 | 121.9 | 132.2 | البلدان العربية |
| Algeria | 7.0 | 3.7 | 5.3 | 5.4 | 4.6 | 7.2 | 28.4 | 24.5 | 32.8 | 31.3 | 15.9 | 6.9 | الجزائر |
| Libya | 0.2 | 0.2 | - | 5.7 | 43.5 | 120.5 | 58.2 | 62.5 | 44.1 | 52.9 | 51.8 | 69.6 | ليبيا |
| Morocco | 4.7 | 4.8 | 3.4 | 4.2 | 6.0 | 19.8 | 6.1 | 10.1 | 12.7 | 15.2 | 8.1 | 11.4 | المغرب |
| Sudan | 51.3 | 57.3 | 47.5 | 21.8 | 20.7 | 25.7 | 45.8 | 30.0 | 29.0 | 24.5 | 21.0 | 25.5 | السودان |
| Tunisia | 6.4 | 8.0 | 11.6 | 16.2 | 18.3 | 15.5 | 19.8 | 20.5 | 23.5 | 27.5 | 24.2 | 18.8 | تونس |
| Others | 0.1 | - | 0.3 | 0.3 | - | - | 1.8 | 2.3 | 1.5 | 0.7 | 0.9 | - | آخرون |
| Other Africa | 6.9 | 1.7 | 11.8 | 6.5 | - | - | 29.8 | 11.6 | 23.8 | 21.9 | 13.4 | 19.8 | البلدان الإفريقية الأخرى |
| Kenya | - | - | 0.1 | - | - | - | 1.7 | 0.2 | 1.1 | 3.4 | 0.8 | 2.7 | كينيا |
| Tanzania | 0.4 | - | - | - | - | - | 0.3 | 0.5 | 1.6 | 0.5 | 0.7 | 1.3 | تنزانيا |
| Others | 6.5 | 1.7 | 11.7 | 6.5 | - | - | 27.8 | 10.9 | 21.1 | 18.0 | 11.9 | 15.8 | آخرون |

III-2-3(Cont'd)
 صادرات العراق حسب امم اللدان خلال الفترة 1985-1997
 Exports of Iraq by Main Countries During the Period 1985-1997

| Min US \$ | 1985 | 1986 | 1987 | 1988 | 1989 | 1990 | 1991 | 1992 | 1993 | 1994 | |
|--------------------------|----------|---------|---------|---------|----------|----------|-------|-------|-------|-------|---------------------------------|
| World | 10,409.1 | 7,465.0 | 9,703.7 | 9,678.1 | 12,246.6 | 10,401.0 | 302.0 | 556.0 | 550.0 | 480.0 | العالم |
| Developed Countries | 5,692.4 | 4,162.3 | 5,236.7 | 5,049.1 | 6,881.0 | 6,388.1 | 32.0 | 158.0 | | | البلدان المتقدمة الغربية |
| Developing Countries | 4,716.7 | 3,302.7 | 4,467.0 | 4,629.0 | 5,365.6 | 4,012.9 | 270.0 | 398.0 | | | البلدان والاطمير النامية |
| Territories | | | | | | | | | | | الاطمير |
| EUROPE | | | | | | | | | | | أوروبا |
| Dev'ped Economies | 4,675.1 | 2,848.0 | 4,076.6 | 2,834.1 | 3,408.0 | 2,528.1 | 32.0 | 158.0 | | | البلدان المتقدمة الغربية |
| European Union, of which | 4,674.4 | 2,847.4 | 4,072.2 | 2,834.1 | 3,400.0 | 2,528.1 | 32.0 | 158.0 | | | الاتحاد الأوروبي، ومنها |
| Belgium & Luxemb | 160.5 | 71.0 | 295.0 | 160.0 | 266.0 | 166.0 | | | | | بلجيكا ولوكسمبورج |
| Denemark | 2.9 | 1.0 | 6.0 | 1.0 | 1.0 | | | | | | الدنمارك |
| France | 1,245.6 | 556.0 | 923.0 | 714.0 | 760.0 | 364.0 | | | | | فرنسا |
| Germany | | | | | | | 2.0 | | | | ألمانيا |
| F R of Germany (former) | 140.7 | 97.0 | 367.0 | 192.0 | 138.0 | 51.0 | | | | | ألمانيا الغربية سابقا |
| D R of Germany (former) | 31.0 | 29.0 | 78.0 | 10.0 | 37.0 | 12.0 | | | | | ألمانيا الشرقية سابقا |
| Greece | 421.2 | 119.0 | 119.0 | 44.0 | 65.0 | 72.0 | 7.0 | 72.0 | | | اليونان |
| Ireland | 0.3 | 0.2 | 0.2 | 0.1 | | | | | | | أيرلندا |
| Italy | 1,056.2 | 673.0 | 1,100.0 | 912.0 | 613.0 | 311.0 | 16.0 | 1.0 | | | إيطاليا |
| Netherlands | 249.2 | 301.0 | 204.0 | 185.0 | 596.0 | 756.0 | | | | | هولندا |
| Portugal | 215.5 | 134.0 | 116.0 | 135.0 | 211.0 | 155.0 | 2.0 | 84.0 | | | البرتغال |
| Spain | 1,025.9 | 779.0 | 591.0 | 372.0 | 597.0 | 480.0 | | | | | إسبانيا |
| United Kingdom | 53.3 | 87.0 | 164.0 | 70.0 | 83.0 | 160.0 | 4.0 | 1.0 | | | المملكة المتحدة |
| Austria | 68.2 | 0.1 | 92.0 | 39.0 | | 1.0 | 1.0 | | | | النمسا |
| Sweden | 3.9 | 0.1 | 17.0 | | 33.0 | 0.1 | | | | | السويد |
| EFTA | 0.7 | 0.6 | 4.4 | | 8.0 | | | | | | المنطقة الأوروبية للتجارة الحرة |
| Norway | 0.3 | 0.3 | 0.4 | | | | | | | | النرويج |
| Switzerland | 0.4 | 0.3 | 4.0 | | 1.0 | | | | | | سويسرا |
| Others | | | | | 7.0 | | | | | | غيرها |

III-2-3(Cont'd)
مصادر العراق حسب أهم اللدائن خلال الفترة ١٩٨٥-١٩٩٧
Exports of Iraq by Main Countries During the Period 1985-1997

مليون دولار أمريكي

| | 1985 | 1986 | 1987 | 1988 | 1989 | 1990 | 1991 | 1992 | 1993 | 1994 | |
|--------------------------|---------|---------|---------|---------|---------|---------|------|------|------|------|-------------------------------------|
| Dev'ing Eco +Former USSR | 943.4 | 964.8 | 812.0 | 815.0 | 659.6 | 493.9 | | | | | اللدائن النفطية + ا. السوفيتي سابقا |
| Yugoslavia (Former) | 761.0 | 721.8 | 390.0 | 611.0 | 377.0 | 229.0 | | | | | يوغوسلافيا (سابقا) |
| Bulgaria | | | | | | | | | | | بلغاريا |
| Czechoslovakia(Former) | 0.5 | 1.0 | 1.0 | 2.0 | 39.0 | 1.0 | | | | | تشيكوسلوفاكيا (سابقا) |
| Hungary | 3.4 | 1.0 | 2.0 | 1.0 | 2.0 | 29.0 | | | | | هنغاريا |
| Poland | 29.4 | 25.0 | 17.0 | 88.0 | 147.0 | 68.0 | | | | | بولندا |
| Rumania | 149.1 | 216.0 | 402.0 | 113.0 | 61.0 | 158.0 | | | | | رومانيا |
| USSR (Former) | | | | | 33.6 | 8.9 | | | | | الاتحاد السوفيتي (سابقا) |
| USSR-Europe (Former) | | | | | | | | | | | الاتحاد السوفيتي-أوروبا (سابقا) |
| AMERICA | | | | | | | | | | | أمريكا |
| Dev'ped Economies | 446.7 | 431.0 | 539.0 | 1,461.0 | 2,377.0 | 3,048.0 | | | | | البلدان المتقدمة النمو |
| Canada | 0.2 | 1.0 | 61.0 | 7.0 | 52.0 | 96.0 | | | | | كندا |
| U S A | 446.5 | 430.0 | 478.0 | 1,454.0 | 2,325.0 | 2,952.0 | | | | | الولايات المتحدة |
| Dev'ping Economies | 1,810.4 | 1,029.0 | 1,490.0 | 1,312.0 | 1,612.0 | 1,057.0 | 2.0 | 1.0 | | | البلدان النامية |
| LAIA | 1,810.4 | 1,029.0 | 1,490.0 | 1,312.0 | 1,612.0 | 1,057.0 | 2.0 | 1.0 | | | رابطة أمريكا اللاتينية للتكامل |
| Argentina | | | | | | | | | | | الأرجنتين |
| Brazil | 1,793.6 | 1,029.0 | 1,490.0 | 1,235.0 | 1,538.0 | 1,030.0 | 1.0 | 1.0 | | | البرازيل |
| Others | 16.8 | | | 77.0 | 74.0 | 27.0 | 1.0 | 1.0 | | | غيرها |
| Other America | | | | | | | | | | | بلدان أمريكا غير أخرى |
| Cuba | | | | | | | | | | | كوبا |
| OCEANIA | | | | | | | | | | | أوقيانوسيا |
| Dev'ped Economies | 1.4 | 0.3 | 0.1 | | | | | | | | البلدان المتقدمة النمو |
| Australia | 1.4 | 0.1 | | | | | | | | | أستراليا |
| New Zealand | - | 0.2 | 0.1 | | | | | | | | نيوزيلندا |
| Dev'ping Countries | - | - | - | - | - | - | - | - | - | - | البلدان النامية |
| ASIA | | | | | | | | | | | آسيا |
| Dev'ped Economies Japan | 569.2 | 883.0 | 621.0 | 754.0 | 1,096.0 | 812.0 | | | | | البلدان المتقدمة النمو اليابان |

III-2-3(Cont'd)
مبيعات العراق حسب أهم البلدان خلال الفترة ١٩٨٥-١٩٩٧
Exports of Iraq by Main Countries During the Period 1985-1997

مليون دولار أمريكي

| Min US \$ | 1985 | 1986 | 1987 | 1988 | 1989 | 1990 | 1991 | 1992 | 1993 | 1994 | |
|------------------------|---------|---------|---------|---------|---------|---------|-------|-------|------|------|------------------------------|
| Dev' ping Economies | 1,823.2 | 1,203.8 | 1,920.0 | 2,268.0 | 2,677.0 | 2,201.0 | 268.0 | 397.0 | | | البلدان النامية |
| ESCWA Countries | 266.2 | 315.0 | 417.0 | 502.0 | 541.0 | 491.0 | 251.0 | 395.0 | | | دول الإسكوا |
| Asia (non-ESCWA) | 1,557.0 | 888.8 | 1,503.0 | 1,766.0 | 2,136.0 | 1,710.0 | 17.0 | 2.0 | | | آسيا (باستثناء دول الإسكوا) |
| China | 6.1 | 5.0 | 1.0 | 12.0 | 66.0 | 65.0 | | | | | الصين |
| Hong Kong | 2.2 | | | | | | | | | | هونغ كونغ |
| India | 444.6 | 93.0 | 365.0 | 384.0 | 166.0 | 368.0 | 13.0 | | | | الهند |
| Iran | | | | | | | | | | | إيران |
| Pakistan | 1.3 | 1.0 | 1.0 | 4.0 | 4.0 | 18.0 | | | | | باكستان |
| Turkey | 1,033.4 | 699.0 | 1,049.0 | 1,310.0 | 1,500.0 | 951.0 | | 1.0 | | | تركيا |
| Korea | | | | | | | | | | | كوريا |
| ASEAN | 1.9 | 50.8 | 24.0 | 20.0 | 312.0 | 254.0 | 1.0 | | | | منطقة دول جنوب شرق آسيا |
| Indonesia | 0.7 | 0.1 | 1.0 | 17.0 | 272.0 | 153.0 | 1.0 | | | | إندونيسيا |
| Malaysia | 0.8 | 1.0 | 1.0 | 1.0 | 3.0 | 13.0 | | | | | ماليزيا |
| Philippines | | | | | | | | | | | الفلبين |
| Singapore | 0.4 | 14.7 | 1.0 | 2.0 | 1.0 | 34.0 | | | | | سنغافورة |
| Thailand | | | | | | 36.0 | | | | | تايلاند |
| Others | 67.5 | 40.0 | 63.0 | 36.0 | 88.0 | 54.0 | 3.0 | | | | غيرها |
| AFRICA | | | | | | | | | | | أفريقيا |
| Dev' ping Eco S Africa | - | - | - | - | - | - | - | - | - | - | البلدان النامية للشرق الأوسط |
| Dev' ping Economies | 139.7 | 105.1 | 245.0 | 234.0 | 417.0 | 261.0 | | | | | البلدان النامية |
| Arab Countries (1) | 138.9 | 104.1 | 244.0 | 221.0 | 415.0 | 259.0 | | | | | البلدان العربية (١) |
| Algeria | | | | | | | | | | | الجزائر |
| Libya | | | | | | | | | | | ليبيا |
| Morocco | 131.4 | 104.1 | 242.0 | 214.0 | 350.0 | 202.0 | | | | | المغرب |
| Sudan | 0.1 | | | | | | | | | | السودان |
| Tunisia | 7.2 | | 2.0 | 7.0 | 65.0 | 57.0 | | | | | تونس |
| others | 0.2 | | | | | | | | | | غيرها |
| Other Africa | 0.8 | 1.0 | 1.0 | 13.0 | 2.0 | 2.0 | | | | | البلدان الأخرى الأفريقية |
| Kenya | | | | 1.0 | 1.0 | 1.0 | | | | | كينيا |
| Tanzania | | | | | | | | | | | تنزانيا |
| Others | 0.8 | 1.0 | 1.0 | 12.0 | 1.0 | 1.0 | | | | | غيرها |

(١) ما عدا مصر التي أدرجت تحت بند دول الإسكوا

(١) ما عدا مصر التي أدرجت تحت بند دول الإسكوا

III-2-4

مصادر الأرباح حسب أهم البلدان خلال الفترة 1986-1997 (1)

Exports of Jordan by Main Countries During the Period 1986-1997 (1)

Min US \$

مليون دولار أمريكي

| | 1986 | 1987 | 1988 | 1989 | 1990 | 1991 | 1992 | 1993 | 1994 | 1995 | 1996 | 1997 | |
|-----------------------------------|-------|-------|-------|-------|-------|-------|-------|---------|---------|---------|---------|---------|-----------------------------------|
| World | 645 0 | 730 3 | 884 4 | 926 3 | 921 6 | 919 3 | 937 3 | 1,037 2 | 1 138 3 | 1,446 8 | 1,466 6 | 1 503 5 | العالم |
| Developed Countries & Territories | 76 4 | 76 2 | 95 9 | 82 6 | 58 8 | 48 0 | 58 3 | 81 3 | 114 9 | 143 8 | 184 6 | 165 1 | البلدان المتقدمة والبلدان النامية |
| Not Classified | 568 6 | 654 1 | 788 5 | 843 7 | 862 8 | 756 5 | 742 2 | 771 9 | 816 4 | 1 069 7 | 1,164 4 | 1,186 6 | غير مصنفة |
| EUROPE | | | | | | 114 9 | 136 8 | 184 0 | 207 0 | 233 2 | 117 5 | 151 8 | أوروبا |
| Developed Economies | 56 1 | 51 3 | 74 5 | 43 3 | 33 7 | 27 5 | 28 5 | 41 8 | 58 5 | 90 1 | 123 7 | 110 4 | البلدان المتقدمة النمو |
| European Union, of which | 54 7 | 50 6 | 70 5 | 43 2 | 33 4 | 27 4 | 28 1 | 41 7 | 58 4 | 89 9 | 118 8 | 100 6 | الاتحاد الأوروبي، ومنها |
| Belgium & Luxemb | 0 2 | 1 6 | 1 9 | 0 5 | 0 7 | 0 9 | 0 8 | 0 8 | 3 4 | 0 7 | 5 6 | 6 6 | لوكسمبورج وبلجيكا |
| Denemark | 0 3 | 1 7 | 1 9 | 0 1 | 0 5 | 0 1 | 0 1 | 0 1 | 0 1 | 0 4 | 0 1 | 0 1 | الدنمارك |
| France | 20 2 | 15 3 | 9 9 | 17 9 | 9 1 | 4 7 | 1 4 | 2 0 | 2 0 | 5 6 | 6 8 | 4 9 | فرنسا |
| Germany | | | | | | 2 4 | 1 7 | 3 5 | 5 7 | 5 5 | 1 7 1 | 2 4 4 | ألمانيا |
| F R of Germany (former) | 4 2 | 0 6 | 1 7 4 | 0 8 | 3 0 | | | | | | | | ألمانيا الغربية السابقة |
| D R of Germany (former) | | | | | | | | | | | | | ألمانيا الشرقية السابقة |
| Greece | 4 4 | 2 7 | 3 2 | 3 3 | 4 2 | 1 8 | 2 7 | 4 9 | 6 6 | 9 7 | 1 1 7 | 7 6 | اليونان |
| Ireland | - | - | - | - | - | - | - | - | - | 0 1 | 0 1 | 0 0 | أيرلندا |
| Italy | 20 3 | 27 4 | 32 6 | 14 9 | 6 5 | 5 2 | 6 1 | 9 3 | 14 3 | 26 0 | 28 9 | 19 1 | إيطاليا |
| Netherlands | 1 6 | 1 0 | 1 0 | 2 4 | 4 5 | 9 6 | 1 1 5 | 1 5 9 | 1 6 9 | 2 3 5 | 2 3 2 | 2 1 8 | هولندا |
| portugal | - | - | 0 5 | 0 3 | 0 3 | 0 3 | 0 3 | 0 5 | 0 1 | 1 8 | 2 4 | 1 6 | البرتغال |
| Spain | - | - | 0 6 | 0 6 | 1 7 | 0 9 | 1 0 | 0 5 | 3 7 | 9 2 | 1 2 3 | 7 5 | إسبانيا |
| United Kingdom | 2 7 | 0 3 | 1 5 | 2 4 | 2 8 | 1 4 | 2 4 | 3 7 | 4 9 | 6 0 | 7 6 | 6 3 | المملكة المتحدة |
| Austria | 0 8 | - | - | - | 0 1 | 0 1 | 0 1 | 0 4 | 0 3 | 1 0 | 2 4 | 0 3 | النمسا |
| Sweden | | | | | | 0 1 | - | 0 2 | 0 2 | 0 4 | 0 7 | 0 4 | السويد |
| EFTA | 1 4 | 0 7 | 4 0 | 0 1 | 0 3 | 0 1 | 0 4 | 0 1 | 0 1 | 0 2 | 4 8 | 9 8 | الاتحاد الأوروبي للتجارة الحرة |
| Norway | - | - | - | - | - | - | - | - | - | 0 1 | 0 0 | 0 1 | النرويج |
| Switzerland | - | - | - | - | - | - | - | - | - | 0 1 | 1 7 | 0 5 | سويسرا |
| Others | 1 4 | 0 7 | 4 0 | 0 1 | 0 3 | 0 1 | 0 4 | 0 1 | 0 1 | 0 1 | 3 1 | 9 2 | غير عا |

III-2-4

مصادر الأردن حسب أهم البلدان خلال الفترة 1986-1997 (1)

Exports of Jordan by Main Countries During the Period 1986-1997 (1)

مليون دولار أمريكي

| | 1986 | 1987 | 1988 | 1989 | 1990 | 1991 | 1992 | 1993 | 1994 | 1995 | 1996 | 1997 | |
|-----------------------------------|------|------|------|------|------|------|------|------|------|------|------|------|------------------------------------|
| Dev'ping Eco + Former USSR | 612 | 637 | 714 | 755 | 415 | 408 | 228 | 477 | 191 | 248 | 244 | 174 | البلدان النامية + ا. السوفيت سابقا |
| Yugoslavia (Former) | 220 | 204 | 264 | 203 | 126 | 78 | 93 | 36 | 36 | 16 | 28 | 18 | يوغوسلافيا (سابقا) |
| Bulgaria | 16 | - | 18 | 17 | - | 13 | 27 | 32 | 30 | 35 | 56 | 84 | بلغاريا |
| Czechoslovakia (Former) | 37 | 24 | 36 | 34 | 36 | 04 | 03 | 02 | - | 06 | 16 | 06 | تشيكوسلوفاكيا (سابقا) |
| Hungary | - | - | - | - | - | - | - | 02 | - | - | 01 | 07 | هنغاريا |
| Poland | 106 | 209 | 132 | 281 | - | 40 | 41 | - | - | - | 21 | 00 | بولندا |
| Rumania | 215 | 189 | 194 | 205 | 53 | 27 | 45 | 30 | 36 | 73 | 37 | 28 | رومانيا |
| USSR (Former) | - | - | - | - | 150 | 246 | 19 | 376 | 89 | 118 | 86 | 31 | الاتحاد السوفيتي (سابقا) |
| USSR-Europe (Former) | - | - | - | - | - | - | - | - | - | - | - | - | ا. السوفيتي-أوروبا (سابقا) |
| AMERICA | | | | | | | | | | | | | أمريكا |
| Dev'ped Economies | 23 | 29 | 33 | 50 | 54 | 35 | 63 | 109 | 130 | 212 | 197 | 74 | البلدان المتقدمة النمو |
| Canada | 14 | 01 | - | 01 | 01 | 01 | - | 02 | 02 | 02 | 03 | 05 | كندا |
| U S A | 09 | 28 | 33 | 49 | 53 | 33 | 63 | 107 | 128 | 209 | 194 | 69 | الولايات المتحدة |
| Dev'ping Economies | | | | | | | | | | | | | البلدان النامية |
| LAIA | | | | | | | | | | | | | رابطة أمريكا اللاتينية للتعاون |
| Argentina | | | | | | | | | | | | | الأرجنتين |
| Brazil | | | | | | 33 | 68 | 63 | 59 | 57 | 73 | 57 | البرازيل |
| Others | | | | | | | 02 | 01 | 35 | 01 | 01 | 02 | غيرها |
| Other America | | | | | | | | | | | | | البلدان الأمريكية الأخرى |
| Cuba | | | | | | | | 07 | 02 | - | 00 | 01 | كوبا |
| OCEANIA | | | | | | | | | | | | | أوقيانوسيا |
| Dev'ped Economies | 17 | | 01 | 28 | 02 | 14 | 59 | 142 | 254 | 138 | 239 | 293 | البلدان المتقدمة النمو |
| Australia | 17 | | 01 | 28 | - | 11 | 38 | 82 | 179 | 110 | 172 | 217 | أستراليا |
| New Zealand | | | | | 02 | 03 | 21 | 60 | 75 | 28 | 67 | 76 | نيوزيلندا |
| Dev'ping Countries | 123 | 107 | 30 | - | - | - | - | - | - | - | - | - | البلدان النامية |
| ASIA | | | | | | | | | | | | | آسيا |
| Dev'ped Economies Japan | 163 | 220 | 180 | 315 | 195 | 156 | 177 | 145 | 180 | 187 | 173 | 180 | البلدان المتقدمة النمو اليابان |

III-2-4

مصادر الأرباح حسب أهم البلدان خلال الفترة ١٩٨٦-١٩٩٧ (١)
 Exports of Jordan by Main Countries During the Period 1986-1997 (1)

| Million US \$ | 1986 | 1987 | 1988 | 1989 | 1990 | 1991 | 1992 | 1993 | 1994 | 1995 | 1996 | 1997 | |
|-----------------------|-------|-------|-------|-------|-------|-------|-------|-------|-------|-------|---------|---------|---------------------------------------|
| Developing Economies | 477.1 | 571.0 | 675.3 | 733.5 | 762.6 | 662.6 | 656.6 | 690.4 | 738.3 | 975.9 | 1,016.6 | 1,073.1 | البلدان النامية |
| ESCWVA Countries | 281.8 | 370.3 | 352.4 | 408.6 | 370.6 | 217.6 | 288.0 | 393.8 | 432.7 | 596.0 | 636.5 | 713.7 | دول الإسكوا |
| Asia (non-ESCWVA) | 195.3 | 200.7 | 322.9 | 324.9 | 392.0 | 445.0 | 368.6 | 296.6 | 305.6 | 379.9 | 380.1 | 359.4 | آسيا (ما عدا دول الإسكوا) |
| China | 21.6 | 29.6 | 43.3 | 19.0 | 27.2 | 47.8 | 20.6 | 24.3 | 11.7 | 19.0 | 13.5 | 19.2 | الصين |
| Hong Kong | | | | | | | | | 0.3 | 1.0 | 0.6 | 0.6 | هونغ كونغ |
| India | 97.6 | 65.1 | 150.6 | 164.6 | 194.3 | 161.0 | 141.8 | 97.2 | 126.0 | 162.8 | 115.2 | 139.0 | الهند |
| Iran | - | - | - | - | 1.4 | 44.3 | 28.7 | 14.1 | 6.2 | 27.4 | 31.4 | 7.4 | إيران |
| Pakistan | 9.9 | 30.3 | 10.9 | 10.9 | 13.3 | 6.7 | 8.7 | 6.0 | 23.9 | 15.6 | 26.4 | 18.2 | باكستان |
| Turkey | | | | | | 19.2 | 22.5 | 18.6 | 14.7 | 27.9 | 25.6 | 23.1 | تركيا |
| Korea | | | | | | 14.7 | 17.8 | 11.1 | 20.6 | 17.9 | 25.5 | 27.3 | كوريا |
| ASEAN | 0.5 | 1.2 | 3.4 | 0.8 | 8.2 | 73.2 | 77.4 | 85.9 | 70.3 | 89.8 | 104.2 | 74.1 | منظمة دول جنوب شرق آسيا |
| Indonesia | | | | | | 35.5 | 42.6 | 55.5 | 40.0 | 21.2 | 44.3 | 25.7 | إندونيسيا |
| Malaysia | | | | | | 11.0 | 13.4 | 18.4 | 18.8 | 39.0 | 27.0 | 21.0 | ماليزيا |
| Philippines | | | | | | 4.8 | 5.7 | 4.7 | 5.6 | 21.5 | 22.0 | 17.1 | الفلبين |
| Singapore | 0.5 | 1.2 | 3.4 | 0.8 | 8.2 | 5.7 | 2.7 | 1.5 | 4.0 | 2.4 | 0.6 | 0.4 | سنغافورة |
| Thailand | | | | | | 16.2 | 13.0 | 5.9 | 1.9 | 5.7 | 10.3 | 9.9 | تايلاند |
| Others | 65.7 | 74.5 | 114.7 | 129.6 | 147.6 | 78.2 | 51.2 | 39.5 | 31.8 | 18.4 | 37.7 | 50.5 | غيرها |
| AFRICA | | | | | | | | | | | | | أفريقيا |
| Dev'ped Eco S. Africa | - | - | - | - | - | - | - | - | - | - | - | - | البلدان النامية المتقدمة لغرب إفريقيا |
| Developing Economies | 18.0 | 8.7 | 38.8 | 34.7 | 58.7 | 53.1 | 62.7 | 33.7 | 59.0 | 69.1 | 115.9 | 90.1 | البلدان النامية |
| Arab Countries (2) | 9.8 | 8.7 | 18.4 | 10.8 | 19.1 | 36.3 | 31.7 | 27.0 | 49.5 | 48.4 | 48.0 | 68.1 | البلدان العربية (٢) |
| Algeria | | | | | | 1.0 | 2.3 | 0.8 | 1.52 | 10.8 | 9.1 | 30.6 | الجزائر |
| Libya | 3.1 | 2.9 | 1.9 | 2.4 | 6.3 | 18.5 | 12.0 | 10.6 | 13.4 | 15.8 | 12.0 | 11.5 | ليبيا |
| Morocco | | | | | | 1.7 | 1.3 | 0.7 | 1.4 | 1.7 | 1.9 | 2.7 | المغرب |
| Sudan | 0.5 | 2.0 | 6.4 | 2.7 | 7.7 | 8.6 | 11.7 | 8.6 | 13.2 | 13.9 | 15.2 | 16.2 | السودان |
| Tunisia | - | - | - | - | - | 6.5 | 4.4 | 5.8 | 6.0 | 5.9 | 9.8 | 6.5 | تونس |
| Others | 6.2 | 3.8 | 10.1 | 5.7 | 5.1 | - | - | 0.6 | 0.4 | 0.3 | 0.1 | 0.6 | غيرها |
| Other Africa | 8.2 | 0.0 | 20.4 | 23.9 | 39.6 | 16.8 | 31.0 | 6.7 | 9.4 | 20.6 | 67.9 | 22.0 | بلدان إفريقيا الأخرى |
| Kenya | - | - | - | - | - | - | - | - | 1.2 | - | 0.2 | 0.0 | كينيا |
| Tanzania | 0.2 | - | - | - | - | - | - | - | - | 1.3 | 0.2 | 0.1 | تنزانيا |
| Others | 8.0 | - | 20.4 | 23.9 | 39.6 | 16.8 | 31.0 | 6.7 | 8.2 | 19.3 | 67.6 | 21.9 | غيرها |

(١) الصناديق المحلية
 (٢) ما عدا مصر التي الرجوع تصف مد دول الإسكوا
 (٣) Except Egypt which was included in the item "ESCWVA countries"

III-2-6 (Cont'd)
مطريات لبنان حسب أهم البلدان خلال الفترة 1986-1997
Exports of Lebanon by Main Countries During the Period 1986-1997

| Min US\$ | 1986 | 1987 | 1988 | 1989 | 1990 | 1991 | 1992 | 1993 | 1994 | 1995 | 1996 | 1997 | |
|-----------------------------------|-------|-------|-------|-------|-------|-------|-------|-------|-------|-------|-------|-------|------------------------------------|
| World | 430.3 | 496.3 | 628.4 | 485.3 | 494.0 | 539.1 | 559.7 | 451.9 | 572.0 | 823.5 | 734.0 | 642.0 | العالم |
| Developed Countries & Territories | 144.1 | 176.7 | 240.8 | 199.1 | 200.3 | 210.2 | 183.6 | 98.7 | 129.5 | 192.9 | 237.1 | 225.8 | البلدان المتقدمة والولايات المتحدة |
| EUROPE | 286.2 | 319.6 | 387.6 | 286.2 | 293.7 | 328.9 | 376.1 | 353.2 | 442.5 | 630.6 | 496.9 | 416.3 | أوروبا |
| Developed Economies | 113.8 | 141.6 | 192.9 | 159.5 | 168.9 | 177.0 | 149.9 | 77.9 | 98.9 | 147.9 | 192.1 | 173.4 | البلدان المتقدمة السبع |
| European Union, of which | 65.3 | 93.4 | 127.4 | 110.0 | 117.2 | 116.6 | 104.0 | 75.2 | 85.9 | 127.8 | 167.5 | 148.4 | الاتحاد الأوروبي وسهبا |
| Belgium & Luxemb | 5.4 | 8.6 | 8.6 | 10.8 | 7.8 | 10.6 | 10.9 | 9.7 | 5.9 | 7.1 | 11.3 | 8.6 | بلجيكا ولوكسمبورج |
| Denemark | 1.6 | 1.8 | 3.1 | 1.3 | 2.2 | 2.7 | 1.9 | 2.1 | 1.4 | 2.0 | 2.1 | 1.6 | الدنمارك |
| France | 9.9 | 22.5 | 32.2 | 23.8 | 24.8 | 29.1 | 29.4 | 27.1 | 26.4 | 49.5 | 46.9 | 45.9 | فرنسا |
| Germany | 6.5 | 9.7 | 11.0 | 13.0 | 16.8 | 13.5 | 13.5 | 7.2 | 9.6 | 18.3 | 22.9 | 13.9 | ألمانيا |
| F.R. of Germany (former) | | | | | | | | | | | | | ألمانيا الغربية السابقة |
| D.R. of Germany (former) | | | | | | | | | | | | | ألمانيا الشرقية السابقة |
| Greece | 1.3 | 1.3 | 3.8 | 3.2 | 2.5 | 4.5 | 6.0 | 2.4 | 5.7 | 4.5 | 7.6 | 6.0 | اليونان |
| Ireland | 0.1 | 0.4 | 0.1 | 0.3 | 0.5 | 1.4 | 0.4 | 4.2 | 11.1 | 12.2 | 0.3 | 4.3 | أيرلندا |
| Italy | 20.8 | 28.5 | 36.4 | 33.4 | 44.7 | 28.1 | 16.8 | 7.1 | 9.4 | 12.4 | 16.0 | 17.4 | إيطاليا |
| Netherlands | 4.2 | 3.6 | 4.8 | 4.8 | 2.7 | 6.1 | 4.2 | 0.1 | 0.6 | 0.6 | 0.0 | 0.2 | هولندا |
| portugal | - | 0.1 | 0.4 | 0.4 | 0.1 | 2.0 | 1.4 | 0.6 | 3.6 | 8.0 | 2.3 | 6.2 | البرتغال |
| Spain | 1.0 | 0.8 | 1.5 | 1.2 | 2.7 | 2.0 | 1.4 | 0.6 | 3.6 | 8.0 | 2.3 | 6.2 | إسبانيا |
| United Kingdom | 12.9 | 13.9 | 23.0 | 16.7 | 10.4 | 13.5 | 16.5 | 16.9 | 11.0 | 13.9 | 15.9 | 19.8 | المملكة المتحدة |
| Austria | 0.5 | 0.6 | 0.7 | 0.1 | 0.4 | 3.4 | 0.9 | 0.9 | 1.8 | 0.4 | 0.4 | 0.2 | النمسا |
| Sweden | 1.1 | 1.6 | 1.8 | 1.4 | 1.6 | 1.7 | 2.0 | 2.7 | 13.1 | 20.1 | 24.6 | 25.1 | السويد |
| EFTA | 48.5 | 48.2 | 65.5 | 49.5 | 51.7 | 60.4 | 45.9 | 2.7 | 13.1 | 20.1 | 24.6 | 25.1 | الاتحاد الأوروبي المتكامل للفترة |
| Norway | - | 2.3 | 0.1 | 0.1 | 0.2 | 0.2 | 0.7 | 2.3 | 13.1 | 9.3 | 15 | 0.2 | النرويج |
| Switzerland | 48.5 | 45.9 | 65.3 | 49.4 | 51.7 | 59.9 | 45.0 | 2.3 | 13.1 | 9.3 | 14.8 | 15.7 | سويسرا |
| Others | 0.1 | | 0.1 | | 0.3 | 0.3 | 0.2 | 0.3 | 10.8 | 8.4 | 9.1 | | غيرها |

III-2-6 (Cont'd)
مطارات لبنان حسب أهم اللدان خلال الفترة ١٩٨٦-١٩٩٧
Exports of Lebanon by Main Countries During the Period 1986-1997

ملين دولار أمريكي

| | 1986 | 1987 | 1988 | 1989 | 1990 | 1991 | 1992 | 1993 | 1994 | 1995 | 1996 | 1997 | |
|--------------------------|------|------|------|------|------|------|------|------|------|------|------|------|---------------------------------|
| Dev'ing Eco +Former USSR | 9.8 | 6.3 | 3.3 | 1.9 | 7.0 | 18.2 | 25.5 | 41.6 | 32.0 | 33.6 | 28.7 | 14.3 | لبنان السابق + السوفييت سابقا |
| Yugoslavia (Former) | 0.3 | 0.1 | | 0.1 | 0.3 | 0.5 | 0.5 | 2.5 | 2.5 | 3.7 | 0.7 | 0.7 | يوغوسلافيا (سابقا) |
| Bulgaria | | | | | | | | 10.4 | 6.3 | 5.3 | 3.7 | 1.4 | بلغاريا |
| Czechoslovakia(Former) | 7.7 | 3.4 | 1.1 | 0.4 | 0.6 | 1.9 | 2.2 | 2.6 | 0.5 | 0.3 | 0.6 | 0.3 | تشيكوسلوفاكيا (سابقا) |
| Hungary | 1.7 | 1.7 | 1.6 | 1.4 | 0.2 | 0.3 | 0.2 | | | | 0.0 | 0.2 | هنغاريا |
| Poland | 0.1 | 1.1 | 0.6 | | | | | | | | 0.1 | 0.0 | بولندا |
| Rumania | | | | | 5.9 | 15.5 | 22.6 | 11.6 | 10.5 | 12.6 | 9.2 | 4.6 | رومانيا |
| USSR (Former) | | | | | | | | | | | | | الاتحاد السوفيتي (سابقا) |
| USSR-Europe (Former) | | | | | | | | 14.6 | 12.1 | 11.7 | 14.5 | 7.1 | الاتحاد السوفيتي-أوروبا (سابقا) |
| AMERICA | | | | | | | | | | | | | أمريكا |
| Dev'ped Economies | 28.7 | 32.5 | 43.3 | 32.0 | 25.2 | 29.5 | 29.8 | 19.7 | 24.2 | 35.2 | 34.9 | 43.1 | البلدان المتقدمة النمو |
| Canada | 0.7 | 1.3 | 5.0 | 3.4 | 2.7 | 3.6 | 3.8 | 19.7 | 3.5 | 4.2 | 4.3 | 4.5 | كندا |
| U.S.A | 28.0 | 31.2 | 38.3 | 28.6 | 22.5 | 25.9 | 26.0 | 19.7 | 20.7 | 30.9 | 30.6 | 38.5 | الولايات المتحدة |
| Dev'ing Economies | 0.2 | 0.4 | 0.5 | 0.1 | 0.3 | 0.5 | 0.6 | 0.7 | 1.8 | 2.7 | 5.6 | 5.6 | البلدان النامية |
| LATA | 0.2 | 0.4 | 0.5 | 0.1 | 0.3 | 0.5 | 0.6 | 0.7 | 1.8 | 2.7 | 5.0 | 5.4 | رابطة أمريكا اللاتينية للتجارة |
| Argentina | | | | | | | | | | | 0.2 | 0.1 | الأرجنتين |
| Brazil | | | | | | 0.3 | 0.2 | 0.7 | 1.8 | 2.7 | 3.8 | 4.3 | البرازيل |
| Others | 0.2 | 0.4 | 0.5 | 0.1 | 0.3 | 0.2 | 0.4 | | | | 1.0 | 0.9 | غيرها |
| Other America | | | | | | | | | | | 0.5 | 0.3 | بلدان أمريكا أخرى |
| Cuba | | | | | | | | | | | | 0.0 | كوبا |
| OCEANIA | | | | | | | | | | | | | أوقيانوسيا |
| Dev'ped Economies | 0.7 | 1.1 | 1.7 | 1.9 | 2.3 | 2.3 | 1.9 | 2.6 | 2.6 | 3.8 | 4.2 | 4.8 | البلدان المتقدمة النمو |
| Australia | 0.7 | 1.1 | 1.7 | 1.9 | 2.3 | 2.3 | 1.9 | 2.6 | 2.6 | 3.8 | 4.1 | 4.6 | أستراليا |
| New Zealand | | | | | | | | | | | 0.1 | 0.2 | نيوزيلندا |
| Dev'ing Countries | | | | | | | | | | | | | البلدان النامية |
| ASIA | | | | | | | | | | | | | آسيا |
| Dev'ped Economies Japan | 0.9 | 1.5 | 2.9 | 5.7 | 3.9 | 1.4 | 2.0 | 1.1 | 3.7 | 5.9 | 4.3 | 3.8 | بلدان المتقدمة النمو اليابان |

III-2-6 (Cont'd)
ملايات ليل حسب اهم اللدان خلال الفترة ١٩٨٦-١٩٩٧
Exports of Lebanon by Main Countries During the Period 1986-1997

Min US \$

مليون دولار امريكى

| | 1986 | 1987 | 1988 | 1989 | 1990 | 1991 | 1992 | 1993 | 1994 | 1995 | 1996 | 1997 | |
|-----------------------|-------|-------|-------|-------|-------|-------|-------|-------|-------|-------|-------|-------|------------------------------|
| Dev'ping Economies | 263 0 | 296 4 | 364 6 | 261 9 | 263 2 | 284 1 | 321 5 | 295 9 | 387 2 | 565 6 | 418 5 | 344 7 | البلدان النامية |
| ESCWA Countries | 249 7 | 282 1 | 351 1 | 247 6 | 239 6 | 260 1 | 302 3 | 220 6 | 336 4 | 492 6 | 337 3 | 289 3 | دول الاسكوا |
| Asia (non-ESCWA) | 13 3 | 14 3 | 13 5 | 14 3 | 23 6 | 24 0 | 19 2 | 75 2 | 50 9 | 73 0 | 81 2 | 55 4 | اسيا (ما عدا دول الاسكوا) |
| China | | 0 1 | | | | 0 1 | 0 2 | 1 1 | | | 0 2 | 0 6 | الصين |
| Hong Kong | | | | | | 0 1 | 0 5 | 0 2 | 0 4 | 0 3 | 4 5 | 2 2 | هونغ كونغ |
| India | 0 1 | 0 3 | 0 6 | 0 2 | 0 1 | 0 1 | 0 2 | | | | 1 1 | 0 9 | الهند |
| Iran | | 0 9 | 0 9 | 1 8 | 2 3 | 2 5 | 2 8 | | 2 1 | 1 2 | 1 6 | 1 2 | اليران |
| Pakistan | | 0 1 | 0 6 | 1 3 | 4 4 | 0 5 | 0 2 | 4 9 | 5 1 | 1 5 4 | 1 2 7 | 0 2 | باكستان |
| Turkey | 5 4 | 7 0 | 1 4 | 2 3 | 3 1 | 4 7 | 1 8 | 0 5 | 0 9 | 1 4 | 2 5 | 0 0 | تركيا |
| Korea | 0 1 | 0 9 | 3 0 | 0 7 | 3 4 | 2 1 | 1 4 | | 3 2 | 4 7 | 3 2 | 3 7 | كوريا |
| ASEAN | 0 2 | 0 1 | 0 2 | 0 4 | 1 2 | 2 3 | 1 6 | | 1 8 | 3 7 | 0 8 | 1 0 | منظمة دول جنوب شرقى اسيا |
| Indonesia | | | | | | 0 1 | 0 5 | | | | 0 3 | 1 0 | اندونيسيا |
| Malaysia | 0 1 | | 0 1 | | 0 1 | | 0 1 | | | | 0 3 | 1 0 | ماليزيا |
| Philippines | | | | | 0 9 | | | | | | 1 3 | 0 3 | الفلبين |
| Singapore | 0 1 | 0 1 | | 0 1 | 0 1 | 0 1 | 1 0 | | 1 5 | 0 9 | 0 2 | 0 9 | سنغافورة |
| Thailand | | | 0 1 | 0 1 | | 0 9 | | | | | 0 5 | 0 6 | تايلاند |
| Others | 7 5 | 4 9 | 6 8 | 7 6 | 9 1 | 1 1 6 | 10 5 | 6 8 6 | 3 9 1 | 5 0 1 | 5 5 4 | 2 0 0 | غيرها |
| AFRICA | | | | | | | | | | | | | الاريفيا |
| Dev'ping Eco S Africa | | | | | | | | | | | 1 6 | 0 6 | البلدان النامية جنوب الريفيا |
| Dev'ping Economies | 13 4 | 1 6 5 | 1 9 2 | 2 2 3 | 2 3 2 | 2 6 1 | 2 8 5 | 1 5 0 | 2 1 5 | 2 8 8 | 4 4 1 | 5 1 6 | البلدان النامية الغربية (١) |
| Arab Countries (1) | 3 6 | 4 3 | 6 0 | 7 3 | 8 4 | 9 8 | 10 4 | 10 5 | 1 2 7 | 1 8 4 | 1 8 9 | 2 5 1 | البلدان العربية (١) |
| Algeria | | | | | | | | | | | 1 3 | 4 0 | الجزائر |
| Libya | | | | | | | | 10 5 | 7 2 | 1 1 2 | 1 2 3 | 1 4 0 | ليبيا |
| Morocco | 2 3 | 2 7 | 2 9 | 2 9 | 3 2 | 3 5 | 3 8 | | 1 9 | 1 9 | 0 7 | 2 7 | المغرب |
| Sudan | 0 8 | 1 0 | 1 1 | 1 5 | 1 8 | 2 0 | 2 1 | | 1 7 | 1 9 | 2 8 | 2 8 | السودان |
| Tunisia | 0 4 | 0 5 | 1 7 | 2 7 | 2 8 | 3 6 | 3 7 | | 0 8 | 0 4 | 1 8 | 1 2 | تونس |
| others | 0 1 | 0 1 | 0 3 | 0 2 | 0 6 | 0 7 | 0 8 | | 1 2 | 3 0 | - | 0 4 | غيرها |
| Other Africa | 9 8 | 1 2 2 | 1 3 2 | 1 5 0 | 1 4 8 | 1 6 3 | 1 8 1 | 4 6 | 8 8 | 1 0 4 | 2 5 2 | 2 6 5 | البلدان الريفيا الاخرى |
| Kenya | | | | | 0 1 | 0 1 | 0 1 | | | | 0 3 | 0 6 | كينيا |
| Tanzania | | | | | | | | | | | 0 4 | 0 5 | تانزانيا |
| Others | 9 8 | 1 2 2 | 1 3 2 | 1 5 0 | 1 4 7 | 1 6 2 | 1 8 0 | 4 6 | 8 8 | 1 0 4 | 2 4 5 | 2 5 4 | غيرها |

(١) Except Egypt which was included in the item "ESCWA countries"

(١) ما عدا مصر التي ادرج تحت مد دول الاسكوا

III-2-7
ملاكات عمان حسب ام اللدان خلال الفترة ١٩٨٦-١٩٩٧
Exports of Oman by Main Countries During the Period 1986-1997

| | 1986 | 1987 | 1988 | 1989 | 1990 | 1991 | 1992 | 1993 | 1994 | 1995 | 1996 | 1997 | |
|-----------------------------------|---------|---------|---------|---------|---------|---------|---------|---------|---------|---------|---------|---------|---------------------------------|
| World | 2 844 9 | 3 778 9 | 3 271 3 | 3 861 8 | 5 214 8 | 4 872 5 | 5 553 5 | 5 370 5 | 5 418 3 | 5 961 3 | 7 221 9 | 7 494 1 | العالم |
| Developed Countries & Territories | 80 4 | 83 2 | 90 0 | 69 2 | 86 1 | 89 2 | 70 6 | 132 6 | 122 4 | 157 2 | 164 7 | 218 4 | البلدان المتقدمة والامم المتحدة |
| Crude oil | 2 554 5 | 3 454 7 | 2 867 6 | 3 425 7 | 4 756 1 | 4 239 0 | 4 643 0 | 4 218 8 | 4 107 7 | 4 650 8 | 5 764 6 | 5 647 3 | النفط الخام |
| EUROPE | | | | | | | | | | | | | أوروبا |
| Developed Economies | 48 5 | 43 2 | 52 9 | 47 4 | 54 1 | 49 0 | 35 6 | 47 1 | 50 7 | 53 2 | 57 5 | 114 5 | البلدان المتقدمة النمو |
| European Union, of which | 46 7 | 41 9 | 50 2 | 45 4 | 51 4 | 48 2 | 35 3 | 46 8 | 50 1 | 52 6 | 55 2 | 112 2 | الاتحاد الأوروبي ومنها |
| Belgium & Luxemb | 0 8 | 1 5 | 0 9 | 0 5 | 0 7 | 1 1 | 0 5 | 0 6 | 0 7 | 1 0 | 1 4 | 5 6 | بلجيكا ولوكسمبورج |
| Denmark | - | 0 1 | 1 0 | 0 1 | 1 4 | - | - | - | 0 1 | 0 3 | 0 3 | 1 0 | الدنمارك |
| France | 4 2 | 2 2 | 5 8 | 2 6 | 6 2 | 3 4 | 3 5 | 5 8 | 5 7 | 5 8 | 10 2 | 8 1 | فرنسا |
| Germany | | | | | | | | | | | | | ألمانيا |
| F R of Germany (former) | 7 5 | 6 1 | 2 3 | 2 5 | 3 1 | 3 1 | 1 9 | 3 5 | 2 7 | 4 7 | 4 8 | 8 4 | ألمانيا الغربية سابقا |
| D R of Germany (former) | | | | | | | | | | | | | ألمانيا الشرقية سابقا |
| Greece | - | 0 3 | 0 6 | 0 4 | 0 9 | 0 7 | 2 6 | 2 8 | 1 1 | 1 6 | 1 5 | 2 1 | اليونان |
| Ireland | | | | | | | | | | | | | أيرلندا |
| Italy | 1 0 | 4 5 | 5 5 | 5 1 | 3 1 | 2 2 | 2 0 | 2 4 | 3 3 | 3 5 | 2 6 | 3 9 | إيطاليا |
| Netherlands | 5 7 | 3 6 | 6 3 | 6 7 | 4 1 | 4 0 | 2 9 | 2 4 | 3 4 | 4 9 | 7 1 | 13 3 | هولندا |
| Portugal | | | | | | | | | | | | | البرتغال |
| Spain | | | | | | | | | | | | | إسبانيا |
| United Kingdom | 26 9 | 20 4 | 23 3 | 15 8 | 27 5 | 33 1 | 21 4 | 29 0 | 31 6 | 29 0 | 24 5 | 64 2 | المملكة المتحدة |
| Austria | | | | | | | | | | | | | النمسا |
| Sweden | 0 6 | 3 2 | 4 0 | 11 6 | 4 2 | 0 2 | 0 1 | - | 0 2 | 0 3 | 0 2 | 1 1 | السويد |
| EFTA | 1 8 | 1 3 | 2 7 | 2 0 | 2 7 | 0 8 | 0 3 | 0 4 | 0 6 | 0 7 | 2 4 | 2 3 | الاتحاد الأوروبي للبحر المتوسط |
| Norway | | | | | | | | | | | | | النرويج |
| Switzerland | 1 6 | 1 0 | 2 2 | 1 9 | 2 7 | 0 2 | 0 2 | 0 3 | 0 1 | 0 4 | 1 1 | 2 0 | سويسرا |
| Others | 0 2 | 0 2 | 0 4 | 0 1 | - | 0 1 | 0 1 | 0 1 | 0 3 | 0 2 | 1 1 | 0 1 | أخرى |

III-2-7
مطلقات عمل حسب أهم البلدان خلال الفترة 1986-1997
Exports of Oman by Main Countries During the Period 1986-1997

مليون دولار أمريكي

| Mn US \$ | 1986 | 1987 | 1988 | 1989 | 1990 | 1991 | 1992 | 1993 | 1994 | 1995 | 1996 | 1997 | |
|--------------------------|------|------|------|------|------|------|------|------|------|------|------|------|---------------------------------------|
| Dev'ing Eco +Former USSR | | | | | | | | 13 | 11 | 61 | 30.0 | 24.6 | البلدان النامية + الدول المصدرة سابقا |
| Yugoslavia (Former) | | | | | | | | 0.2 | 0.1 | - | - | 0.1 | يوغوسلافيا (سابقا) |
| Bulgaria | | | | | | | | - | - | - | - | 0.0 | بلغاريا |
| Czechoslovakia(Former) | | | | | | | | 0.2 | - | 0.3 | - | 0.0 | تشيكوسلوفاكيا (سابقا) |
| Hungary | | | | | | | | - | - | - | - | 0.1 | هنغاريا |
| Poland | | | | | | | | - | 0.1 | 0.0 | 0.1 | 0.1 | بولندا |
| Rumania | | | | | | | | - | - | - | - | 0.0 | رومانيا |
| USSR (Former) | | | | | | | | 0.9 | 0.9 | 5.8 | 29.9 | 24.3 | الاتحاد السوفيتي (سابقا) |
| USSR-Europe (Former) | | | | | | | | - | - | - | - | - | الاتحاد السوفيتي-أوروبا (سابقا) |
| AMERICA | | | | | | | | | | | | | أمريكا |
| Dev'ped Economies | 8.5 | 11.7 | 18.8 | 15.3 | 17.0 | 24.4 | 26.7 | 42.4 | 54.6 | 76.6 | 75.1 | 89.5 | البلدان المتقدمة النمو |
| Canada | - | 1.8 | 0.2 | 0.3 | 0.2 | 1.3 | 0.3 | 0.4 | 1.1 | 0.3 | 0.8 | 1.9 | كندا |
| U S A | 8.5 | 9.9 | 18.6 | 15.0 | 16.8 | 23.1 | 26.4 | 42.0 | 53.5 | 76.3 | 74.3 | 87.6 | الولايات المتحدة |
| Dev'ping Economies | | | | | | | | 0.3 | 0.7 | 0.4 | 0.1 | 0.2 | البلدان النامية |
| LATA | | | | | | | | | 0.5 | 0.3 | 0.1 | 0.2 | منطقة أمريكا اللاتينية والتايلاند |
| Argentina | | | | | | | | | 0.4 | - | - | 0.0 | الأرجنتين |
| Brazil | | | | | | | | | 0.1 | - | - | 0.0 | البرازيل |
| Others | | | | | | | | | | 0.3 | 0.1 | 0.2 | غيرها |
| Other America | | | | | | | | 0.3 | 0.2 | 0.1 | | | بلدان أمريكا أخرى |
| Cuba | | | | | | | | | | | | | كوبا |
| OCEANIA | | | | | | | | | | | | | أوقيانوسيا |
| Dev'ped Economies | 11.2 | 16.1 | 14.6 | 1.9 | 5.4 | 11.4 | 1.8 | 18.9 | 0.8 | 1.5 | 0.6 | 1.2 | البلدان المتقدمة النمو |
| Australia | 11.0 | 15.6 | 14.4 | 1.8 | 5.2 | 11.4 | 1.7 | 18.8 | 0.7 | 1.4 | 0.6 | 1.1 | أستراليا |
| New Zealand | 0.2 | 0.5 | 0.2 | 0.1 | 0.2 | - | 0.1 | 0.1 | 0.1 | 0.1 | 0.1 | 0.1 | نيوزيلندا |
| Dev'ping Countries | 3.2 | 0.2 | 0.4 | 0.5 | 0.5 | - | - | - | - | - | - | - | البلدان النامية |
| ASIA | | | | | | | | | | | | | آسيا |
| Dev'ped Economies Japan | 12.2 | 12.2 | 3.7 | 4.6 | 9.6 | 4.4 | 6.5 | 24.2 | 16.3 | 25.9 | 31.4 | 12.1 | البلدان المتقدمة النمو اليابان |

III-2-7
مصارف عمل حسب أهم البلدان خلال الفترة ١٩٨٦-١٩٩٧
Exports of Oman by Main Countries During the Period 1986-1997

مليون دولار أمريكي

| | 1986 | 1987 | 1988 | 1989 | 1990 | 1991 | 1992 | 1993 | 1994 | 1995 | 1996 | 1997 | |
|------------------------------|-------|-------|-------|-------|-------|-------|-------|-------|---------|---------|---------|---------|------------------------------|
| Dev'ping Economies | 201.0 | 234.5 | 306.8 | 362.0 | 352.6 | 497.4 | 780.7 | 916.5 | 1,090.6 | 1,014.2 | 1,115.4 | 1,444.5 | البلدان النامية |
| ESCWA Countries | 155.4 | 182.8 | 230.9 | 292.3 | 280.8 | 373.2 | 527.7 | 588.3 | 652.4 | 676.0 | 749.7 | 961.7 | دول الإسكوا |
| Asia (non-ESCWA) | 45.6 | 51.7 | 75.9 | 69.7 | 71.8 | 124.2 | 253.0 | 328.2 | 438.2 | 338.2 | 365.7 | 482.8 | آسيا (ما عدا دول الإسكوا) |
| China | 0.1 | 0.1 | - | 2.0 | 0.2 | - | 1.4 | 1.4 | 0.4 | 4.0 | 0.9 | 2.1 | الصين |
| Hong Kong | 1.2 | 0.7 | 0.7 | 0.7 | 7.3 | 22.0 | 94.2 | 135.2 | 222.1 | 121.1 | 113.3 | 108.1 | هونغ كونغ |
| India | 10.7 | 10.1 | 5.8 | 5.3 | 5.1 | 12.9 | 15.7 | 19.9 | 24.5 | 27.3 | 26.7 | 81.2 | الهند |
| Iran | 2.4 | 3.2 | 1.9 | 12.6 | 17.4 | 54.1 | 109.9 | 131.4 | 119.7 | 124.8 | 135.4 | 175.0 | إيران |
| Pakistan | 1.7 | 4.8 | 2.0 | 0.8 | 2.5 | 1.7 | 1.2 | 1.6 | 2.1 | 2.3 | 6.8 | 6.9 | باكستان |
| Turkey | 0.9 | 0.1 | 0.1 | - | - | 0.1 | 0.2 | 1.6 | 0.1 | 0.2 | 2.9 | 1.1 | تركيا |
| Korea | 10.3 | 11.9 | 11.9 | 10.0 | 16.1 | 17.7 | 10.3 | 12.4 | 9.5 | 11.0 | 17.6 | 19.2 | كوريا |
| ASEAN | 6.7 | 9.8 | 13.7 | 9.7 | 14.1 | 15.0 | 19.0 | 25.7 | 44.2 | 25.6 | 27.1 | 36.7 | منظمة دول جنوب شرق آسيا |
| Indonesia | - | - | 0.1 | - | - | - | - | - | 1.3 | 2.0 | 0.3 | 0.2 | إندونيسيا |
| Malaysia | 1.0 | 0.2 | 0.2 | - | - | - | 0.7 | 0.5 | 4.2 | 2.4 | 1.8 | 2.2 | ماليزيا |
| Philippines | 0.2 | 2.0 | 2.0 | 0.2 | 0.2 | 0.1 | 0.1 | 1.1 | 3.1 | 1.1 | 3.1 | 1.3 | الفلبين |
| Singapore | 6.7 | 8.6 | 11.1 | 9.4 | 12.9 | 14.2 | 17.7 | 20.7 | 29.2 | 16.5 | 14.1 | 26.5 | سنغافورة |
| Thailand | - | - | 0.3 | 0.1 | 1.0 | 0.7 | 0.5 | 3.4 | 6.4 | 3.6 | 7.7 | 6.4 | تايلاند |
| Others | 24.1 | 11.4 | 39.8 | 28.7 | 9.4 | 0.7 | 1.1 | 2.1 | 1.60 | 2.59 | 34.9 | 52.8 | غيرها |
| AFRICA | | | | | | | | | | | | | أفريقيا |
| Dev'ping Eco S Africa | | | | | | | | | 0.3 | | 0.9 | 1.0 | البلدان النامية جنوب أفريقيا |
| Dev'ping Economies | 5.8 | 6.3 | 6.0 | 4.4 | 19.5 | 46.9 | 59.2 | 96.1 | 95.9 | 132.7 | 147.1 | 159.0 | البلدان النامية |
| Arab Countries (1) | 3.2 | 3.1 | 3.3 | 2.4 | 4.2 | 2.2 | 3.7 | 9.7 | 6.3 | 6.8 | 9.7 | 17.3 | البلدان العربية (١) |
| Algeria | - | - | - | - | - | - | - | 0.4 | 0.1 | 0.1 | 0.5 | 0.6 | الجزائر |
| Libya | - | - | - | - | - | - | - | 0.7 | 0.9 | 2.2 | 3.2 | 8.6 | ليبيا |
| Morocco | - | - | - | - | - | - | - | 0.2 | 0.2 | 0.3 | 0.2 | 0.5 | المغرب |
| Sudan | 0.9 | 1.2 | 2.4 | 2.0 | 3.5 | 0.6 | 0.9 | 0.7 | 0.8 | 1.7 | 2.1 | 3.4 | السودان |
| Tunisia | - | - | - | - | - | - | - | 1.2 | 5.0 | 2.2 | 3.3 | 3.4 | تونس |
| Others | 2.3 | 1.9 | 0.9 | 0.4 | 0.7 | 0.3 | 0.1 | 0.1 | 0.2 | 0.3 | 0.4 | 0.8 | غيرها |
| Other Africa | 2.6 | 3.2 | 2.7 | 2.0 | 15.3 | 44.7 | 55.5 | 86.4 | 89.6 | 125.9 | 137.4 | 141.7 | البلدان الأفريقية الأخرى |
| Kenya | 0.2 | 0.3 | 0.1 | 0.2 | 2.6 | 10.8 | 14.4 | 20.5 | 18.4 | 28.5 | 32.7 | 32.4 | كينيا |
| Tanzania | - | - | - | - | - | 21.5 | 27.8 | 44.9 | 47.9 | 58.7 | 64.2 | 68.0 | تنزانيا |
| Others | 2.4 | 2.9 | 2.6 | 1.8 | 12.7 | 12.4 | 13.3 | 21.0 | 23.3 | 38.7 | 40.5 | 41.3 | غيرها |

(١) ما عدا مصر التي أضيفت منذ دول الإسكوا

III-2-8(Cont'd)
مصادر قطر حسب أهم البلدان خلال الفترة ١٩٨٦-١٩٩٧
Exports of Qatar by Main Countries During the Period 1986-1997

مليون دولار أمريكي

| | 1986 | 1987 | 1988 | 1989 | 1990 | 1991 | 1992 | 1993 | 1994 | 1995 | 1996 | 1997 | |
|-----------------------------------|---------|---------|---------|---------|---------|---------|---------|---------|---------|------|------|------|-----------------------------------|
| World | 2 687 8 | 3 529 9 | 3 107 7 | 3 737 7 | 3 441 9 | 3 404 6 | 3 767 1 | 4 055 9 | 4 111 4 | | | | العالم |
| Developed Countries & Territories | 272 7 | 198 4 | 211 7 | 412 9 | 314 3 | 327 4 | 2 319 9 | 381 8 | 452 4 | | | | البلدان المتقدمة والاطراف التابعة |
| Exported Oil | 507 8 | 548 0 | 600 4 | 837 3 | 837 4 | 901 5 | 1 447 2 | 905 1 | 974 9 | | | | المصادر النفطية |
| | 1 907 3 | 2 783 5 | 2 235 6 | 2 487 5 | 2 290 2 | 2 175 7 | | 2 768 9 | 2 684 1 | | | | أوروبا |
| EUROPE | | | | | | | | | | | | | |
| Dev'ped Economies | 11 8 | 7 9 | 21 4 | 16 5 | 7 2 | 7 1 | 18 7 | 8 5 | 14 | | | | البلدان المتقدمة النمو |
| European Union, of which | 10 7 | 6 7 | 21 3 | 16 5 | 7 2 | 7 1 | 18 7 | 8 5 | 14 | | | | الاتحاد الأوروبي، ومنها |
| Belgium & Luxemb | 1 8 | - | 0 1 | 0 8 | - | - | 0 0 | - | - | | | | لبنكسل وكسورج |
| Denemark | - | - | - | - | - | - | - | - | - | | | | الدنمارك |
| France | 0 5 | 2 6 | 7 7 | 10 1 | 4 5 | 2 7 | 14 2 | 1 7 | 0 0 | | | | فرنسا |
| Germany | - | - | - | - | 0 2 | 0 6 | 0 0 | 0 1 | 1 3 | | | | ألمانيا |
| F R of Germany (former) | - | - | 0 3 | - | - | - | - | - | - | | | | ألمانيا الاتحادية سابقا |
| D R of Germany (former) | - | - | - | - | - | - | - | - | - | | | | ألمانيا الديمقراطية سابقا |
| Greece | 0 8 | 1 1 | - | - | - | - | - | - | - | | | | اليونان |
| Ireland | - | - | - | - | - | - | - | - | - | | | | أيرلندا |
| Italy | 5 9 | 1 3 | 3 4 | 2 0 | - | - | 4 3 | 0 5 | 0 0 | | | | إيطاليا |
| Netherlands | - | - | 9 9 | 3 6 | - | 3 3 | 0 0 | 0 0 | 0 0 | | | | هولندا |
| portugal | - | - | - | - | - | - | - | - | - | | | | البرتغال |
| Spain | 1 7 | 1 3 | 0 1 | - | 2 2 | - | 0 0 | 0 1 | 0 0 | | | | إسبانيا |
| United Kingdom | - | 0 1 | 0 1 | - | 0 4 | 0 6 | 0 1 | 0 1 | 0 0 | | | | المملكة المتحدة |
| Austria | - | - | - | - | - | - | - | - | - | | | | النمسا |
| Sweden | - | - | - | - | - | - | - | - | - | | | | السويد |
| EFTA | 1 1 | 1 2 | 0 1 | - | - | - | 0 0 | 0 0 | 0 0 | | | | الاتحاد الأوروبي للتجارة الحرة |
| Norway | 1 1 | - | - | - | - | - | - | - | - | | | | النرويج |
| Switzerland | - | 1 2 | 0 1 | - | - | - | 0 0 | 0 0 | 0 0 | | | | سويسرا |
| Others | - | - | - | - | - | - | - | - | - | | | | غيرها |

III-2-8(Cont'd)
 مبيعات قطر حسب أهم البلدان خلال الفترة ١٩٨٦-١٩٩٧
 Exports of Qatar by Main Countries During the Period 1986-1997

مليون دولار أمريكي

| | 1986 | 1987 | 1988 | 1989 | 1990 | 1991 | 1992 | 1993 | 1994 | 1995 | 1996 | 1997 | |
|--------------------------|-------|-------|-------|-------|-------|-------|--------|-------|-------|------|------|------|----------------------------------|
| Dev'ing Eco +Former USSR | | | | | | | 0.6 | 0.1 | 0.1 | 0.0 | 0.0 | 0.0 | البلدان النامية + السوفييت سابقا |
| Yugoslavia (Former) | | | | | | | 0.6 | - | - | - | - | - | يوغوسلافيا (سابقا) |
| Bulgaria | | | | | | | | | | | | | بلغاريا |
| Czechoslovakia(Former) | | | | | | | | | | 0.0 | | | تشيكوسلوفاكيا (سابقا) |
| Hungary | | | | | | | | | | | | | هنغاريا |
| Poland | | | | | | | | | | | | | بولندا |
| Rumania | | | | | | | | | | | | | رومانيا |
| USSR (Former) | | | | | | | | | | | | | الاتحاد السوفيتي (سابقا) |
| USSR | | | | | | | | | | | | | الاتحاد السوفيتي (سابقا) |
| USSR-Europe (Former) | | | | | | | | | | | | | الاتحاد السوفيتي-أوروبا (سابقا) |
| AMERICA | | | | | | | | | | | | | أمريكا |
| Dev'ped Economies | 16.6 | 7.7 | 16.6 | 31.1 | 46.3 | 64.6 | 70.2 | 61.3 | 78.8 | | | | البلدان المتقدمة النمو |
| Canada | - | - | 0.5 | 0.1 | 0.1 | 0.1 | 0.4 | 0.4 | 2.7 | | | | كندا |
| U S A | 16.6 | 7.7 | 16.1 | 31.0 | 46.1 | 64.5 | 69.8 | 61.0 | 76.1 | | | | الولايات المتحدة |
| Dev'ping Economies | 11.6 | 3.8 | 0.1 | - | 0.1 | 8.9 | 0.0 | 4.6 | 15.4 | | | | البلدان النامية |
| LATA | 11.6 | 3.8 | 0.1 | - | 0.1 | 8.9 | 0.0 | 4.6 | 15.4 | | | | منطقة أمريكا اللاتينية والتقال |
| Argentina | - | - | - | - | - | - | - | - | 12.6 | | | | الأرجنتين |
| Brazil | - | 3.8 | - | - | - | - | - | 5.1 | 4.6 | | | | البرازيل |
| Others | 11.6 | - | 0.1 | - | 0.1 | 3.8 | 0.0 | | 2.8 | | | | غيرها |
| Other America | | | | | | | | | | | | | بلدان أمريكا أخرى |
| Cuba | | | | | | | | | | | | | كوبا |
| OCEANIA | | | | | | | | | | | | | أوقيانوسيا |
| Dev'ped Economies | 56.1 | 13.8 | 46.3 | 58.0 | 68.8 | 57.9 | 117.9 | 39.7 | 41.8 | | | | البلدان المتقدمة النمو |
| Australia | 55.6 | 13.4 | 46.1 | 57.4 | 68.5 | 57.6 | 114.8 | 38.3 | 40.3 | | | | أستراليا |
| New Zealand | 0.5 | 0.4 | 0.2 | 0.6 | 0.3 | 0.3 | 3.1 | 1.4 | 1.5 | | | | نيوزيلندا |
| Dev'ping Countries | | | | | | | | | 0.1 | | | | البلدان النامية |
| ASIA | | | | | | | | | | | | | آسيا |
| Dev'ped Economies Japan | 188.2 | 169.0 | 187.4 | 307.3 | 192.0 | 197.8 | 2113.1 | 271.1 | 311.3 | | | | البلدان المتقدمة النمو اليابان |

III-2-8(Cont'd)
مصادر قطر حسب أهم البلدان خلال الفترة ١٩٨٦-١٩٩٧
Exports of Qatar by Main Countries During the Period 1986-1997

مليون دولار أمريكي

| | 1986 | 1987 | 1988 | 1989 | 1990 | 1991 | 1992 | 1993 | 1994 | 1995 | 1996 | 1997 | |
|----------------------|-------|-------|-------|-------|-------|-------|---------|-------|-------|------|------|------|------------------------------|
| Dev'ping Economies | 494.3 | 532.7 | 587.9 | 833.8 | 837.3 | 861.9 | 1,393.4 | 876.6 | 927.9 | | | | البلدان النامية |
| ESCWA Countries | 229.0 | 247.0 | 228.4 | 278.9 | 304.8 | 321.5 | 319.7 | 388.1 | 353.9 | | | | دول الإسكوا |
| Asia (non-ESCWA) | 265.3 | 285.7 | 359.5 | 554.9 | 532.5 | 540.4 | 1,073.6 | 488.5 | 574.0 | | | | آسيا (ما عدا دول الإسكوا) |
| China | 63.8 | 51.9 | 82.8 | 58.0 | 51.4 | 56.2 | 89.9 | 49.3 | 134.9 | | | | الصين |
| Hong Kong | 9.9 | 17.2 | 2.7 | 6.2 | 2.9 | 2.5 | 21.0 | 3.0 | 16.5 | | | | هونغ كونغ |
| India | 37.0 | 20.3 | 35.1 | 56.3 | 89.0 | 152.4 | 154.0 | 165.2 | 156.8 | | | | الهند |
| Iran | 4.7 | 12.2 | 40.4 | 56.3 | 88.5 | 16.0 | 15.4 | 17.9 | 18.8 | | | | إيران |
| Pakistan | 13.0 | 14.7 | 53.7 | 75.1 | 9.5 | 23.0 | 15.9 | 20.7 | 6.5 | | | | باكستان |
| Turkey | 1.3 | 0.7 | 0.4 | 0.5 | 0.3 | 0.1 | 0.3 | 0.6 | 10.3 | | | | تركيا |
| Korea | 19.1 | 32.4 | 18.9 | 149.9 | 184.2 | 155.1 | 214.6 | 85.6 | 24.3 | | | | كوريا |
| ASEAN | 76.4 | 97.3 | 97.5 | 107.6 | 71.0 | 87.2 | 413.4 | 72.0 | 114.4 | | | | منظمة دول جنوب شرقي آسيا |
| Indonesia | 4.8 | 19.5 | 10.4 | 25.4 | 21.2 | 14.6 | 17.1 | 6.5 | 24.7 | | | | إندونيسيا |
| Malaysia | 3.7 | 10.6 | 4.8 | 7.7 | 12.8 | 13.4 | 10.8 | 15.5 | 19.7 | | | | ماليزيا |
| Philippines | 6.6 | 19.1 | 17.1 | 27.2 | 16.4 | 26.7 | 35.7 | 22.5 | 25.4 | | | | الفلبين |
| Singapore | 32.3 | 24.6 | 51.9 | 34.1 | 13.7 | 23.9 | 317.2 | 16.3 | 27.3 | | | | سنغافورة |
| Thailand | 29.0 | 23.5 | 13.3 | 13.2 | 6.9 | 8.6 | 32.5 | 11.1 | 17.4 | | | | تايلاند |
| Others | 40.1 | 39.0 | 28.0 | 45.0 | 35.7 | 48.0 | 149.1 | 74.3 | 91.4 | | | | آخرون |
| AFRICA | | | | | | | | | | | | | أفريقيا |
| Dev'ped Eco S Africa | | | | | | | | | | | | | البلدان النامية جنوب إفريقيا |
| Dev'ping Economies | 1.9 | 11.5 | 12.4 | 2.9 | 0.1 | 30.7 | 53.8 | 28.5 | 47.0 | | | | البلدان النامية |
| Arab Countries (1) | 1.1 | 5.9 | 0.1 | 0.1 | 0.1 | 11.7 | 4.2 | 6.2 | 6.8 | | | | البلدان العربية (١) |
| Algeria | - | 5.5 | - | - | - | - | - | 0.0 | 0.2 | | | | الجزائر |
| Libya | - | - | - | - | - | - | - | - | 1.4 | | | | ليبيا |
| Morocco | - | 0.3 | - | - | 0.1 | - | - | 0.0 | 0.0 | | | | المغرب |
| Sudan | - | 0.1 | - | - | - | 11.1 | 4.2 | 6.2 | 4.2 | | | | السودان |
| Tunisia | 0.9 | - | - | - | - | - | - | 0.0 | 1.0 | | | | تونس |
| Others | 0.2 | - | 0.1 | 0.1 | - | - | - | - | - | | | | آخرون |
| Other Africa | 0.8 | 5.6 | 12.3 | 2.8 | 0.1 | 19.0 | 49.6 | 22.3 | 40.2 | | | | بلدان إفريقيا الأخرى |
| Kenya | - | - | - | 1.1 | 0.1 | - | 4.1 | - | 4.4 | | | | كينيا |
| Tanzania | - | - | - | 1.2 | - | 18.9 | 37.1 | 19.1 | 13.6 | | | | تنزانيا |
| Others | 0.8 | 5.6 | 12.3 | 0.5 | - | 0.1 | 8.4 | 3.2 | 22.2 | | | | آخرون |

(1) Except Egypt which was included in the item "ESCWA countries"

(١) ما عدا مصر التي أدرجت تحت بند دول الإسكوا

III-2-9
مطارات السعودية حسب أهم البلدان خلال الفترة ١٩٩٧-١٩٨٦
Exports of Saudi Arabia by Main Countries During the Period 1986-1997

| Millions of US Dollars | 1986 | 1987 | 1988 | 1989 | 1990 | 1991 | 1992 | 1993 | 1994 | 1995 | 1996 | 1997 | |
|-----------------------------------|----------|----------|----------|----------|----------|----------|----------|----------|------|------|------|------|--|
| World | 28 383.4 | 44 415.6 | 47 787.0 | 51 770.2 | 42 395.2 | 42 613.9 | 49 570.4 | 60 108.9 | | | | | العالم |
| Developed Countries & Territories | 18 809.8 | 28 096.0 | 29 763.0 | 32 825.7 | 25 157.5 | | | | | | | | البلدان المتقدمة النمو الأقاليم التابعة |
| EUROPE | 9 573.6 | 16 319.6 | 18 024.0 | 18 944.5 | 17 237.7 | | | | | | | | أوروبا |
| Developed Economies | 6 039.3 | 8 161.8 | 10 137.9 | 12 053.0 | 9 753.1 | | | | | | | | البلدان المتقدمة النمو |
| European Union, of which | 5 575.4 | 7 910.8 | 9 944.2 | 11 742.8 | 9 701.2 | | | | | | | | الاتحاد الأوروبي، وبما |
| Belgium & Luxemb | 237.1 | 189.9 | 122.8 | 657.5 | 34.8 | | | | | | | | بلجيكا ولوكسمبورج |
| Denemark | 21.1 | 1.3 | 0.6 | 7.4 | 0.7 | | | | | | | | الدنمارك |
| France | 1 481.8 | 2 114.9 | 2 190.2 | 2 524.4 | 1 858.4 | | | | | | | | فرنسا |
| Germany | | | | | | | | | | | | | ألمانيا |
| F R of Germany (former) | 247.5 | 262.8 | | | | | | | | | | | ألمانيا الاتحادية سابقا |
| D R of Germany (former) | | | | | | | | | | | | | ألمانيا الشرقية سابقا |
| Greece | 48.0 | 151.3 | 321.9 | 267.4 | 713.4 | | | | | | | | اليونان |
| Ireland | 0.3 | 0.1 | 8.3 | 1.9 | 0.4 | | | | | | | | أيرلندا |
| Italy | 1 149.6 | 1 596.3 | 2 049.3 | 1 917.0 | 2 128.3 | | | | | | | | إيطاليا |
| Netherlands | 1 267.2 | 2 097.9 | 2 884.4 | 2 044.7 | 1 821.4 | | | | | | | | هولندا |
| Portugal | 164.1 | 162.2 | 155.4 | 144.0 | 151.7 | | | | | | | | البرتغال |
| Spain | 487.8 | 582.3 | 951.5 | 982.8 | 638.6 | | | | | | | | إسبانيا |
| United Kingdom | 432.6 | 711.4 | 941.3 | 1 649.5 | 1 379.7 | | | | | | | | المملكة المتحدة |
| Austria | 13.6 | 7.8 | 3.2 | 130.0 | 108.2 | | | | | | | | النمسا |
| Sweden | 24.7 | 32.6 | 45.8 | 254.1 | 376.0 | | | | | | | | السويد |
| EFTA | 463.9 | 251.0 | 193.7 | 310.2 | 51.9 | | | | | | | | المنطقة الأوروبية للتجارة الحرة |
| Norway | 4.9 | 3.9 | 2.8 | 4.1 | 0.3 | | | | | | | | النرويج |
| Switzerland | 46.9 | 27.6 | 2.9 | 156.1 | 7.9 | | | | | | | | سويسرا |
| Others | 412.1 | 219.5 | 188.0 | 150.0 | 43.7 | | | | | | | | غيرها |

III-2-9
مصادر السعودية حسب أهم البلدان خلال الفترة ١٩٨٦-١٩٩٧
Exports of Saudi Arabia by Main Countries During the Period 1986-1997

مليون دولار أمريكي

| 1986 | 1987 | 1988 | 1989 | 1990 | 1991 | 1992 | 1993 | 1994 | 1995 | 1996 | |
|--------------------------|--------|---------|---------|---------|---------|------|------|---------|------|------|------------------------------------|
| Dev'ing Eco +Former USSR | 872 | 3184 | 3335 | 1878 | 36 | 00 | 00 | 129 | | | البلدان النامية + االسوفييتي سابقا |
| Yugoslavia (Former) | 111 | 47 | 83 | 92 | 03 | | | | | | يوغوسلافيا (سابقا) |
| Bulgaria | | | | | 06 | | | | | | بلغاريا |
| Czechoslovakia(Former) | | | | | 11 | | | | | | تشيكوسلوفاكيا (سابقا) |
| Hungary | | | | | 05 | | | | | | هنغاريا |
| Poland | | | | | 800 | | | | | | بولندا |
| Rumania | 761 | 3137 | 2354 | 928 | 07 | | | | | | رومانيا |
| USSR (Former) | | | 45 | | | | | | | | الاتحاد السوفيتي (سابقا) |
| USSR-Europe (Former) | | | | | 49 | | 01 | | | | االسوفييتي-اروپا (سابقا) |
| AMERICA | | | | | | | | | | | أمريكا |
| Dev'ped Economies | 7,4099 | 11,0801 | 11,3549 | 10,6963 | 7,7530 | | | 11,0371 | | | البلدان المتقدمة النمو |
| Canada | 836 | 4287 | 4154 | 4364 | 3525 | | | | | | كندا |
| U S A | 7,3263 | 10,6514 | 10,9395 | 10,2599 | 7,4005 | | | | | | الولايات المتحدة |
| Dev'ping Economies | 6614 | 1,4822 | 1,3260 | 1,3667 | 1,328,8 | | | 1,558,5 | | | البلدان النامية |
| LAIA | 6603 | 1,4783 | 1,3198 | 1,3666 | 1,3281 | | | | | | رسالة أمريكا اللاتينية للتكامل |
| Argentina | | 129 | 23 | 26 | 01 | | | | | | الارجنتين |
| Brazil | 6546 | 1,4639 | 1,3173 | 1,3590 | 1,3226 | | | | | | البرازيل |
| Others | 57 | 15 | 02 | 50 | 54 | | | | | | آخرون |
| Other America | 11 | 39 | 62 | 01 | 07 | | | | | | بلدان أمريكا أخرى |
| Cuba | | | | | 60 | | | | | | كوبا |
| OCEANIA | | | | | | | | | | | أوقيانوسيا |
| Dev'ped Economies | 4087 | 4272 | 6097 | 7575 | 5012 | 00 | 00 | 9296 | | | البلدان المتقدمة النمو |
| Australia | 3073 | 3113 | 4477 | 5256 | 4100 | | | | | | أستراليا |
| New Zealand | 1014 | 1159 | 1620 | 2319 | 912 | | | | | | نيوزيلندا |
| Dev'ping Countries | 62 | 01 | 02 | 01 | 35 | | | | | | البلدان النامية |
| ASIA | | | | | | | | | | | آسيا |
| Dev'ped Economies Japan | 4,9519 | 8,4269 | 7,6605 | 9,3189 | 7,1501 | | | | | | البلدان المتقدمة النمو اليابان |

III-2-9
مطارات السعودية حسب أهم البلدان خلال الفترة ١٩٨٦-١٩٩٧
Exports of Saudi Arabia by Main Countries During the Period 1986-1997

مليون دولار أمريكي

| | 1986 | 1987 | 1988 | 1989 | 1990 | 1991 | 1992 | 1993 | 1994 | 1995 | 1996 | 1997 |
|-----------------------|------|------|------|---------|----------|----------|----------|----------|------|------|----------|------|
| Dev'ping Economies | | | | 8,301.3 | 13,393.5 | 15,496.4 | 16,481.9 | 14,833.8 | | | 28,747.0 | |
| ESCWA Countries | | | | 2,761.9 | 4,074.9 | 4,211.8 | 3,707.1 | 3,057.7 | | | 2,172.2 | |
| Asia (non-ESCWA) | | | | 5,539.4 | 9,318.6 | 11,284.6 | 12,774.8 | 11,776.0 | | | | |
| China | | | | 44.0 | 42.2 | 92.4 | 115.8 | 1,349.3 | | | | |
| Hong Kong | | | | 119.9 | 91.6 | 89.9 | 121.5 | 75.9 | | | | |
| India | | | | 686.6 | 1,098.8 | 1,095.6 | 1,101.0 | 1,327.5 | | | | |
| Iran | | | | 47.4 | 6.5 | 72.6 | 73.1 | 247.0 | | | | |
| Pakistan | | | | 308.9 | 449.2 | 473.7 | 452.0 | 490.8 | | | | |
| Turkey | | | | 210.1 | 757.9 | 1,397.9 | 1,508.0 | 1,394.0 | | | | |
| Korea | | | | 536.6 | 1,670.1 | 2,653.7 | 3,452.0 | 3,188.4 | | | | |
| ASEAN | | | | 2,332.9 | 3,511.1 | 3,895.9 | 4,306.4 | 3,430.8 | | | | |
| Indonesia | | | | 117.3 | 165.9 | 614.4 | 615.6 | 353.7 | | | | |
| Malaysia | | | | 91.8 | 79.2 | 78.7 | 187.8 | 129.0 | | | | |
| Philippines | | | | 176.2 | 591.4 | 538.2 | 630.0 | 572.6 | | | | |
| Singapore | | | | 1,696.0 | 2,381.0 | 2,428.3 | 2,401.0 | 2,091.7 | | | | |
| Thailand | | | | 251.0 | 293.5 | 236.3 | 472.0 | 283.8 | | | | |
| Brunei | | | | 0.6 | 0.1 | - | - | - | | | | |
| Others | | | | 1,253.0 | 1,691.2 | 1,512.9 | 1,645.0 | 272.3 | | | | |
| AFRICA | | | | | | | | | | | | |
| Dev'ping Eco S Africa | | | | | | | | | | | | |
| Dev'ping Economies | | | | 517.5 | 1,125.4 | 867.9 | 908.0 | 1,068.1 | | | 2,079.0 | |
| Arab Countries (1) | | | | 296.4 | 623.1 | 392.2 | 408.0 | 647.0 | | | 1,379.4 | |
| Algeria | | | | 27.2 | 9.1 | 6.4 | 7.0 | 11.5 | | | | |
| Libya | | | | 1.0 | 7.9 | 6.1 | 6.8 | 2.3 | | | | |
| Morocco | | | | 41.7 | 305.5 | 283.2 | 295.5 | 410.5 | | | | |
| Sudan | | | | 150.7 | 158.5 | 42.2 | 46.5 | 131.7 | | | | |
| Tunisia | | | | 29.1 | 74.4 | 22.6 | 19.0 | 17.4 | | | | |
| others | | | | 46.7 | 67.7 | 31.7 | 33.2 | 73.7 | | | | |
| Other Africa | | | | 221.1 | 502.3 | 475.7 | 500.0 | 421.0 | | | 699.6 | |
| Kenya | | | | 31.5 | 62.3 | 52.9 | 52.0 | 48.3 | | | | |
| Tanzania | | | | 13.9 | 42.2 | 103.3 | 111.0 | 118.7 | | | | |
| Others | | | | 175.7 | 397.8 | 319.5 | 337.0 | 254.1 | | | | |

(1) Except Egypt which was included in the item "ESCWA countries"

(١) ما عدا مصر التي أدرجت تحت بند دول الإسكوا

III-2-10
مبيعات سوريا حسب أهم البلدان خلال الفترة 1986-1997
Exports of Syria by Main Countries During the Period 1986-1997

| Min US\$ | 1986 | 1987 | 1988 | 1989 | 1990 | 1991 | 1992 | 1993 | 1994 | 1995 | 1996 | 1997 | |
|-----------------------------------|---------|---------|---------|---------|---------|---------|---------|---------|---------|---------|---------|---------|-----------------------------------|
| World | 1,325.7 | 1,351.2 | 1,345.8 | 3,004.8 | 4,212.1 | 3,430.0 | 3,093.9 | 3,133.4 | 3,555.2 | 3,978.7 | 4,007.8 | 3,924.3 | العالم |
| Developed Countries & Territories | 587.9 | 722.3 | 509.3 | 1,072.9 | 1,840.5 | 1,688.6 | 1,997.4 | 2,033.0 | 2,042.6 | 2,340.6 | 2,514.2 | 2,178.1 | البلدان المتقدمة والبلدان النامية |
| EUROPE | 737.8 | 618.9 | 836.5 | 1,931.9 | 2,371.6 | 1,741.4 | 1,096.5 | 1,120.4 | 1,512.6 | 1,638.1 | 1,493.7 | 1,746.2 | أوروبا |
| Developed Economies | 585.0 | 722.4 | 486.0 | 989.6 | 1,780.9 | 1,667.1 | 1,963.3 | 1,934.0 | 1,984.5 | 2,270.2 | 2,493.4 | 2,158.1 | البلدان المتقدمة للتجارة الحرة |
| European Union, of which | 526.1 | 708.5 | 473.8 | 968.0 | 1,762.8 | 1,648.3 | 1,946.4 | 1,916.6 | 1,983.5 | 2,267.4 | 2,486.8 | 2,144.4 | الاتحاد الأوروبي وسواها |
| Belgium & Luxemb | 1.6 | 2.5 | 5.7 | 5.9 | 0.9 | 1.9 | 2.5 | 1.5 | 1.4 | 4.5 | 2.3 | 3.0 | البلجيكا ولوكسمبورج |
| Denemark | 0.4 | 1.0 | 0.1 | - | 0.1 | 0.1 | 0.3 | 0.5 | 1.0 | 1.2 | 1.0 | 0.7 | الدنمارك |
| France | 124.1 | 133.9 | 94.6 | 287.3 | 538.1 | 606.8 | 574.3 | 482.2 | 441.4 | 579.8 | 624.6 | 772.4 | فرنسا |
| Germany | | | | | | 101.1 | 76.0 | 34.9 | 88.6 | 105.7 | 41.7 | 59.5 | ألمانيا |
| F.R. of Germany (former) | 49.0 | 12.2 | 14.8 | 60.3 | 91.5 | | | | | | | | ألمانيا الغربية السابقة |
| D.R. of Germany (former) | 78.9 | 68.2 | 18.6 | 27.3 | 8.3 | | | | | | | | ألمانيا الشرقية السابقة |
| Greece | 4.8 | 8.5 | 12.3 | 23.4 | 36.6 | 20.8 | 12.4 | 7.6 | 22.0 | 126.2 | 100.7 | 23.0 | اليونان |
| Ireland | - | - | 0.1 | 0.4 | 1.0 | - | 4.6 | - | 0.5 | 0.1 | 0.9 | 0.5 | أيرلندا |
| Italy | 160.4 | 419.4 | 271.1 | 466.5 | 877.2 | 768.2 | 1,083.7 | 969.8 | 958.2 | 929.7 | 1,155.3 | 962.8 | إيطاليا |
| Netherlands | 4.3 | 40.5 | 44.6 | 36.5 | 89.2 | 53.8 | 21.8 | 51.7 | 26.8 | 26.7 | 30.3 | 3.6 | هولندا |
| Portugal | - | 0.1 | - | - | 0.8 | 0.9 | 0.5 | 20.1 | 11.4 | 13.7 | 38.6 | 38.3 | البرتغال |
| Spain | 46.3 | 6.2 | 3.2 | 24.6 | 28.7 | 23.5 | 109.7 | 244.7 | 241.2 | 304.1 | 398.7 | 218.8 | إسبانيا |
| United Kingdom | 55.6 | 15.6 | 8.3 | 27.6 | 83.4 | 65.0 | 57.6 | 102.2 | 189.6 | 165.2 | 91.8 | 57.7 | المملكة المتحدة |
| Austria | 0.2 | - | - | 4.8 | 4.5 | 5.0 | 2.5 | 0.7 | 0.6 | 9.2 | 0.4 | 3.7 | النمسا |
| Sweden | 0.5 | 0.4 | 0.4 | 3.4 | 2.5 | 1.3 | 0.5 | 0.8 | 0.9 | 1.2 | 0.5 | 0.3 | السويد |
| EFTA | 58.9 | 13.9 | 12.2 | 21.6 | 18.1 | 18.8 | 16.9 | 17.3 | 1.0 | 2.9 | 6.6 | 13.7 | الاتحاد الأوروبي للتجارة الحرة |
| Norway | 3.1 | - | - | - | - | - | - | - | - | - | - | - | النرويج |
| Switzerland | 55.6 | 13.7 | 11.9 | 21.1 | 16.6 | 18.8 | 16.9 | 17.3 | 0.9 | 2.8 | 6.6 | 12.8 | سويسرا |
| Others | 0.2 | 0.2 | 0.3 | 0.5 | 1.5 | - | - | - | - | - | - | 0.1 | سواها |

III-2-10
مصادر سوريا حسب أهم البلدان خلال الفترة ١٩٨٦ - ١٩٩٧
Exports of Syria by Main Countries During the Period 1986-1997

مليون دولار أمريكي

| | 1986 | 1987 | 1988 | 1989 | 1990 | 1991 | 1992 | 1993 | 1994 | 1995 | 1996 | 1997 | |
|---------------------------|-------|-------|-------|---------|---------|-------|-------|-------|-------|-------|-------|-------|---|
| Dev'ping Eco +Former USSR | 534.6 | 442.9 | 536.7 | 1,238.6 | 1,430.9 | 823.5 | 171.3 | 168.5 | 313.9 | 263.0 | 187.4 | 157.4 | البلدان النامية + ا. السوفييت سابقا |
| Yugoslavia (Former) | 2.2 | 3.3 | 3.6 | 5.1 | 6.0 | 6.8 | 0.2 | 10.3 | 0.4 | 19.6 | 23.1 | 0.5 | يوغوسلافيا (سابقا) |
| Bulgaria | 2.1 | 4.6 | 19.9 | 6.6 | 34.9 | 79.5 | 73.9 | 30.7 | 14.1 | 11.5 | 5.9 | 10.3 | بلغاريا |
| Czechoslovakia(Former) | 9.8 | 15.2 | 11.5 | 9.9 | 2.9 | 9.5 | 2.8 | 2.2 | 3.6 | 3.1 | 3.3 | 1.4 | تشيكوسلوفاكيا (سابقا) |
| Hungary | 2.2 | 4.7 | - | 3.1 | 0.1 | 0.9 | 0.7 | 1.1 | 3.8 | 6.2 | 2.6 | 0.7 | هنغاريا |
| Poland | - | 0.4 | - | 0.8 | 4.0 | 19.7 | 12.4 | 13.8 | 17.0 | 15.9 | 6.6 | 2.4 | بولندا |
| Rumania (Former) | 124.8 | 133.3 | 110.3 | 139.3 | 6.9 | 60.3 | 33.7 | 22.6 | 29.3 | 46.6 | 21.9 | 13.3 | رومانيا |
| USSR (Former) | 393.5 | 281.4 | 391.4 | 1,073.8 | 1,376.1 | 646.8 | 47.6 | 87.9 | 245.7 | 160.2 | 123.9 | 128.7 | الاتحاد السوفييتي (سابقا) الاتحاد السوفييتي-أوروبا (سابقا) |
| AMERICA | | | | | | | | | | | | | أمريكا |
| Dev'ped Economies | 0.5 | 7.9 | 23.0 | 71.8 | 36.5 | 19.0 | 25.0 | 89.5 | 46.9 | 62.1 | 16.2 | 14.6 | البلدان المتقدمة النمو |
| Canada | 0.1 | 0.1 | 0.2 | 0.5 | 0.4 | 0.4 | 0.6 | 29.3 | 4.1 | 26.4 | 0.8 | 1.1 | كندا |
| U S A | 0.4 | 7.8 | 22.8 | 71.3 | 36.1 | 18.6 | 24.4 | 60.2 | 42.7 | 35.7 | 15.4 | 13.5 | الولايات المتحدة |
| Dev'ping Economies | 3.6 | - | - | 10.5 | 1.4 | 1.7 | 23.1 | 6.9 | 3.9 | 4.5 | 2.9 | 4.5 | البلدان النامية |
| LATA | 3.6 | - | - | 10.5 | 1.4 | 1.7 | 2.0 | 6.9 | 3.9 | 4.5 | 2.9 | 4.5 | منطقة أمريكا اللاتينية المتكاملة |
| Argentina | - | - | - | - | 0.2 | 0.3 | 0.4 | 0.6 | 0.4 | 0.5 | 0.2 | 0.6 | الأرجنتين |
| Brazil | 0.9 | - | - | 0.1 | 0.9 | 1.4 | 1.3 | 6.3 | 3.5 | 4.0 | 2.6 | 3.9 | البرازيل |
| Others | 2.7 | - | - | 10.4 | 0.3 | - | 0.3 | - | - | - | - | - | غيرها |
| Other America | | | | | | | 21.1 | - | - | - | 0.0 | 0.0 | بلدان أمريكا أخرى |
| Cuba | | | | | | | 21.1 | - | - | - | 0.0 | 0.0 | كوبا |
| OCEANIA | | | | | | | | | | | | | أوقيانوسيا |
| Dev'ped Economies | | | | 9.9 | 20.3 | | | 0.1 | 0.3 | 0.0 | 1.1 | 0.3 | البلدان المتقدمة النمو |
| Australia | | | | 9.9 | 20.3 | | | 0.1 | 0.3 | 0.0 | 1.1 | 0.3 | أستراليا |
| New Zealand | | | | | | | | | | | | | نيوزيلندا |
| Dev'ping Countries | | | | 0.2 | - | - | - | - | - | - | - | - | البلدان النامية |
| ASIA | | | | | | | | | | | | | آسيا |
| Dev'ped Economies Japan | 2.4 | 2.0 | 0.3 | 1.6 | 2.8 | 2.5 | 9.1 | 9.5 | 11.3 | 8.3 | 4.5 | 5.4 | البلدان المتقدمة النمو اليابان |

III-2-10

ملاكرات سوريا حسب الم البلدان خلال الفترة ١٩٨١ - ١٩٩٧

Exports of Syria by Main Countries During the Period 1986-1997

Mn US \$

مليون دولار أمريكي

| | 1986 | 1987 | 1988 | 1989 | 1990 | 1991 | 1992 | 1993 | 1994 | 1995 | 1996 | 1997 |
|-----------------------------|------|------|------|------|------|------|------|------|--------|--------|--------|---------|
| Dev'ping Economies | 1751 | 1624 | 2708 | 6226 | 8647 | 8088 | 8275 | 8710 | 1,0846 | 1,1926 | 1,1870 | 1,343.9 |
| ESCWA Countries | 1155 | 745 | 1478 | 4467 | 7173 | 6799 | 6930 | 6730 | 8201 | 7539 | 6844 | 7847 |
| Asia (non-ESCWA) | 596 | 879 | 1230 | 1759 | 1474 | 1289 | 1345 | 1980 | 2645 | 4387 | 5026 | 559.2 |
| China | 07 | 55 | 13 | 15 | 15 | 08 | 08 | 02 | 01 | 00 | 06 | 08 |
| Hong Kong | | | | | | | | 98 | 98 | 80 | 04 | 147 |
| India | | | 11 | 06 | 05 | | | 114 | 169 | 47 | 287 | 42 |
| Iran | 118 | 678 | 873 | 1231 | 136 | 22 | 09 | 03 | 19 | 01 | 01 | 05 |
| Pakistan | | 01 | 61 | 30 | | | | 17 | 01 | 03 | 02 | 00 |
| Turkey | | | 45 | 260 | 1136 | 923 | 429 | 680 | 877 | 2306 | 2876 | 393.7 |
| Korea | | | 35 | 00 | 71 | | | 36 | 30 | 57 | | 03 |
| ASEAN | | | 05 | 102 | 19 | 36 | 01 | 312 | 349 | 159 | 965 | 75.5 |
| Indonesia | | | | | | | | 184 | 201 | 00 | | |
| Malaysia | | | 05 | 102 | 19 | | | 23 | 22 | 36 | 09 | 16 |
| Philippines | | | | | | | | | | | | |
| Singapore | | | | | | | 36 | 01 | | | | |
| Thailand | | | | | | | | 106 | 127 | 123 | 72 | 44 |
| Brunei | | | | | | | | | | | | |
| Others | 471 | 145 | 187 | 115 | 92 | 300 | 890 | 718 | 1100 | 1733 | 885 | 69.5 |
| AFRICA | | | | | | | | | | | | |
| Dev'ped Eco S Africa | | | | | | | | | | | | |
| Dev'ping Economies | 243 | 136 | 290 | 602 | 746 | 1074 | 746 | 740 | 1102 | 1780 | 1164 | 240.5 |
| Arab Countries (1) | 243 | 136 | 290 | 559 | 701 | 1074 | 746 | 728 | 1102 | 1780 | 1164 | 240.4 |
| Algeria | 91 | 105 | 229 | 79 | 155 | 351 | 161 | 106 | 240 | 397 | 382 | 183.3 |
| Libya | 82 | 08 | 02 | 121 | 160 | 347 | 190 | 258 | 506 | 608 | 283 | 231 |
| Morocco | 07 | | | | 59 | 139 | 89 | 75 | 118 | 320 | 213 | 165 |
| Sudan | 38 | 19 | 25 | 17 | 03 | 07 | 06 | 30 | 40 | 48 | 45 | 97 |
| Tunisia | 24 | 04 | 33 | 341 | 321 | 230 | 300 | 257 | 198 | 406 | 237 | 76 |
| others | 01 | | 01 | 01 | 03 | | | 02 | | | 03 | 02 |
| Other Africa | | | | 43 | 45 | | | 12 | | | 00 | 00 |
| Kenya | | | | | | | | | | | | |
| Tanzania | | | | | 43 | | | 12 | | | 00 | 00 |
| Others | | | | | | | | | | | | |

(1) Except Egypt which was included in the item "ESCWA countries"

(١) ما عدا مصر التي لوحظت تحت بند دول الإسكوا

III-2-11
 صادرات الإمارات العربية المتحدة حسب أهم البلدان خلال الفترة 1986-1997
 Exports of U A E by Main Countries During the Period 1986-1997

مليون دولار أمريكي

| | 1986 | 1987 | 1988 | 1989 | 1990 | 1991 | 1992 | 1993 | 1994 | 1995 | 1996 | 1997 |
|------------------------------------|----------|----------|----------|----------|----------|----------|----------|----------|------|------|------|------|
| World | 17,596 0 | 23,505 0 | 24,392 2 | 24,742 3 | 19,673 6 | 19,050 2 | 19,798 9 | 23,408 4 | | | | |
| Developed Countries | 8,162 3 | 11,624 3 | 12,830 3 | 11,930 9 | 486 3 | 394 8 | 454 3 | 525 3 | | | | |
| Developing Countries & Territories | 5,799 7 | 7,337 7 | 7,473 9 | 8,314 4 | 1,048 3 | 710 4 | 1,085 4 | 972 8 | | | | |
| Not Classified | 3,634 0 | 4,543 0 | 4,088 0 | 4,497 0 | 18,139 0 | 17,945 0 | 18,259 2 | 21,910 3 | | | | |
| EUROPE | | | | | | | | | | | | |
| Developed Economies | 1,525 5 | 2,004 2 | 2,147 1 | 1,749 8 | 272 2 | 195 2 | 221 3 | 250 9 | | | | |
| European Union, of which | 1,503 2 | 1,930 6 | 2,075 7 | 1,723 3 | 269 3 | 169 1 | 188 4 | 201 0 | | | | |
| Belgium & Luxemb | 95 4 | 174 5 | 242 8 | 244 9 | 16 5 | 14 8 | 27 6 | 38 3 | | | | |
| Denmark | 2 1 | 4 5 | 3 1 | 3 4 | 0 9 | 0 9 | 2 3 | 0 6 | | | | |
| France | 315 4 | 398 0 | 450 7 | 287 1 | 19 1 | 8 6 | 14 7 | 15 8 | | | | |
| Germany | | | | | | | | | | | | |
| F R of Germany (former) | 185 8 | 181 0 | | | 73 7 | 48 2 | 42 8 | 39 9 | | | | |
| D R of Germany (former) | | | | | | | | | | | | |
| Greece | 0 9 | 0 7 | 1 2 | 7 1 | 1 6 | 0 2 | 0 6 | 1 2 | | | | |
| Ireland | 1 5 | 3 4 | 4 3 | 9 6 | 4 0 | 2 9 | 1 6 | 1 6 | | | | |
| Italy | 291 6 | 351 7 | 259 4 | 104 6 | 6 5 | 4 5 | 10 5 | 6 5 | | | | |
| Netherlands | 92 1 | 244 6 | 172 0 | 186 1 | 80 0 | 31 4 | 26 0 | 25 2 | | | | |
| portugal | 135 7 | 72 9 | 154 8 | 40 8 | 0 4 | 0 0 | 0 2 | 0 2 | | | | |
| Spain | 95 6 | 196 2 | 226 3 | 143 0 | 1 7 | 3 4 | 4 8 | 3 4 | | | | |
| United Kingdom | 243 2 | 296 7 | 370 8 | 530 6 | 59 7 | 50 7 | 55 5 | 65 3 | | | | |
| Austria | 2 6 | 1 9 | 3 1 | 27 0 | 2 0 | 2 0 | 0 8 | 0 3 | | | | |
| Sweden | 41 3 | 4 5 | 11 3 | 1 2 | 3 3 | 1 5 | 0 9 | 2 5 | | | | |
| EFTA | 22 3 | 73 6 | 71 4 | 26 5 | 2 8 | 26 2 | 32 9 | 50 0 | | | | |
| Norway | 2 8 | 19 4 | 2 3 | 1 3 | 0 5 | 0 2 | 0 8 | 0 7 | | | | |
| Switzerland | 14 1 | 34 1 | 29 8 | 6 9 | 2 1 | 25 9 | 30 1 | 46 6 | | | | |
| Others | 5 4 | 20 1 | 39 3 | 18 3 | 0 2 | 0 1 | 2 0 | 2 6 | | | | |

III-2-11
 مبيعات الامارات العربية المتحدة حسب اهم البلدان خلال الفترة 1986-1997
 Exports of U A E by Main Countries During the Period 1986-1997

مليون دولار امريكى

| | 1986 | 1987 | 1988 | 1989 | 1990 | 1991 | 1992 | 1993 | 1994 | 1995 | 1996 | |
|---------------------------------|---------|---------|---------|---------|-------|-------|-------|-------|------|------|------|-------------------------------------|
| Dev'ing Eco +Former USSR | | | | | | | | | | | | |
| Yugoslavia (Former) | 12 | 861 | 652 | 718 | 24 | 67 | 245 | 310 | | | | البلقان الغربية - ا القسوفوسى سابقا |
| Bulgaria | 04 | 04 | 06 | 06 | 07 | 04 | 13 | 08 | | | | يوغوسلافيا (سابقا) |
| Czechoslovakia(Former) | 06 | 07 | 07 | 07 | - | 03 | 01 | 00 | | | | بلغاريا |
| Hungary | | | 04 | 02 | 04 | 01 | 00 | 01 | | | | تشيكوسلوفاكيا (سابقا) |
| Poland | | | 01 | | | 00 | 00 | 00 | | | | هنغاريا |
| Rumania | 02 | 02 | 558 | 614 | 01 | 02 | 02 | 00 | | | | رومانيا |
| USSR (Former) | | 848 | 76 | 89 | 04 | 02 | 05 | 05 | | | | الاتحاد السوفوسى (سابقا) |
| USSR-Europ (Former) | | | | | | | | | | | | الاتحاد السوفوسى-اروپا (سابقا) |
| AMERICA | | | | | 08 | 55 | 223 | 295 | | | | امريكا |
| Dev'ped Economies | | | | | | | | | | | | |
| Canada | 7010 | 9154 | 7201 | 7957 | 910 | 460 | 674 | 1012 | | | | الكيان المتكيفة السو |
| U S A | 308 | 496 | 206 | 30 | 26 | 10 | 15 | 34 | | | | كندا |
| Dev'ping Economies | | | | | | | | | | | | |
| LATA | 6702 | 8658 | 6995 | 7927 | 884 | 450 | 659 | 978 | | | | البلدان النامية |
| Argentina | 2750 | 1510 | 1710 | 1633 | 522 | 03 | 03 | 13 | | | | رابطة امريكا اللاتينية المتكامل |
| Brazil | 1940 | 950 | 1180 | 933 | 03 | 02 | 01 | 00 | | | | الارجنتين |
| Others | 380 | 130 | 140 | 270 | 03 | 01 | 02 | 08 | | | | البرازيل |
| Other America | 430 | 430 | 390 | 430 | 519 | 00 | 00 | 05 | | | | بلدان امريكى اخرى |
| Cuba | | | | | | | | | | | | كوبا |
| OCEANIA | | | | | | | | | | | | |
| Dev'ped Economies | | | | | | | | | | | | |
| Australia | 4606 | 4474 | 4056 | 5368 | 07 | 10 | 13 | 24 | | | | اوقيانيا |
| New Zealand | 4069 | 3645 | 3014 | 4333 | 07 | 09 | 12 | 21 | | | | الكيان المتكيفة السو |
| Dev'ping Countries | | | | | | | | | | | | |
| ASIA | 537 | 829 | 1042 | 1035 | - | 01 | 02 | 03 | | | | البلدان النامية |
| Dev'ped Economies | | | | | | | | | | | | |
| Japan | 5,475.2 | 8,257.3 | 9,557.5 | 8,848.6 | 122.0 | 152.4 | 163.0 | 168.8 | | | | البلدان المتكيفة السو |

III-2-11
 صادرات الامارات العربية المتحدة حسب اهم البلدان خلال الفترة ١٩٨٦-١٩٩٧
 Exports of U A E by Main Countries During the Period 1986-1997

مليون دولار أمريكي

| | 1986 | 1987 | 1988 | 1989 | 1990 | 1991 | 1992 | 1993 | 1994 | 1995 | 1996 | |
|----------------------|---------|---------|---------|---------|-------|-------|-------|-------|------|------|------|------------------------------|
| Developing Economies | 5,221.5 | 6,745.6 | 6,914.7 | 7,725.3 | 929.2 | 679.5 | 901.3 | 890.0 | | | | البلدان النامية |
| ESCWA Countries | 936.0 | 974.0 | 1,082.0 | 1,344.0 | 671.6 | 351.4 | 441.7 | 438.5 | | | | دول الإسكوا |
| Asia (non-ESCWA) | 4,285.5 | 5,771.6 | 5,832.7 | 6,381.3 | 257.6 | 328.1 | 459.6 | 451.5 | | | | آسيا (ما عدا دول الإسكوا) |
| China | 47.4 | 37.5 | 63.0 | 59.6 | 6.8 | 12.1 | 15.3 | 28.0 | | | | الصين |
| Hong Kong | 72.8 | 58.6 | 60.7 | 154.9 | 10.0 | 18.6 | 22.6 | 21.2 | | | | هونغ كونغ |
| India | 721.1 | 876.1 | 903.4 | 993.8 | 62.0 | 46.2 | 76.1 | 65.6 | | | | الهند |
| Iran | 863.0 | 949.0 | 949.0 | 1,044.0 | 30.7 | 26.4 | 19.3 | 11.2 | | | | إيران |
| Pakistan | 101.0 | 144.0 | 279.0 | 261.0 | 17.1 | 24.7 | 38.0 | 34.8 | | | | باكستان |
| Turkey | 5.0 | 171.0 | 308.0 | 343.0 | 1.9 | 5.7 | 3.9 | 5.0 | | | | تركيا |
| Korea | 719.0 | 1,022.0 | 1,038.0 | 1,166.0 | 55.8 | 71.7 | 87.4 | 58.6 | | | | كوريا |
| ASEAN | 1,397.6 | 2,075.3 | 1,763.6 | 1,932.0 | 62.0 | 50.1 | 107.5 | 121.9 | | | | مجموعة دول جنوب شرق آسيا |
| Indonesia | 6.5 | 1.3 | 3.9 | 4.3 | 11.3 | - | 27.3 | 23.6 | | | | إندونيسيا |
| Malaysia | 46.1 | 66.0 | 62.7 | 48.7 | 5.0 | 4.4 | 9.5 | 19.4 | | | | ماليزيا |
| Philippines | 269.0 | 373.0 | 263.0 | 311.0 | 3.7 | 3.6 | 2.8 | 10.7 | | | | الفلبين |
| Singapore | 816.0 | 1,356.0 | 1,164.0 | 1,281.0 | 14.2 | 17.5 | 23.1 | 26.4 | | | | سنغافورة |
| Thailand | 260.0 | 279.0 | 270.0 | 287.0 | 27.8 | 24.6 | 44.8 | 41.8 | | | | تايواند |
| Others | 358.6 | 438.1 | 468.0 | 427.0 | 11.2 | 72.6 | 89.7 | 105.2 | | | | غيرها |
| AFRICA | | | | | | | | | | | | الاريفيا |
| Develop Eco S Africa | | | | | 0.4 | 0.2 | 1.2 | 2.0 | | | | البلدان النامية جنوب افريقيا |
| Developing Economies | 302.0 | 355.0 | 323.0 | 354.0 | 64.5 | 23.9 | 159.3 | 50.6 | | | | البلدان النامية |
| Arab Countries (1) | 50.4 | 87.0 | 79.6 | 83.7 | 15.2 | 12.6 | 13.4 | 25.0 | | | | البلدان العربية (١) |
| Algeria | 5.5 | 0.8 | 0.2 | 0.1 | 0.1 | 0.4 | 1.6 | | | | | الجزائر |
| Libya | 1.6 | 1.6 | 0.2 | 0.2 | 0.2 | 0.3 | 0.3 | 4.5 | | | | ليبيا |
| Morocco | 29.2 | 65.3 | 58.8 | 64.6 | 0.1 | 0.0 | 0.3 | 0.7 | | | | المغرب |
| Sudan | 6.0 | 8.0 | 7.0 | 8.0 | 1.3 | 0.5 | 1.8 | 5.5 | | | | السودان |
| Tunisia | 0.1 | 0.4 | 2.6 | 0.1 | - | 0.4 | 2.5 | 3.0 | | | | تونس |
| Others | 8.0 | 11.0 | 11.0 | 11.0 | 6.9 | 11.4 | 8.1 | 9.7 | | | | غيرها |
| Other Africa | 251.6 | 268.0 | 243.4 | 270.3 | 49.3 | 11.3 | 145.8 | 25.6 | | | | بلدان افريقيا الاخرى |
| Kenya | 223.0 | 226.0 | 203.0 | 223.0 | 0.9 | 1.6 | 2.1 | 2.8 | | | | كينيا |
| Tanzania | 0.6 | | | | 1.6 | 2.1 | 2.0 | 3.1 | | | | تنزانيا |
| Others | 28.0 | 42.0 | 40.4 | 47.3 | 46.9 | 7.6 | 141.7 | 19.7 | | | | غيرها |

(1) Except Egypt which was included in the item "ESCWA countries"

(١) ما عدا مصر التي ادرجتها تحت بند دول الاسكوا

III-2-12 (Cont'd)
مبيعات التصدير اليمنية حسب أهم البلدان خلال الفترة 1987-1997
Exports of Yemen by Main Countries During the Period 1987-1997

مليون دولار أمريكي

| Main US \$ | 1987 | | 1988 | 1989 | 1990 | 1991 | 1992 | 1993 | 1994 | 1995 | 1996 | 1997 | |
|--------------------------|-----------|-----------|-------|-------|-------|-------|-------|-------|-------|---------|---------|---------|--------------------------------|
| | South (S) | North (N) | S+N | S+N | S+N | S+N | S+N | S+N | S+N | S+N | S+N | S+N | |
| World | 70.0 | 30.6 | 552.4 | 763.1 | 710.2 | 505.7 | 219.5 | 373.8 | 932.9 | 1780.6 | 2,259.6 | 2,329.2 | العالم |
| Developed Countries | 34.1 | 4.6 | 372.2 | 310.5 | 537.0 | 447.4 | 165.4 | 147.3 | 310.8 | 238.7 | 481.5 | 352.2 | البلدان المتقدمة الصناعية |
| Developing Countries | 35.1 | 26.0 | 179.5 | 159.7 | 156.9 | 56.5 | 51.0 | 206.0 | 617.0 | 1,531.9 | 1,776.9 | 1,976.3 | البلدان والاقليم النامية |
| Territories | 0.8 | - | 0.7 | 292.9 | 16.3 | 1.8 | 3.1 | 20.4 | 5.1 | 10.0 | 1.2 | 0.7 | عبر مديرة |
| Not Classified | - | - | - | - | - | - | - | - | - | - | - | - | أوروبا |
| EUROPE | | | | | | | | | | | | | |
| Developed Economies | 23.8 | 3.1 | 203.3 | 148.1 | 260.6 | 283.3 | 51.0 | 45.7 | 71.9 | 10.2 | 139.8 | 192.2 | البلدان المتقدمة النمو |
| European Union, of which | 23.8 | 3.1 | 203.3 | 142.7 | 260.2 | 282.7 | 50.6 | 45.7 | 63.3 | 10.1 | 139.8 | 191.5 | الاتحاد الأوروبي، ومنها |
| Belgium & Luxemb | - | - | - | - | 0.1 | 0.2 | 0.2 | 0.2 | 0.3 | 0.1 | 0.7 | 0.9 | للكمالات كسمورج |
| Denemark | - | - | - | - | - | - | - | - | - | - | - | - | الدنمارك |
| France | 11.8 | 0.3 | 57.8 | 14.9 | 19.0 | 4.3 | 3.3 | 17.0 | 29.0 | 4.0 | 49.2 | 67.5 | فرنسا |
| Germany | 0.1 | 0.1 | 52.9 | 0.1 | 58.7 | 0.4 | 26.1 | 1.0 | - | 0.2 | 0.6 | 1.6 | ألمانيا |
| F R of Germany (former) | - | - | - | - | - | - | - | - | - | - | - | - | ألمانيا الاتحادية سابقا |
| D R of Germany (former) | - | - | - | - | - | - | - | - | - | - | - | - | ألمانيا الديمقراطية سابقا |
| Greece | 5.5 | - | - | 1.0 | 3.0 | - | - | - | - | - | - | 0.4 | اليونان |
| Ireland | - | - | - | - | - | - | - | - | - | - | - | - | أيرلندا |
| Italy | 6.2 | 2.5 | 89.1 | 124.9 | 166.2 | 276.6 | 5.5 | 5.9 | 22.3 | 5.0 | 88.5 | 81.0 | إيطاليا |
| Netherlands | - | - | 3.3 | 1.0 | 9.8 | 0.1 | 2.2 | - | 10.4 | - | 0.0 | 0.0 | هولندا |
| portugal | - | - | - | - | - | - | - | - | - | - | - | - | البرتغال |
| Spain | 0.1 | - | 0.2 | 0.4 | 2.3 | 0.1 | 0.3 | 0.9 | 0.6 | 0.7 | 0.7 | 39.3 | إسبانيا |
| United Kingdom | 0.1 | 0.2 | - | 0.5 | 1.1 | 1.0 | 0.9 | 0.9 | 0.7 | 0.1 | 0.2 | 0.5 | المملكة المتحدة |
| Austra | - | - | - | - | - | - | 12.1 | 19.8 | - | - | - | - | أستراليا |
| Sweden | - | - | - | - | - | - | - | - | - | - | - | - | السويد |
| EFTA | - | - | - | 5.4 | 0.4 | 0.6 | 0.4 | - | 8.6 | 0.1 | 0.0 | 0.7 | الاتحاد الأوروبي للتجارة الحرة |
| Norway | - | - | - | - | 0.4 | - | - | - | - | - | - | - | النرويج |
| Switzerland | - | - | - | 2.7 | - | 0.6 | 0.4 | - | 8.6 | - | - | 0.7 | سويسرا |
| Others | - | - | - | 2.7 | - | - | - | - | - | 0.1 | - | 0.0 | آخرون |

III-2-12 (Cont'd)
مصادر التصدير الرئيسية حسب ام اللدال حلال الفترة ١٩٨٧-١٩٩٧
Exports of Yemen by Main Countries During the Period 1987-1997

مليون دولار أمريكي

| Main US \$ | 1987 | | 1988 | | 1989 | | 1990 | | 1991 | | 1992 | | 1993 | | 1994 | | 1995 | | 1996 | | 1997 | |
|-------------------------|-----------|-----------|-------|-------|-------|-------|------|------|-------|-------|-------|-------|------|-----|------|-----|------|-----|------|-----|------|-----|
| | South (S) | North (N) | S+N | S+N | S+N | S+N | S+N | S+N | S+N | S+N | S+N | S+N | S+N | S+N | S+N | S+N | S+N | S+N | S+N | S+N | S+N | |
| Dev'ing Eco+Former USSR | 2.9 | - | 2.1 | 2.8 | 7.3 | 0.0 | 0.1 | - | 11.8 | 0.3 | 0.3 | 0.1 | - | - | - | - | - | - | - | - | - | 0.1 |
| Yugoslavia (Former) | - | - | - | - | 0.1 | - | - | - | - | - | - | - | - | - | - | - | - | - | - | - | - | - |
| Bulgaria | 2.5 | - | 1.1 | - | 4.2 | - | - | - | 11.6 | - | - | - | - | - | - | - | - | - | - | - | - | - |
| Czechoslovakia(Former) | - | - | - | - | - | - | - | - | - | - | - | - | - | - | - | - | - | - | - | - | - | - |
| Hungary | - | - | - | - | - | - | - | - | - | - | - | - | - | - | - | - | - | - | - | - | - | - |
| Poland | - | - | - | - | - | - | - | - | - | - | - | - | - | - | - | - | - | - | - | - | - | - |
| Rumania | - | - | - | - | - | - | - | - | - | - | - | - | - | - | - | - | - | - | - | - | - | - |
| USSR (Former) | 0.4 | - | 1.0 | 2.8 | 3.0 | - | - | - | - | - | - | - | - | - | - | - | - | - | - | - | - | - |
| USSR Europe (Former) | - | - | - | - | - | - | - | - | - | - | - | - | - | - | - | - | - | - | - | - | - | - |
| AMERICA | - | - | - | - | - | - | - | - | - | - | - | - | - | - | - | - | - | - | - | - | - | - |
| Dev'ped Economies | 0.2 | 0.3 | 136.1 | 138.5 | 264.4 | 162.7 | 77.5 | 3.7 | 115.0 | 1.6 | 2.3 | 2.9 | - | - | - | - | - | - | - | - | - | - |
| Canada | - | - | - | - | - | - | - | - | - | - | - | - | - | - | - | - | - | - | - | - | - | - |
| U.S.A. | 0.2 | 0.3 | 136.1 | 138.5 | 264.4 | 162.7 | 77.5 | 3.4 | 115.0 | 1.6 | 2.3 | 2.9 | - | - | - | - | - | - | - | - | - | - |
| Dev'ping Economies | - | - | - | - | - | - | - | - | - | - | - | - | - | - | - | - | - | - | - | - | - | - |
| LAIA | - | - | - | - | - | - | - | - | - | - | - | - | - | - | - | - | - | - | - | - | - | - |
| Argentina | - | - | - | - | - | - | - | - | - | - | - | - | - | - | - | - | - | - | - | - | - | - |
| Brazil | - | - | - | - | - | - | - | - | 0.3 | - | - | - | - | - | - | - | - | - | - | - | - | - |
| Others | - | - | - | - | - | - | - | - | 16.5 | 4.4 | 286.1 | 137.4 | - | - | - | - | - | - | - | - | - | - |
| Other America | - | - | - | - | - | - | - | - | - | - | - | - | - | - | - | - | - | - | - | - | - | - |
| Cuba | - | - | - | - | - | - | - | - | 0.2 | 28.2 | 22.5 | - | - | - | - | - | - | - | - | - | - | - |
| OCEANIA | - | - | - | - | - | - | - | - | - | - | - | - | - | - | - | - | - | - | - | - | - | - |
| Dev'ped Economies | - | - | - | - | - | - | - | - | - | - | - | - | - | - | - | - | - | - | - | - | - | - |
| Australia | - | - | - | - | - | - | - | - | 0.4 | - | - | - | - | - | - | - | - | - | - | - | - | - |
| New Zealand | - | - | - | - | - | - | - | - | 0.4 | - | - | - | - | - | - | - | - | - | - | - | - | - |
| Dev'ping Countries | 0.0 | 0.1 | 8.9 | 0.1 | - | - | - | - | - | - | - | - | - | - | - | - | - | - | - | - | - | - |
| ASIA | - | - | - | - | - | - | - | - | - | - | - | - | - | - | - | - | - | - | - | - | - | - |
| Dev'ped Economies | 10.1 | 1.2 | 32.8 | 23.9 | 12.0 | 1.4 | 37.0 | 97.9 | 123.9 | 226.9 | 284.6 | 117.0 | - | - | - | - | - | - | - | - | - | - |
| Japan | - | - | - | - | - | - | - | - | - | - | - | - | - | - | - | - | - | - | - | - | - | - |
| اللدال | - | - | - | - | - | - | - | - | - | - | - | - | - | - | - | - | - | - | - | - | - | - |
| اللدال المتقدمة | - | - | - | - | - | - | - | - | - | - | - | - | - | - | - | - | - | - | - | - | - | - |
| اللدال النامية | - | - | - | - | - | - | - | - | - | - | - | - | - | - | - | - | - | - | - | - | - | - |
| اللدال المتقدمة | - | - | - | - | - | - | - | - | - | - | - | - | - | - | - | - | - | - | - | - | - | - |
| اللدال النامية | - | - | - | - | - | - | - | - | - | - | - | - | - | - | - | - | - | - | - | - | - | - |

III-2-12 (Cont'd)
مبيعات الجمهورية اليمنية حسب أهم البلدان خلال الفترة ١٩٨٧-١٩٩٧
Exports of Yemen by Main Countries During the Period 1987-1997

| Min. US \$ | 1987 | | 1988 | 1989 | 1990 | 1991 | 1992 | 1993 | 1994 | 1995 | 1996 | 1997 | |
|-----------------------|-----------|-----------|-------|-------|-------|------|-------|-------|-------|---------|---------|---------|------------------------------------|
| | South (S) | North (N) | S+N | S+N | S+N | S+N | S+N | S+N | S+N | S+N | S+N | S+N | |
| Dev'ping Economies | 23 0 | 25 8 | 159 0 | 122 5 | 89 2 | 51 4 | 32 8 | 182 5 | 556 0 | 1 455 9 | 1 459 5 | 1 822 3 | البلدان النامية |
| ESCWA Countries | 18 2 | 25 3 | 97 4 | 117 2 | 49 3 | 42 3 | 23 3 | 43 8 | 157 7 | 1 62 5 | 71 5 | 38 9 | دول الإسكوا |
| Asia (non-ESCWA) | 4 8 | 0 5 | 61 6 | 5 3 | 39 9 | 9 1 | 9 5 | 138 7 | 398 3 | 1 293 4 | 1 387 9 | 1 783 4 | آسيا (ما عدا دول الإسكوا) |
| China | - | - | 0 3 | 0 1 | - | - | - | 36 4 | 22 9 | 441 4 | 518 0 | 774 3 | الصين |
| Hong Kong | - | - | - | - | - | - | 0 5 | 1 5 | 0 8 | 0 3 | 1 1 | 0 3 | هونغ كونغ |
| India | 2 4 | 0 1 | 0 5 | 1 0 | 1 6 9 | 1 2 | 0 3 | 22 5 | 19 1 | 2 3 | 1 5 | 3 4 | الهند |
| Iran | - | - | - | - | - | - | - | - | - | - | - | 1 7 | اليران |
| Pakistan | 0 1 | - | - | 0 4 | 0 6 | 0 8 | 0 5 | 0 8 | 0 9 | 0 5 | 0 3 | 2 9 | باكستان |
| Turkey | - | - | - | 0 1 | 0 8 | 0 4 | - | 1 4 | 0 3 | 3 6 | 0 2 | 0 3 | تركيا |
| Korea | - | - | - | - | 0 1 | 0 1 | 0 3 | 21 4 | 194 9 | 361 9 | 448 4 | 483 9 | كوريا |
| ASEAN | 1 1 | 0 2 | 1 7 7 | 3 3 | 1 6 0 | 6 4 | 7 6 | 54 7 | 159 4 | 320 8 | 418 5 | 495 4 | منظمة دول جنوب شرق آسيا |
| Indonesia | - | - | - | 0 1 | - | - | - | - | - | 0 2 | 0 1 | 0 1 | إندونيسيا |
| Malaysia | - | - | - | 1 1 | 1 7 | 3 1 | 2 9 | 1 1 | 25 9 | 0 4 | 0 0 | - | ماليزيا |
| Philippines | - | - | - | - | - | - | - | - | - | - | - | - | الفلبين |
| Singapore | 1 1 | 0 2 | 1 7 7 | 2 1 | 1 4 3 | 3 3 | 4 7 | 53 6 | 133 5 | 191 3 | 91 4 | 68 9 | سنغافورة |
| Thailand | - | - | - | - | - | - | - | - | - | 128 9 | 327 0 | 426 4 | تايلاند |
| Brunei | - | - | - | - | - | - | - | - | - | - | - | - | بروناي |
| Others | 1 2 | 0 2 | 43 1 | 0 4 | 5 5 | 0 2 | 0 3 | - | - | 1 62 7 | 0 0 | 21 2 | آخرون |
| AFRICA | | | | | | | | | | | | | الاريفيا |
| Dev'ped Eco S. Africa | - | - | - | - | - | - | - | - | - | - | 54 8 | 40 1 | البلدان المتقدمة لغرب جنوب الارياف |
| Dev'ping Economies | 9 2 | 0 1 | 9 5 | 34 1 | 32 2 | 5 1 | 18 1 | 23 6 | 32 6 | 71 2 | 31 0 | 1 6 2 | البلدان النامية |
| Arab Countries (1) | 2 1 | 0 1 | 4 7 | 11 6 | 22 1 | 4 7 | 1 6 9 | 20 9 | 23 7 | 11 7 | 8 3 | 10 4 | البلدان العربية (١) |
| Algeria | - | - | - | - | - | - | - | - | - | - | 0 2 | 0 0 | الجزائر |
| Libya | - | - | - | - | - | - | - | - | - | 0 1 | 0 1 | 0 0 | ليبيا |
| Morocco | - | - | - | 4 1 | 2 3 | - | 0 3 | 0 2 | 0 5 | 0 7 | 0 0 | 0 1 | المغرب |
| Sudan | 1 7 | - | 0 5 | 1 1 | 4 5 | - | 5 7 | 0 4 | 1 0 | 0 9 | 0 1 | 0 1 | السودان |
| Tunisia | - | - | - | - | - | - | - | - | - | - | - | 0 0 | تونس |
| Others | 0 4 | 0 1 | 4 2 | 6 4 | 15 3 | 4 7 | 10 9 | 20 3 | 22 2 | 10 0 | 7 9 | 10 3 | آخرون |
| Other Africa | 7 1 | 0 0 | 4 8 | 22 5 | 10 1 | 0 4 | 1 2 | 2 6 | 8 9 | 59 6 | 22 7 | 5 7 | البلدان الارياف الاخرى |
| Kenya | - | - | - | 12 3 | - | - | - | - | - | 0 2 | 20 3 | 0 1 | كينيا |
| Tanzania | 0 9 | - | - | 0 3 | 0 1 | 0 2 | - | - | - | 0 3 | 0 0 | - | تنزانيا |
| Others | 6 2 | - | 4 8 | 9 9 | 10 0 | 0 2 | 1 2 | 2 6 | 8 9 | 59 0 | 2 4 | 5 7 | آخرون |

(1) Except Egypt which was included in the item "ESCWA Countries"

(١) ما عدا مصر التي أدرجت تحت بند دول الإسكوا

Las publicaciones de las Naciones Unidas están en venta en librerías y casas distribuidoras en todas partes del mundo. Consulte a su librero o diríjase a Naciones Unidas, Sección de Ventas, Nueva York o Ginebra.

COMO CONSEGUIR PUBLICACIONES DE LAS NACIONES UNIDAS

Издания Организации Объединенных Наций можно купить в книжных магазинах и агентствах во всех районах мира. Находите справки об изданиях в нашем книжном магазине или пишите по адресу: Организация Объединенных Наций Секция по продаже изданий Нью-Йорк или Женева.

КАК ПОЛУЧИТЬ ИЗДАНИЯ ОРГАНИЗАЦИИ ОБЪЕДИНЕННЫХ НАЦИЙ

Les publications des Nations Unies sont en vente dans les librairies et les agences depositaires du monde entier. Informez-vous auprès de votre libraire ou adressez-vous à Nations Unies Section des ventes, New York ou Genève.

COMMENT SE PROCURER LES PUBLICATIONS DES NATIONS UNIES

United Nations publications may be obtained from bookstores and distributors throughout the world. Consult your bookstore or write to: United Nations, Sales Section, New York or Geneva.

HOW TO OBTAIN UNITED NATIONS PUBLICATIONS

联合国出版物在全世界各地书店和经销处均有发售。请向书店或向联合国订约处日内瓦的联合国销售组。

如何取得联合国出版物

كيفية الحصول على المنشورات للأمم المتحدة
يمكن الحصول على المنشورات للأمم المتحدة في جميع أنحاء العالم من المكتبات والمؤسسات التي تبيع الكتب في جميع أنحاء العالم أو الأمم المتحدة قسم المبيعات، نيويورك أو جنيف.