




©Getty
Images/iStockphoto

Agile government responses to the COVID-19 Pandemic in the Arab region : What are we learning for the future?

COVID-19 unfolded at a time of simmering public frustration



©AFP/Getty
Images



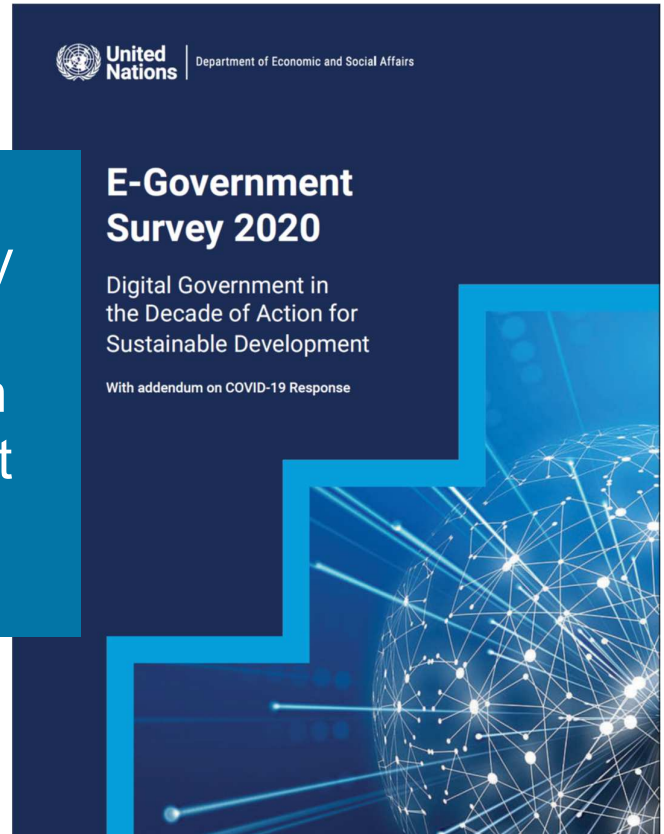
©Associate
Press



©Nabil

Did the Arab region reap the benefits of digital divides?

“Conflict and civil strife have caused major disruptions in many parts of the Arab region, and the millions of people who have been displaced find it extremely difficult or even impossible to access services, including e-government



In the Arab world, the adoption of cutting-edge technology is concentrated in higher-income countries

E-government development in the member countries of the Cooperation Council for the Arab States of the Gulf (GCC)

Country	Rating class	EGDI Rank	Sub-Region	OSI value	HCI value	TII value	EGDI (2020)	EGDI (2018)
United Arab Emirates	V3	21	Western Asia	0.9000	0.7320	0.9344	0.8555	0.8295
Bahrain	V2	38	Western Asia	0.7882	0.8439	0.8319	0.8213	0.8116
Saudi Arabia*	V2	43	Western Asia	0.6882	0.8648	0.8442	0.7991	0.7119
Kuwait*	V1	46	Western Asia	0.8412	0.7470	0.7858	0.7913	0.7388
Oman*	V1	50	Western Asia	0.8529	0.7751	0.6967	0.7749	0.6846
Qatar	HV	66	Western Asia	0.6588	0.6698	0.8233	0.7173	0.7132

* Countries that moved from the high to the very high EGDI group in 2020.

The Lebanon Citizen Budget Dashboard

Dashboard

Lebanon Citizen Budget
Amounts in billions of LBP



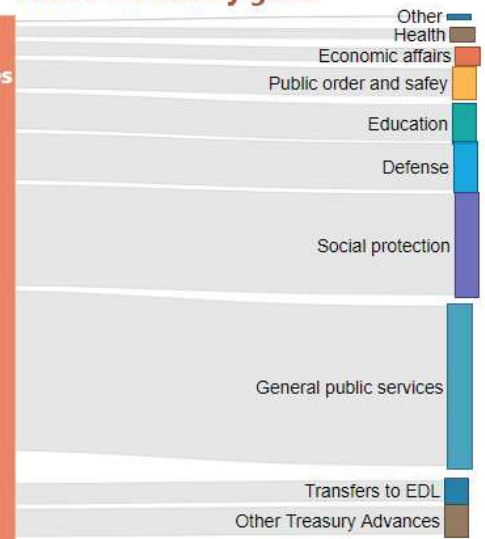
Selected Years | 2020



Where the money comes from?



Where the money goes?



<http://www.institutdesfinances.gov.lb/data/lebanon-citizen-budget/>

The Donor Coordination Platform

Navigation menu: My Hub, Disaster Recovery Aid, General Needs, General Distribution, Hospital Needs, Hospital Aid, Resources & Publications, Contact Support Team

NEWS & NOTIFICATIONS

- 14 Oct** Dear donors, Upon logging in your aids, please be reminded of the importance of indicating the estimated monetary value of said Aids in the corresponding field.
- 16 Sep** Kindly be advised that, upon login on the Donor Coordination Platform, you can now see needs uploaded by various public institutions as well as distribution updates.
- 16 Sep** You can now follow the latest Donor Coordination Platform news on Twitter: @LebanonAid <https://twitter.com/LebanonAid>

AIDS

- 10 NOV 2020** SOLIDARITÉ LYON BEYROUTH-2020-10-28 Ongoing
- 05 NOV 2020** INTERNATIONAL CONFERENCE ON ASSISTANCE AND SUPPORT TO BEIRUT AND THE LEBANESE PEOPLE 26/10/2020 Ongoing

Volume of aid donated in cash in USD

141,085,041

USD

Volume of in-kind donation

3,257

Unique Product

Aid reports by type

Kind (82.08%)

Cash (17.92%)

Aid donated v/s target

Total aid donated in USD: 141,085,041

Target: USD 354,000,000

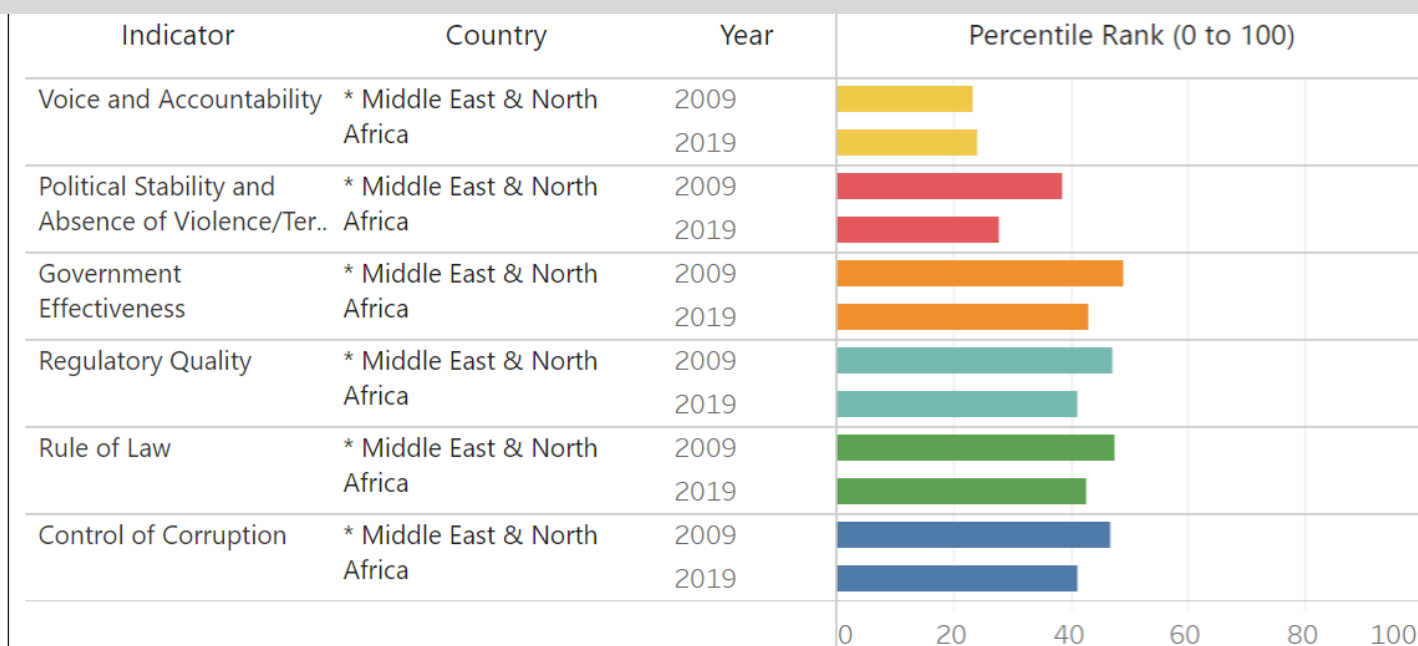
<https://dcp.pcm.gov.lb/>

THE WAY FORWARD: Addressing three vulnerabilities

© Institut des Finances Basil Fuleihan 2020

Vulnerability No.1 – TRUST

Trust feeds on merit and accountability of public service and a belief that everyone, not only the happy few, will reap the rewards of technological progress. With regressing governance indicators and a large, expensive, often coercive state apparatus, the trust vulnerability is exacerbated.



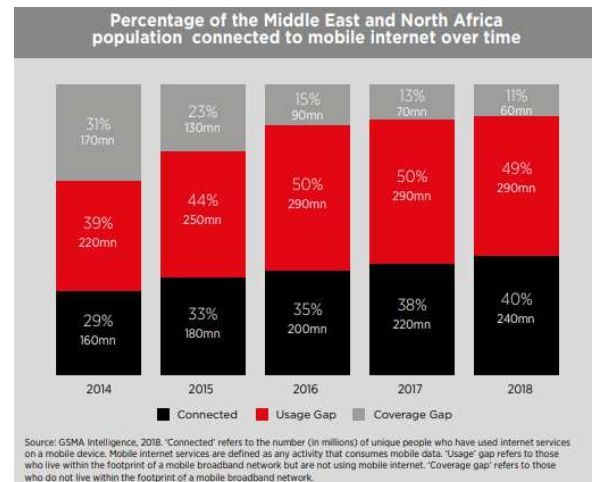
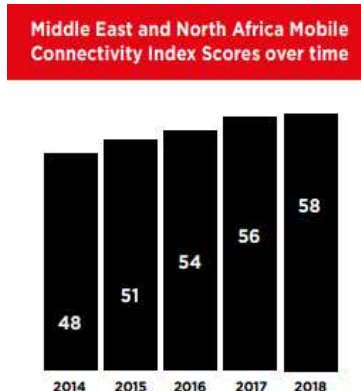
Source: Worldwide Governance Indicators

Vulnerability No.2 – CAPACITY

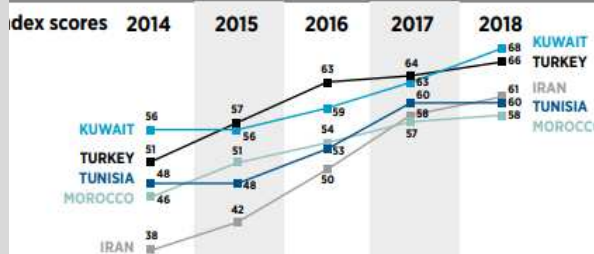
With COVID-19, digital transformation itself was disrupted.

In financially fragile countries, governments lack of capacities stood in the way of agility, adaptability, and positive transformation needed.

Technology accessibility & preparedness would spare the growth of a “lost generation” that would otherwise be particularly prone to crime and violent conflicts.



Most Improved Countries (2014-2018)

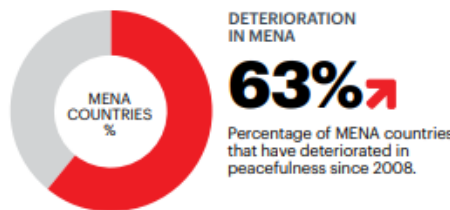


	2014 Mobile Internet Penetration	2018 Mobile Internet Penetration
KUWAIT	50%	53%
TURKEY	37%	42%
TUNISIA	35%	53%
IRAN	32%	49%
MOROCCO	25%	40%

Source: Mobile Internet Connectivity 2019

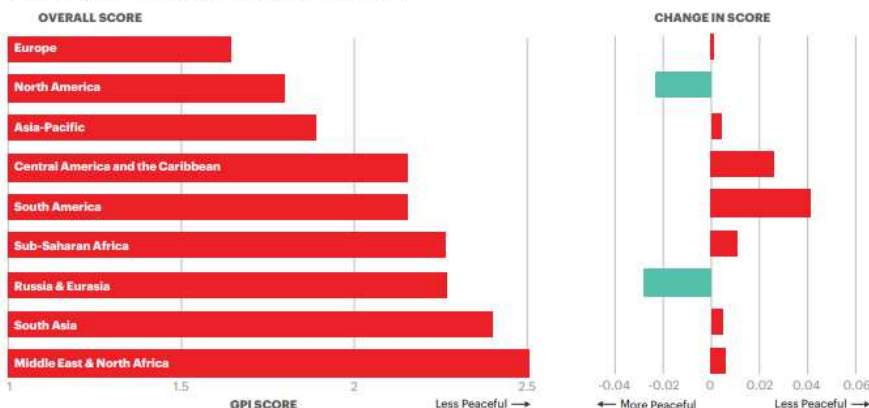
Vulnerability No. 3 – PEACE

In the least peaceful region in the world, how can ICT support the transition from violence to stability and recovery?



Regional GPI results, 2019

Only two regions became more peaceful from 2019 to 2020.



Source: IEP

Sources: Global Peace Index 2020

Middle East & North Africa

Regional Rank	Country	Overall Score	Score change	Overall Rank
1	Qatar	1.616	-0.046	27
2	Kuwait	1.723	-0.048	39
3	United Arab Emirates	1.752	-0.042	41
4	Oman	1.941	-0.012	68
5	Jordan	1.958	-0.027	72
6	Morocco	2.057	0.005	83
7	Tunisia	2.09	0.009	92
8	Bahrain	2.209	-0.111	110
9	Algeria	2.287	0.002	117
10	Saudi Arabia	2.443	-0.021	128
11	Egypt	2.481	0.052	130
12	Iran	2.672	0.137	142
13	Palestine	2.699	0.052	143
14	Israel	2.775	-0.004	145
15	Lebanon	2.828	-0.054	146
16	Sudan	3.043	0.1	153
17	Libya	3.258	-0.011	157
18	Yemen	3.411	0.051	159
19	Iraq	3.487	0.119	161
20	Syria	3.539	-0.023	162
REGIONAL AVERAGE		2.513	0.006	

www.institutdesfinances.gov.lb

Thank You

 IOFLebanon

 IOFLebanon

 IOFLebanon

 InstituteOfFinance