



مبادرة المحتوى الرقمي العربية الفرص والتحديات

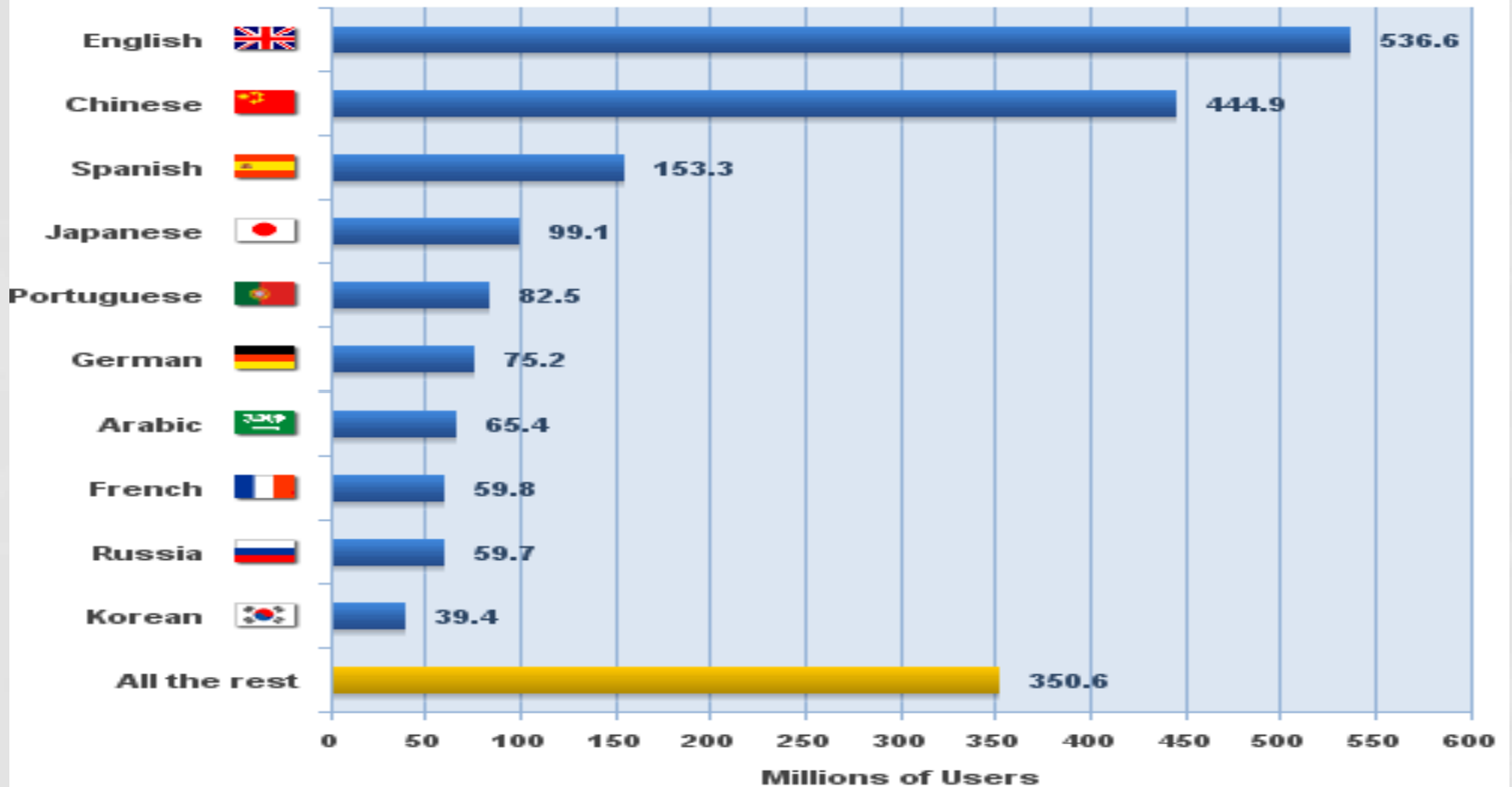
د. هدى بركة
وزارة الاتصالات وتكنولوجيا المعلومات
جمهورية مصر العربية

أجندة العرض



المحتوى العربي الرقمي على شبكة الانترنت

Top Ten Languages in the Internet 2010 - in millions of users



Source: Internet World Stats - www.internetworldstats.com/stats7.htm
Estimated Internet users are 1,966,514,816 on June 30, 2010
Copyright © 2000 - 2010, Miniwatts Marketing Group

Top Ten Languages Used in the Web

(Number of Internet Users by Language)

TOP TEN LANGUAGES IN THE INTERNET	Internet Users by Language	Internet Penetration by Language	Growth in Internet (2000 - 2011)	Internet Users % of Total	World Population for this Language (2011 Estimate)
English	565,004,126	43.4 %	301.4 %	26.8 %	1,302,275,670
Chinese	509,965,013	37.2 %	1,478.7 %	24.2 %	1,372,226,042
Spanish	164,968,742	39.0 %	807.4 %	7.8 %	423,085,806
Japanese	99,182,000	78.4 %	110.7 %	4.7 %	126,475,664
Portuguese	82,586,600	32.5 %	990.1 %	3.9 %	253,947,594
German	75,422,674	79.5 %	174.1 %	3.6 %	94,842,656
Arabic	65,365,400	18.8 %	2,501.2 %	3.3 %	347,002,991
French	59,779,525	17.2 %	398.2 %	3.0 %	347,932,305
Russian	59,700,000	42.8 %	1,825.8 %	3.0 %	139,390,205
Korean	39,440,000	55.2 %	107.1 %	2.0 %	71,393,343
TOP 10 LANGUAGES	1,615,957,333	36.4 %	421.2 %	82.2 %	4,442,056,069
Rest of the Languages	350,557,483	14.6 %	588.5 %	17.8 %	2,403,553,891
WORLD TOTAL	2,099,926,965	30.3 %	481.7 %	100.0 %	6,930,055,154



347

65.4) %18.8

()

-

(

. 2011

2000

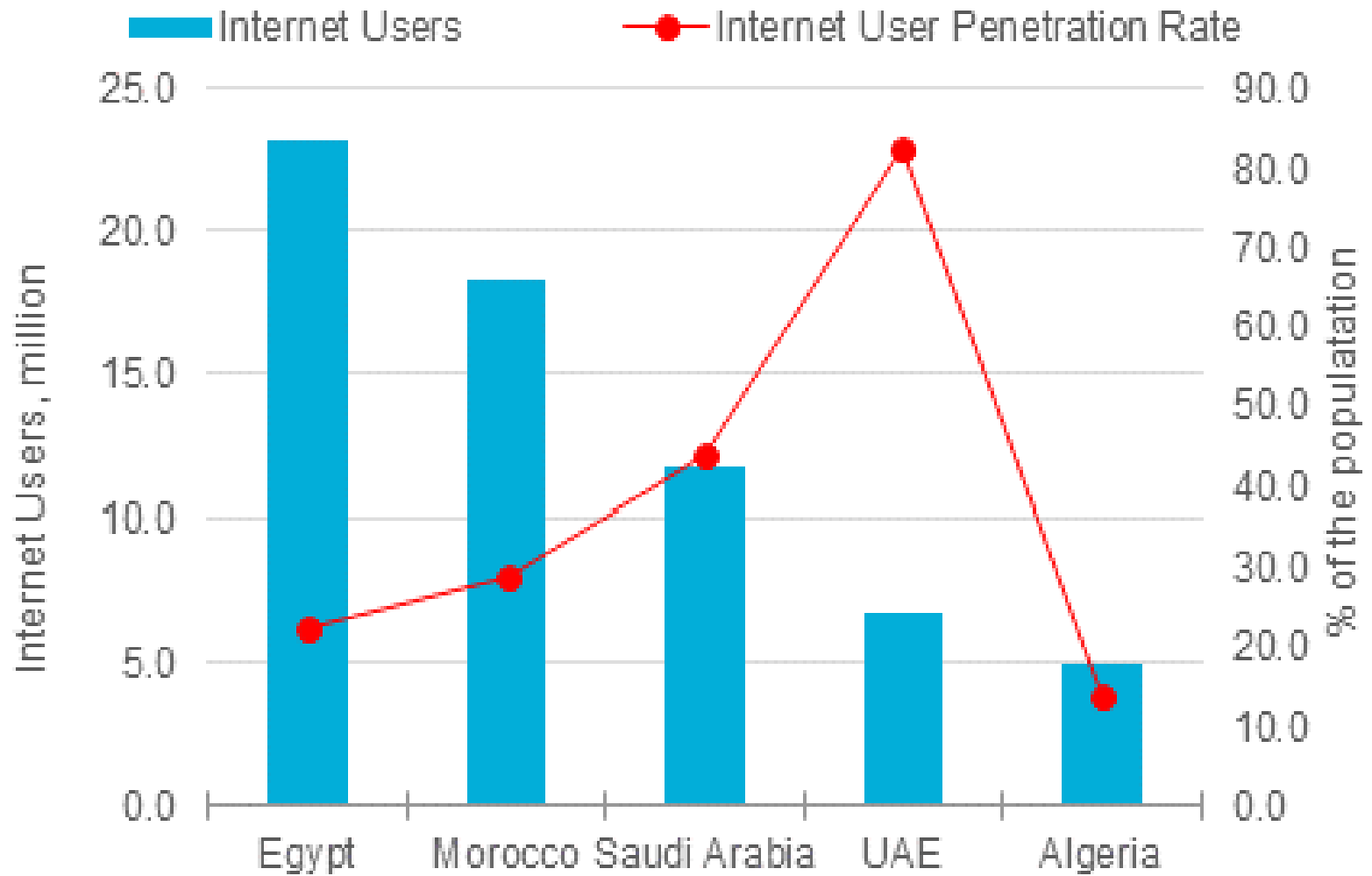
%2.5

-

Indicators	Arab Region	World Wide	Percentage
Land (Million Sq km)	13.8	136.4	10.102%
Cellular Subscriptions (Millions)	261.6	4'849.4	5.396%
Population (Millions)	365.2	6.94	5.266%
Internet Users (Millions)	74.3	1856	4.081%
GDP (PPP; Trillion USD)	2.86	74.5	3.835%
Households (Millions)	64.6	1'750.7	3.689%
Fixed Lines (Millions)	34.4	1'192.6	2.887%
International Internet Connectivity (Gbit/s)	927.2	58660.2	1.581%
IP counts (Millions)	30.6	3463	0.884%
Internet Hosts (Millions)	1.52	764	0.198%
Number of cctld in the top 1 M sites	1'871	N/A	0.187%
Internet Sites (in gtld)	194'235	120'232'717	0.162%

- %1
- %0.162
- %0.198 (Internet Host)
- %0.187
- %3 1

مستخدمى الانترنت فى الدول العربية



(Top

Alexa

1000)

Social networks	Site name	Global rank (according to Alexa)	Reach
1	maktoob.com	219	0.6%
2	kooora.com	369	0.26%
3	youn7.com	480	0.2%
4	myegy.com	531	0.17%
5	fatakat.com	585	0.13%
6	aljazeera.net	754	0.124%
7	ahram.org.eg	916	0.12%

Source: alexa.com.

Note: According to this source, only seven Arab digital content sites are in the top 1000 Internet sites

2.099.706 2012

172.5 2012
67 5.7

2012

2.8 #bahrain

(1.5)

1.3 #syria

900 #Egypt

860# Kuwait

موقع فيسبوك

45,194,452

2012

2011


30

Top 5

%25



جهود الدول العربية في مجال المحتوى العربي الرقمي



2012

100

Cloud -Sourcing



مشروع تويتر لوتوز



ترويج تريب سواه TED العالم




حملة #letswelmarabic



ترويج إزاء 'زيك القنار'



مشروع لكتاب العربي الرفعي للمدني




مشروع المعلم العربي الثاني للتوحي




مشروع تحريب ستوريفاي



ترويج إزاء ويكيبديا العربية



www.memoryarabworld.net






(2015-2010)



(Twofour 54) 54





www.nationalarchives.gov.eg





مبادرة المحتوى الرقمي العربية

مبادرة المحتوى الرقمي العربية

يونيو 2012

لاقت المبادرة ترحيباً من مجلس وزراء
الاتصالات العرب
في دورته السادسة عشرة التي عُقدت بالجزائر
(ق 367 د ع 16-2012/5/6)

مارس 2012

أطلقتها مصر خلال قمة توصيل العالم العربي
التي عُقدت
بالعاصمة القطرية الدوحة



[Empty text box with a light blue grid pattern]



[Empty text box with a light blue grid pattern]



[Empty text box with a light blue grid pattern]






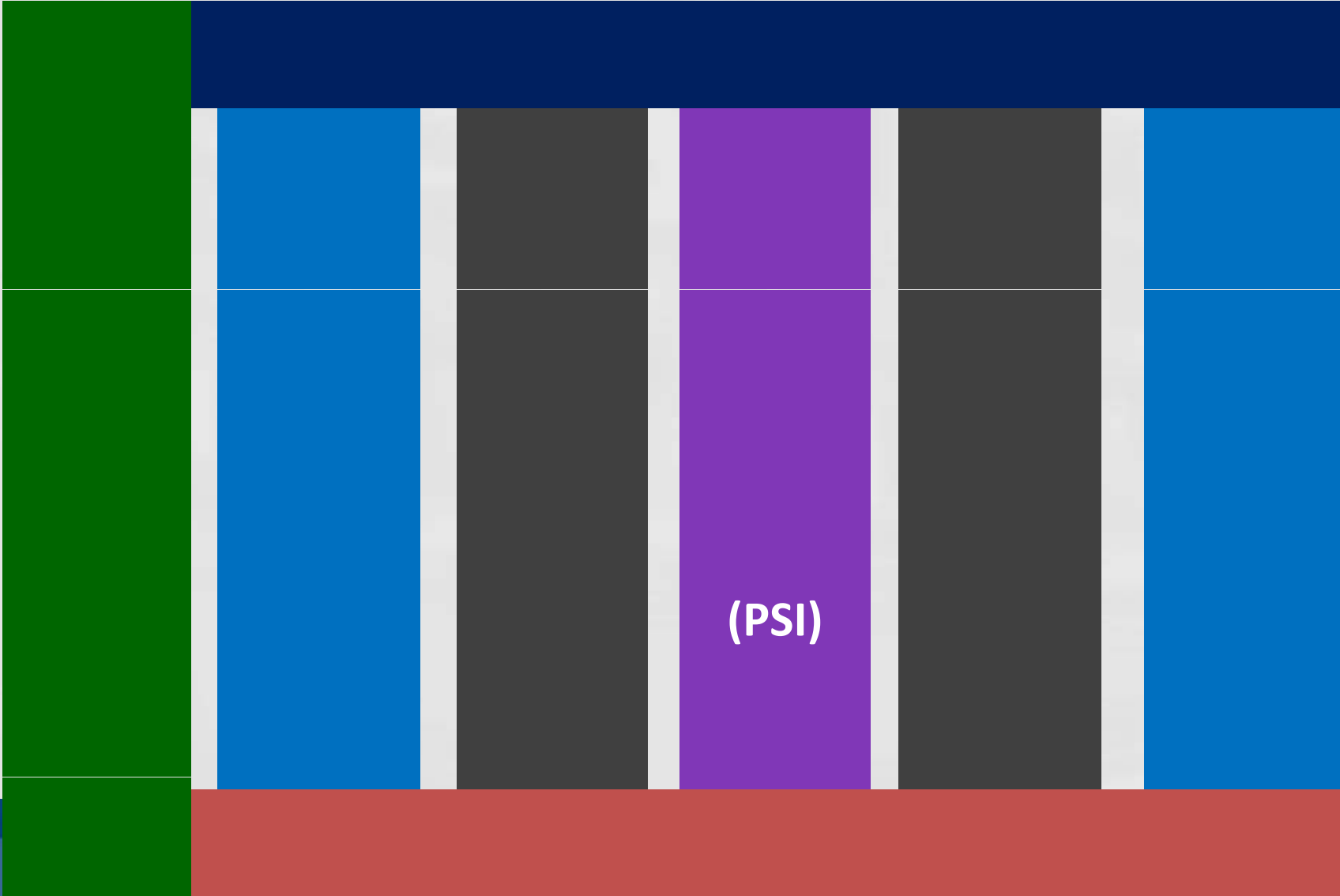
[Empty text box with a light blue grid pattern]



[Empty text box with a light blue grid pattern]









[Empty text box with a light gray grid background]



[Empty text box with a light gray grid background]





[Empty text box with a light gray grid background]





1998

re-use of public sector) 2003
(information





	2001	29	.1
	2002	58	.2
	:		
Public Sector)	2003	98	.3
	<u>(Information</u>		

2002 82

...

1975 121 :

:

...



2007

2006

2

...

:

1954

356

■

■

:

2011

.

■

■

■




.1

.2

.3

.4



re-use of public sector)

(information

)

(


:

.5

.6

.

.



⋮

[Empty rounded rectangular box with a light blue grid pattern]

•



[Empty rounded rectangular box with a light blue grid pattern]

•



[Empty white rounded rectangular box]

•



[Empty rounded rectangular box with a light blue grid pattern]

•



[Empty white rounded rectangular box]


•



[Empty white rounded rectangular box]

•





Share-PSI.eu Open Data Portals .1

<http://data.gov.uk/> - www.data.overheid.nl ■

www.dati.piemonte.it - <http://opendata.paris.fr>

<http://www.data.gouv.fr/>

XROAD Project .2

Data.gov Empowering People .3

The United Kingdom Report on the Re-use of Public Sector Information 2010 : unlocking PSI potential



An Official Web Site of the United States Government

Change Text Size

SHARE



Search Data.gov

HOME ABOUT DATA APPS COMMUNITIES METRICS OPEN GOVERNMENT

FEDERAL DATA CENTER CONSOLIDATION

UPDATED

List of Federal Data Centers shut down by end of 2013 as a result of the Federal Data Center Consolidation Initiative

- ### Latest Datasets
- Network Business Volume_FY2012_3rdQtr
 - 2010 Small Area Health Insurance...
 - National Beneficiary Survey (NBS) Round...
 - Federal Executive Agencies Domain List
 - Environmental Dataset Gateway (EDG)...
 - EPA Water Services - Total Waters...
 - EPA Water Services - Total Waters...
 - EPA Water Services - Upstream...
 - EPA Water Services - NWSQWRResultService
 - Environmental Dataset Gateway (EDG) CS...

DATA AND APPS



- 378,529 [raw](#) and [geospatial](#) datasets
- 1,264 government [apps](#)
- 236 citizen-developed [apps](#)
- 103 [mobile apps](#)
- 172 [agencies and subagencies](#)
- [Suggest a dataset or app!](#)
- 2011 [Next Generation Data.gov](#) is interactive, explorable, and socially

COMMUNITIES



Come explore, discuss, meet others in the same field, and develop the data and apps in the community that you care about. Join in the discussions by [going to communities](#), some of which are listed below, that interest you.

- | | |
|-----------|---------------|
| EDUCATION | ENERGY |
| HEALTH | MANUFACTURING |
| OCEAN | SAFETY |

OPEN GOVERNMENT



First open source code released for the [Open Government Platform](#) delivered by the governments of India and the U.S. [Find out more](#) and then [download the code](#).

The 2012 International Open Government Data Conference will be held July 10-12 at the World Bank in Washington DC. We hope to see you [there](#).

What's coming up on Data.gov? Check out [our blog](#).

LEARN



Are you a teacher, professor, or student? Young people across America are learning about Data.gov and we want you to be part of getting data into the classroom.

See what teachers are doing, share a lesson plan, showcase an app. Learn what's going on in [classrooms](#) today!

SEMANTIC WEB



As the Web of linked documents evolves to include the Web of linked data, we're working to maximize the potential of Semantic Web technologies to realize the promise of Linked Open Government Data. We and our collaborators at the [Tetherless World Consortium](#) at the [Carnegie Mellon University](#) are helping to lead the way in this exciting area!

DEVELOPERS CORNER



Are you interested in sharing your mashups, apps, and ideas? Do you want to learn how to create app and mashups with some of the data hosted here on Data.gov? Whether you are here to share, learn, collaborate, or innovate—you've come to the right place.

Look at these great government [mobile apps](#) and help us to develop more!

Data Formats & Interoperability

.1




.2

.3

.4

.5

.6



Search Engines

Arabic OCR

Natural Language Processing

Speech Recognition

Translation & Localization

Indexing & Data Mining

Arabic Content management Systems

Information Resources Management Systems

Wikipedia





-

-

-

-

-

-



-
-

-

-
-
-
-
-
-
-

.

.

.

.

.

.

-
-


•

•

•

)

.(









.1

.2

.3







:

■

■









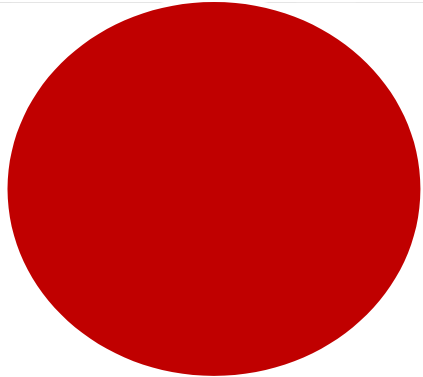


.

■

■

■

■





Europeana

.1

The Scottish Ten Project

.2

.3


Ben Kacyra: Ancient wonders captured in 3D

.4

.5



منهجية العمل لإعداد الخطة التنفيذية للمبادرة



.

.1

.2

.

.3

.

.4

.

.5

.

اسم الدولة:

السؤال

م

1 هل هناك استراتيجية قومية للمحتوى العربى الرقمى فى بلدكم الشقيق؟ وما هى اهم المبادرات او البرامج الخاصة بهذه الاستراتيجية. (الأهداف الرئيسية - اسم المبادرة / البرنامج - وصف المبادرة / البرنامج)

2 ما هي الجهود المبذولة في بلدكم الشقيق في مجال توثيق التراث..؟ وهل يوجد رصد منتظم لهذه الجهود؟

3 ما هي الجهود المبذولة في دولتكم الشقيقة في مجال توثيق وإتاحة المحتوى الحكومي..؟ وهل يوجد رصد منتظم لذلك؟

4 ما هي الجهود التي تقوم بها دولتكم الشقيقة لتحفيز صناعة المحتوى الرقمى العربى؟

5 ما هي في رأيكم أولويات العمل في المرحلة القادمة في مجال المحتوى الرقمى العربى..؟

6 ما هي المحاور الرئيسية التي ترونها ضرورية لخارطة طريق مبادرة المحتوى الرقمى العربى..؟

7 ما هي المحاور الرئيسية التي تودون قيادتها أو المشاركة فيها في إطار مبادرة المحتوى الرقمى العربى..؟ (وفقاً لمنهجية العمل المرفقة أو أية محاور إضافية مقترحة)



/	/	/	/
---	---	---	---

--	--	--	--

--	--	--	--

--	--	--	--

--	--	--	--



شكراً