

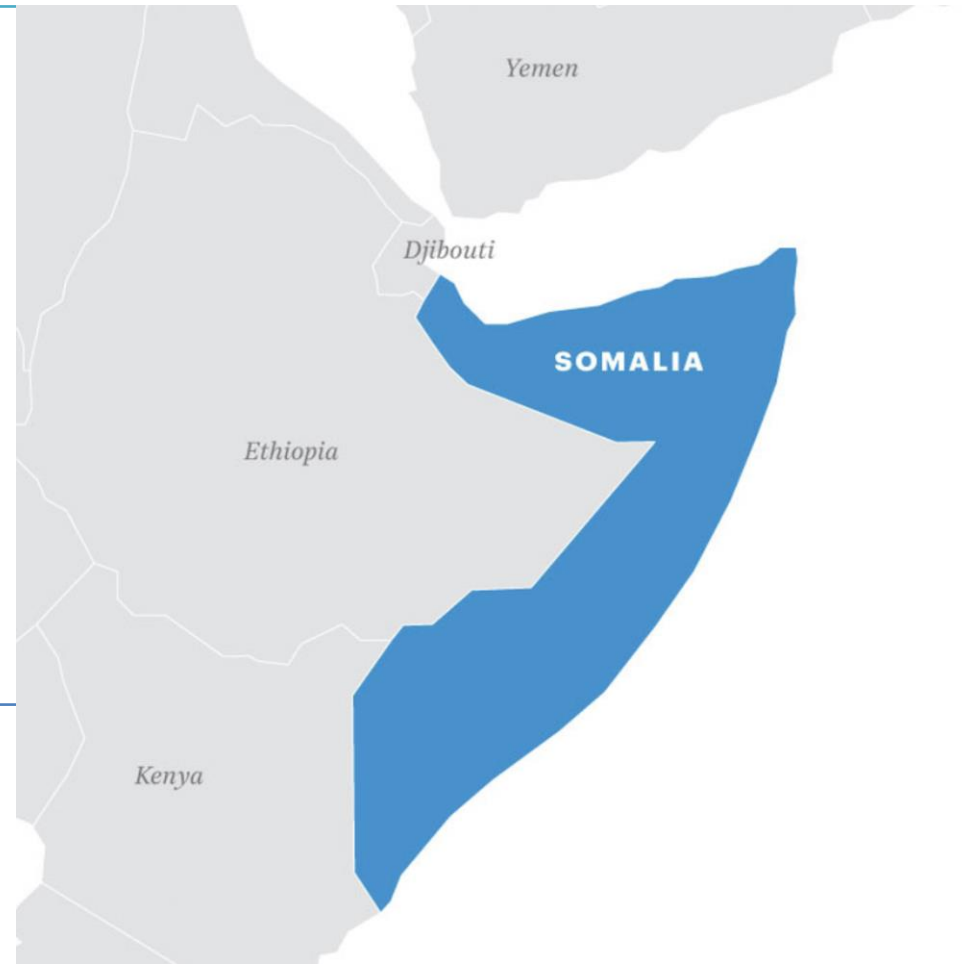


THE FEDERAL
REPUBLIC
OF SOMALIA

National Bureau of Statistics- Somalia

Data Availability Dashboard

2030 AGENDA FOR
SUSTAINABLE DEVELOPMENT



Arab Thematic Conference on Agile and
Resilient National Statistical Systems -
Amman, Jordan
13-15 June 2023

INTRODUCTION



Somalia is mainland
Africa's easternmost
country

Area

637,657km²

Coastline

3,330km

(the longest coastline in Africa)

CENTER OF EXCELLENCE. ← Vision

- The Somali National Bureau of Statistics, abbreviated as SNBS, is an Independent Government Body established under the Somalia Statistics Law number 24, (2020).
- The National Bureau of Statistics (SNBS) is keen on coordinating with government institutions, developing partners and other relevant agencies in an effort to share statistical information and development priorities at all levels in a more coherent and organized manners.
- The Bureau provides scientifically plausible data to guide policy makers to plan, draft and implement national development plans in a manner that responds to national development goals, through prudent application of limited resources and in tandem with national strategic plans.

Gaps Analysis-Data Availability



81/215

applicable indicators available
for Somalia

37.7%

overall indicator coverage

17/17

goals with data for
at least one indicator

- Analysing data availability and data gaps
- Linkages NDP-9, SDGs and Agenda 2063
- Data Scorecard (disaggregation)
- Mapping data ecosystem
- *Analyse/visualize implementation of the SDGs*

A grey square means that there is no data available for this indicator yet. A striped squared, colored or grey, shows a non-applicable indicator

DATA SOURCES

SNBS used both primary and secondary data to measure progress

- Since the establishment of the SNBS, Somalia has made much advancement in generating primary level data. Specifically, SNBS has produced:
 - The Somalia Health and Demographic Survey 2020 (SHDS) in partnership with UNFPA,
 - Labour Force Survey 2019 (LFS) in collaboration with International Labour Organization,
 - Somalia High Frequency Survey (SHFS) - wave one 2016 and wave two 2017 in partnership with the World Bank,
 - Population Estimation Survey 2014 and the Banadir Region Covid-19 Socio-Economic Impact Assessment Report among others.
 - These primary level surveys have informed and helped track the progress of the Sustainable Development Goals in the VNR report.
 - Further, SNBS is currently implementing the Somali Integrated Household Budget Survey (SIHBS) and has launched the Multiple Indicator Cluster Survey (MICS-6), planned for the end of 2022.
 - The Bureau is also conducting Population and Housing Census in 2024.
 - Business Establishment Survey 2023
 - Agriculture Census

TRACKING AND MONITORING THE ATTAINMENT OF SDGS

Somalia has developed an online data visualising Dashboard and an online Goal Tracker to monitor the performance of the SDGs

Both platforms strengthen coordination and data availability providing all national stakeholders with a transparent and interactive platform to track and check Somalia's progress towards the SDG Goals.

Specifically, the Dashboard presents and visualizes all available data within each goal by reporting against the targets and indicators

The Goal Tracker explores the data and has in it the function to download sources.



DASHBOARD: <https://somaliasdg.nbs.gov.so>

GOAL TRACKER: <https://goaltracker-mec0pr4ml-goal-tracker.vercel.app/platform/somalia>

POLICY AND ENABLING ENVIRONMENT

Somalia developed its Ninth National Development Plan 2020 - 2024 (NDP-9), which acts as the country's Interim Poverty Reduction Strategy Paper (IPRSP). The Government has aligned and mainstreamed the NDP-9 with the SDG's to provide a national framework for institutional renovation.

The NDP-9's aims to reduce poverty and inequality through four pillars:

- 1) inclusive and accountable politics;
- 2) security and rule of law;
- 3) economic growth; and
- 4) social development.


Eighty out of the 103 indicators from the NDP-9 are directly aligned with the SDG's.



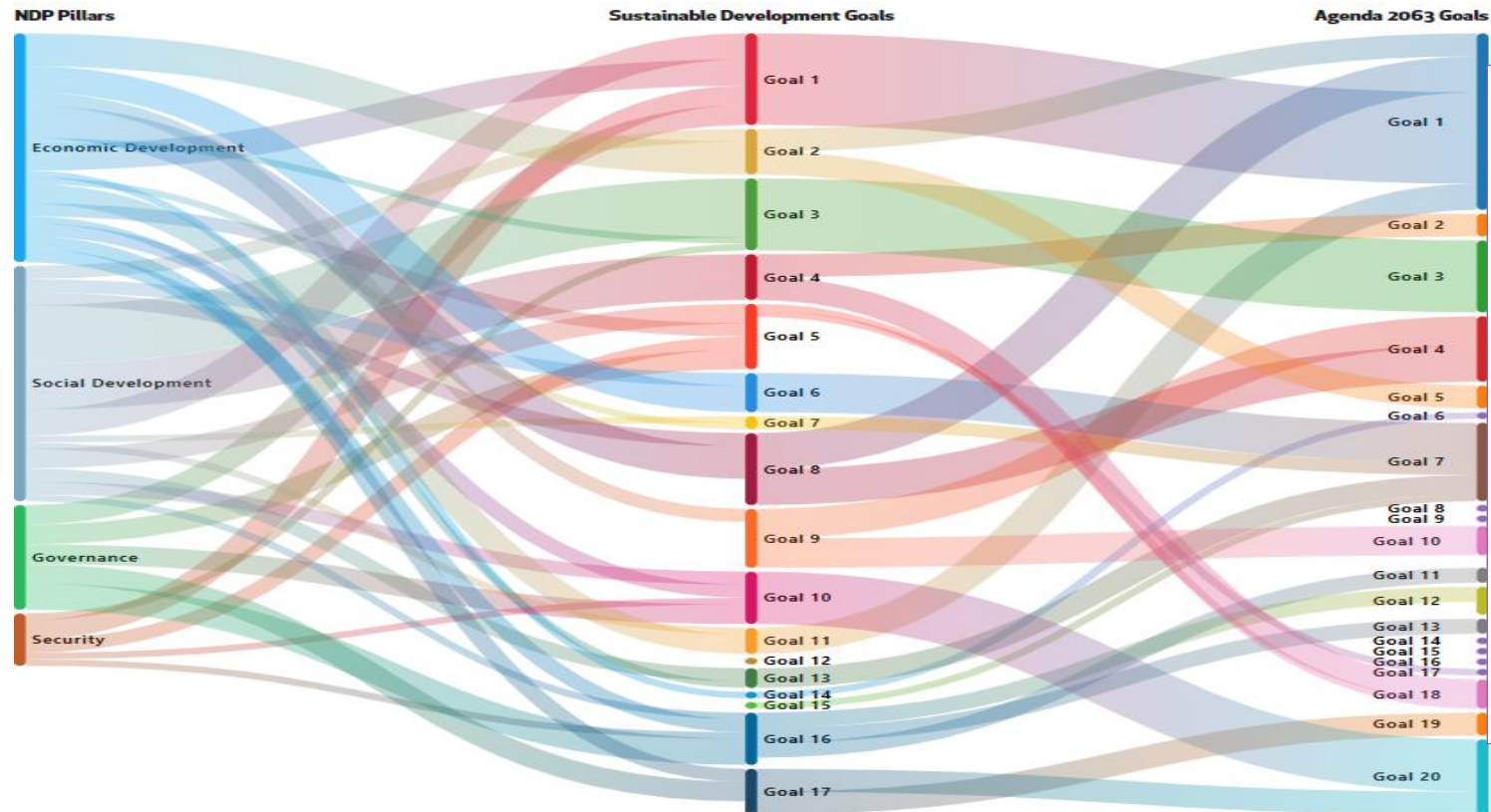
The Government has aligned and mainstreamed the NDP-9 with the SDG's to provide a national framework for institutional renovation

PROGRESS ON THE SUSTAINABLE DEVELOPMENT GOALS

<https://goaltracker.nbs.gov.so/platform/somalia>



Linkages NDP-9 SDGs and Agenda 2063



The left-most links represent how connected each pillar of the NDP is to the SDGs and the second set of links, from the middle to the end, represent how the SDGs and Agenda 2063 goals are connected.

SDGs Indicators generated from Surveys



Goal 3: Ensure healthy lives and promote well-being for all at all ages



3.1.1 Maternal mortality ratio (maternal deaths per 100,000 live births)

3.1.2 Proportion of births attended by skilled health personnel

3.7.1 Proportion of women of reproductive age (aged 15-49 years) who have their need for birth spacing satisfied with modern methods

3.7.2 Adolescent birth rates per 1,000 women

a. Women aged 15-19 years

3.a.1 Age-standardized prevalence of current tobacco use among persons aged 15 years and older

3.b.1 Proportion of the target population covered by all vaccines included in their national programme

Goal 4: Ensure inclusive and quality education for all and promote lifelong learning



4.3.1 Participation rate of youth and adults in formal and non-formal education and training in the last 12 months

- a. Net Attendance Ratio (primary)
- b. Net Attendance Ratio (secondary)

4.6.1 Percentage of population in a given age group achieving at least a fixed level of proficiency in functional (a) literacy and (b) numeracy skills

- a. Adult literacy

Goal 5: Achieve gender equality and empower all women and girls



5.2.1 Proportion of ever-married women and girls aged 15 years and older subjected to physical, sexual or psychological violence by a current or former husband in the previous 12 months

- a. Physical violence
- b. Psychological violence

5.3.1 Proportion of women aged 20-24 years who were married before age 15 and before age 18

- a. Before age 15
- b. Before age 18

5.3.2 Proportion of girls and women aged 15-49 years who have undergone female genital mutilation/cutting, by age

5.b.1 Proportion of individuals who own a mobile telephone

5.5.2 - Proportion of women in managerial positions (%)

Goal 6: Ensure access to water and sanitation for all

6 CLEAN WATER AND SANITATION



- 6.1.1** Percentage of population using safely managed drinking water services
- 6.2.1** Proportion of population using
 - a. safely managed sanitation services
 - b. a hand-washing facility with soap and water

Goal 7: Ensure access to affordable, reliable, sustainable and modern energy for all


7 AFFORDABLE AND CLEAN ENERGY



7.1.1 Proportion of population with access to electricity

7.1.2 Proportion of population with primary reliance on clean fuels and technology

Goal 8: Promote inclusive and sustainable economic growth, employment and decent work for all



8.3.1 - Proportion of informal employment in total employment by sex and sector (%)

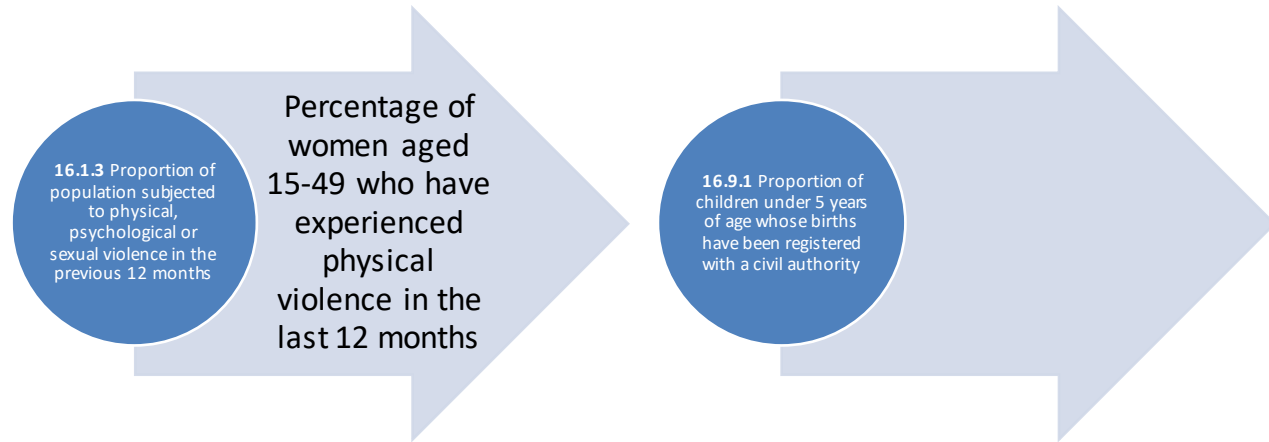
8.5.2 - Unemployment rate (%)

8.6.1 - Proportion of youth (aged 15-24 years) not in education, employment or training (%)

8.10.2 Proportion of adults (15 years and older) with an account at a bank or other financial institution or with a mobile-money-service provider

- a. Proportion of adults (15 years and older) with an account at a bank or other financial institution
- b. Proportion of adults (15 years and older) with a mobile-money account

Goal 16: Promote just, peaceful and inclusive societies



16.1.3 Proportion of population subjected to physical, psychological or sexual violence in the previous 12 months

Percentage of women aged 15-49 who have experienced physical violence in the last 12 months

16.9.1 Proportion of children under 5 years of age whose births have been registered with a civil authority

Goal 17: Revitalize the global partnership for sustainable development

17 PARTNERSHIPS
FOR THE GOALS



17.8.1 Proportion of individuals who used Internet in the last 12 months

CHALLENGES


Weak coordination for consolidating, measuring, and reporting on SDG national progress

- Insufficient monitoring and reporting of SDG implementation by relevant institutions affected the quality of submissions on progress which required more time and capacity to rectify which SNBS didn't have.
- Dearth of primary level data sources meant that data has mostly been collected from secondary sources. Thus, it has been difficult to verify the data and discern which data sources to include and which to ignore- no standardization.
- The lack of baseline data for some of the indicators made it difficult to track their progress.
- Budget and cost constraints have limited the participation of stakeholders compared to the needs and expectations.
- Lack of funding can also be attributed to the difficulties faced in data collection and sourcing.
- Insecurity for some of the districts of the country.
- Poor Statistical literacy of data users

PLANS TO FILL THE DATA GAPS



- Conduct Population and housing Census.
- Business establishment survey.
- Somali Integrated Household budget survey.
- Strengthen the CRVS system; With 12 of the 17 SDGs requiring CRVS data for measuring their indicators, investments in CRVS are an important step in achieving all SDGs.
- Strong coordination between the data producers.



THANK YOU!