



Integrated Monitoring Initiative for SDG 6

# Monitoring Progress of Agenda2030 and UN-Water Integrated Monitoring Initiative for SDG 6

Workshop on Supporting the monitoring and implementation of the  
SDGs in the Arab region:  
Transboundary water cooperation SDG 6 Indicator 6.5.2  
Beirut, 5 March 2020

# Development of global SDG indicators



- UN General Assembly adopted the **17 goals and 169 targets** in September 2015
- United Nations Statistical Commission (UNSC) established **Interagency and Expert Group on SDG Indicators (IAEG-SDG)** in March 2015
- - **Country led process**, 28 countries are members (represented by national statistical offices), all other countries and international organizations are observers
  - **Develop a list of indicators for SDG monitoring at the global level**
  - Provide support for the implementation of the indicator framework until 2030, review capacity building, report on progress towards SDGs



# Global indicator framework

## Membership IAEG-SDGs



### Chair of UN Statistical Commission:\*

- Kenya

### Eastern Africa:

- Ethiopia
- Tanzania

### Middle and Southern Africa:

- Botswana
- Cameroon

### Western Africa:

- Ghana
- Niger

### Northern Africa:

- Algeria
- Egypt

### Western Asia:

- Bahrain

### Central, Eastern, Southern, and South-Eastern Asia:

- China
- India
- Tajikistan
- The Philippines

### Oceania:

- Fiji
- Samoa

### The Caribbean:

- Grenada
- Trinidad and Tobago

### Central and South America:

- Brazil
- Colombia
- Mexico

### Eastern Europe:

- Belarus
- Russian Federation

### North America and Northern, Southern and Western Europe:

- Canada
- France
- Germany
- The Netherlands
- Sweden

\* The Chair of the United Nations Statistical Commission is a member of the IAEG-SDGs ex-officio.

# Global indicator framework purpose



*“The Goals and targets will be **followed up and reviewed using a set of global indicators**. These will be **complemented by indicators at the regional and national levels ...**”*

- Global indicators
  - Track global progress towards SDGs
  - Communicate needs and ensure accountability
  - Disaggregated data for policy- and decision-making
- Indicators must:
  - **directly respond to** the SDGs and **targets** and their level of ambition;
  - must **not undermine or reinterpret** the targets;
  - must **cover all targets**, including targets on means of implementation and **give equal weight** to all targets;
  - must maintain the balance achieved, and should **not introduce any new or contentious issues**;
  - be **action oriented**, global in nature and **universally applicable**;
  - **take into account different national realities**, capacities and levels of development and **respect national policies and priorities**
  - the **number** of global indicators **should be limited** and should include multi-purpose indicators that address several targets at the same time



# Global indicator framework process

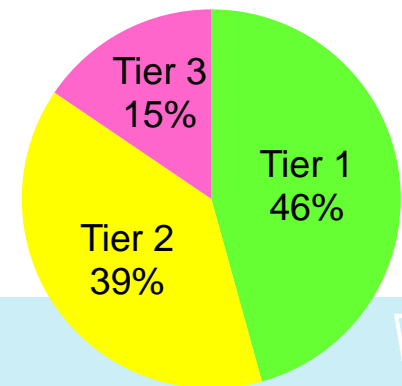


- **Global list of 232 indicators** - for global review and follow-up
- Developed and maintained by IAEG-SDGs (28 countries)
- UN General Assembly approved on 6 July 2017

<https://unstats.un.org/sdgs/indicators/indicators-list/>

Tier system to assess availability of the indicators

- Tier 1 – internationally agreed methods and data widely available 108 (46%)
  - Tier 2 – agreed methods exist but data are not widely available 90 (39%)
  - Tier 3 – no agreed methods, no data 36 (15%)
- Custodian agencies for each indicator (about 50 agencies)
  - All indicators available in global SDG database



# Global indicator framework

## Roles and responsibilities



- Countries
  - Collect and make available data and metadata for the purpose of global reporting
- Custodian agencies
  - Compile and verify country data and metadata, support countries in their monitoring efforts, develop methodologies
- United Nations Statistics Division
  - Publish data and metadata to inform HLPF
- UN-Water Integrated Monitoring Initiative for SDG 6
  - Gather custodian agencies for SDG 6 indicators, to ensure coherent and integrated efforts


### National databases and reports



### Thematic databases and indicator reports



### Global SDG Indicator Portal and Annual SDG Progress Report



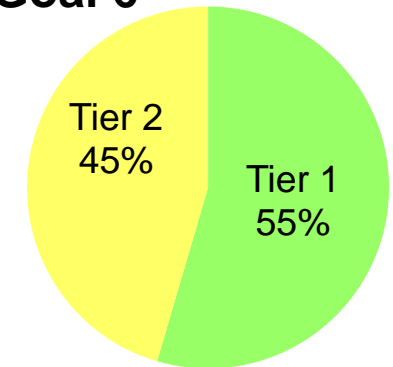
### SDG 6 data portal and SDG 6 Synthesis Report

# Goal 6 'Water' - indicators



- **8 Targets** on water and sanitation
- **11 indicators** – of which
  - Tier 1 – 6 indicators
  - Tier 2 – 5 indicators
  - Tier 3 – none
- **Indicator 6.5.2**
  - first classified Tier III
  - Tier II indicator: reviewed at 5<sup>th</sup> IAEG-SDG meeting in Mar. 2017 (data availability)
  - **Tier I** indicator: reviewed at 8<sup>th</sup> IAEG-SDG meeting in Nov. 2018

Goal 6



# Key objectives of the Integrated Monitoring Initiative for SDG6

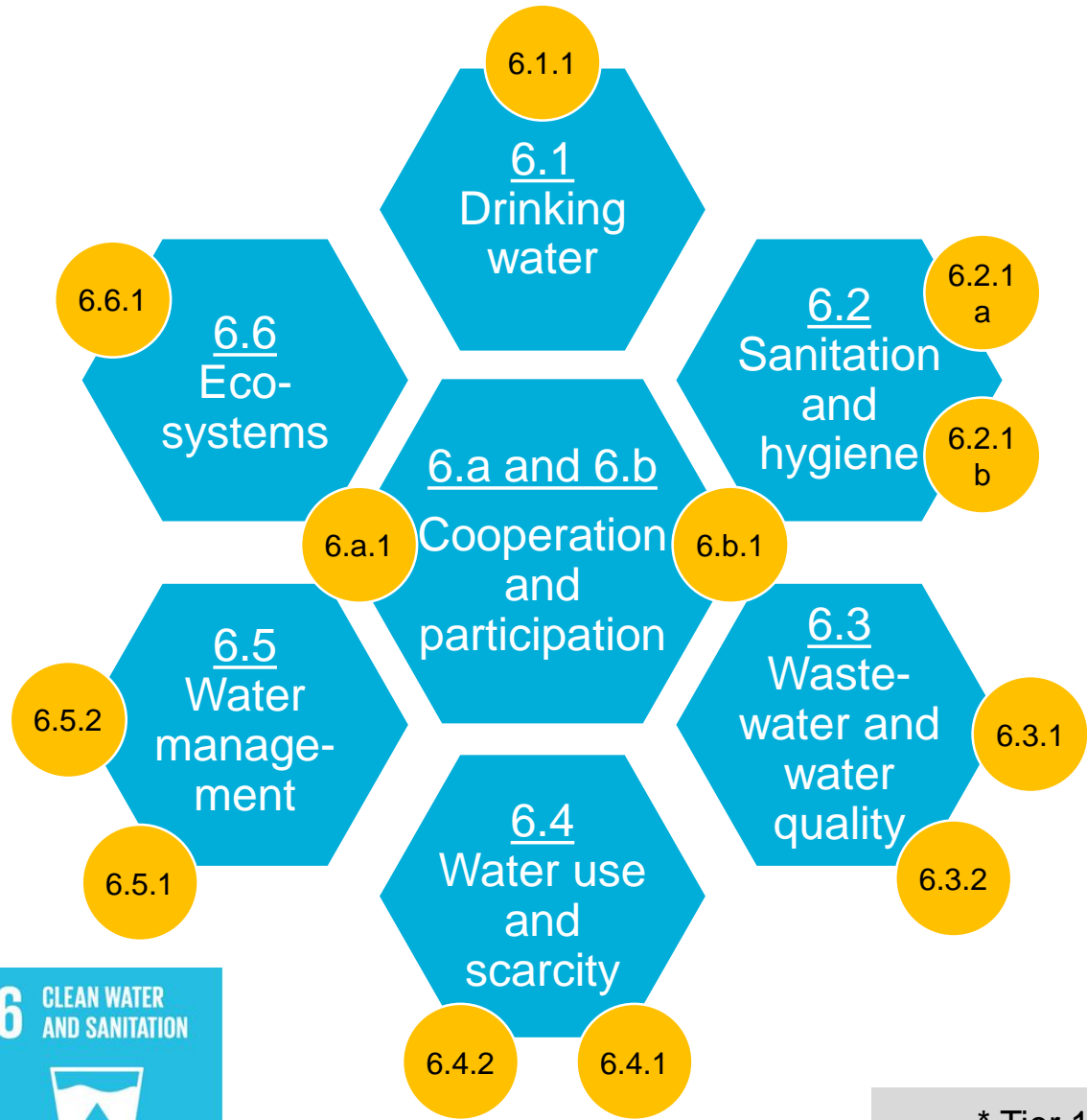


1. Develop methodologies and tools to monitor SDG 6 global indicators;
2. Raise awareness at the national and global levels of SDG 6 monitoring;
3. Enhance technical and institutional capacity for monitoring; and
4. Compile country data and to report on global progress towards SDG 6





# SDG 6 global indicators

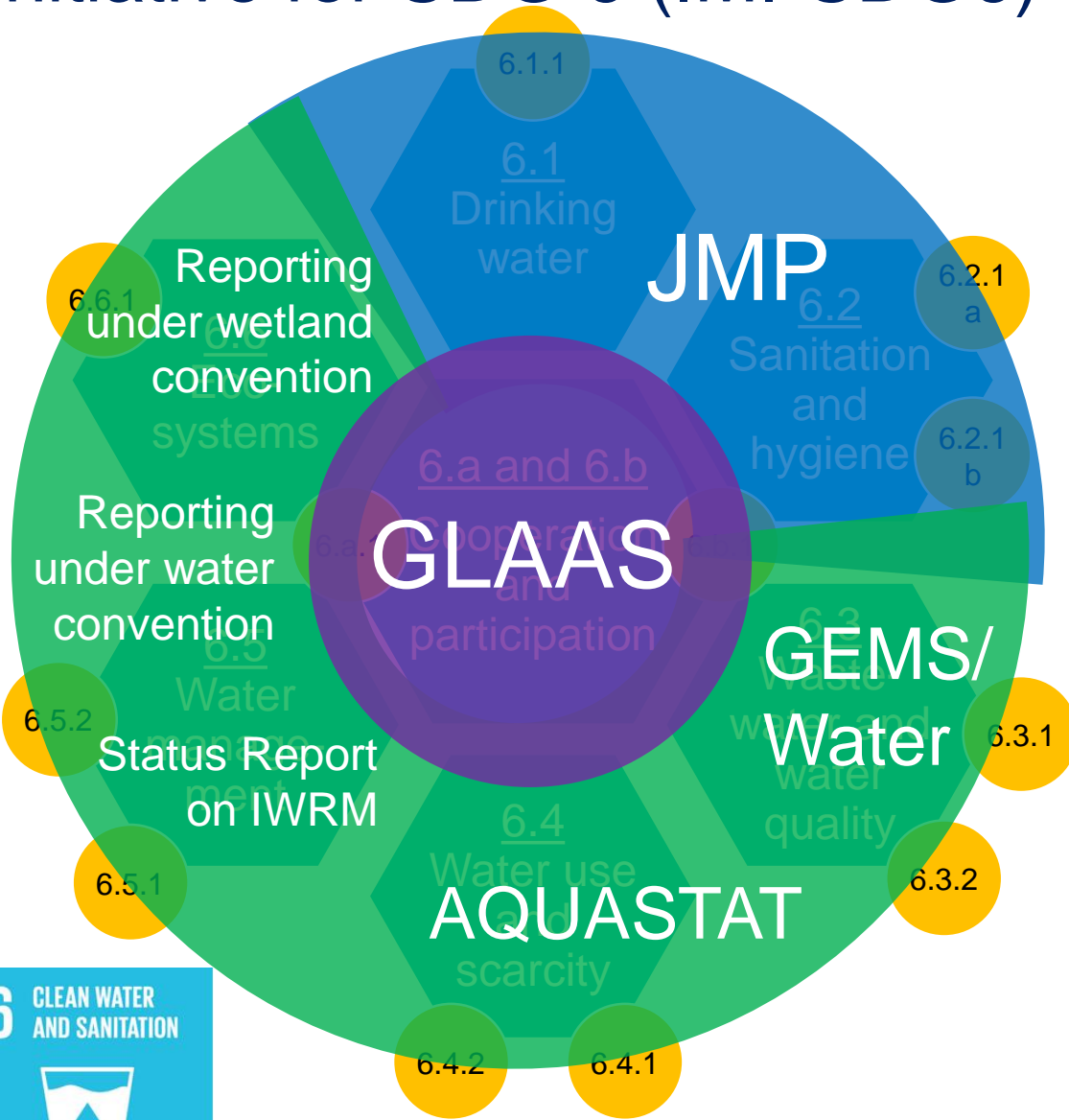


6.1.1	Safely managed drinking water services (WHO, UNICEF)**
6.2.1	Safely managed sanitation services and hygiene (WHO, UNICEF)**
6.3.1	Wastewater safely treated (WHO, UN-Habitat, UNSD)**
6.3.2	Good ambient water quality (UNEP)**
6.4.1	Water use efficiency (FAO)*
6.4.2	Level of water stress (FAO)*
6.5.1	Integrated water resources management (UNEP)*
6.5.2	Transboundary basin area with water cooperation (UNECE, UNESCO)*
6.6.1	Water-related ecosystems (UNEP, Ramsar)*
6.a.1	Water- and sanitation-related official development assistance (WHO, OECD)*
6.b.1	Participation of local communities in water and sanitation management (WHO, OECD)*

\* Tier 1  
\*\* Tier 2



# UN-Water Integrated Monitoring Initiative for SDG 6 (IMI-SDG6)



6.1.1	Safely managed drinking water services (WHO, UNICEF)
6.2.1	Safely managed sanitation services and hygiene (WHO, UNICEF)
6.3.1	Wastewater safely treated (WHO, UN-Habitat, UNSD)
6.3.2	Good ambient water quality (UNEP)
6.4.1	Water use efficiency (FAO)
6.4.2	Level of water stress (FAO)
6.5.1	Integrated water resources management (UNEP)
6.5.2	Transboundary basin area with water cooperation (UNECE, UNESCO)
6.6.1	Water-related ecosystems (UNEP, Ramsar)
6.a.1	Water- and sanitation-related official development assistance (WHO, OECD)
6.b.1	Participation of local communities in water and sanitation management (WHO, OECD)



# Purpose and approach 2015-2030



**Goal:** Acceleration of the achievement of SDG 6 on water and sanitation through evidence based policies, regulations, planning and investments

**Purpose:** By 2030, increased availability and holistic analysis of high quality data contributes to better informed water and sanitation policy, regulation, planning and investment at all levels

## Phases:

1. Global baseline  
2015-2018

2. Build national ownership  
2019-2022





3. Integrate and mainstream  
2023-2026

4. Consolidate and sustain  
2027-2030

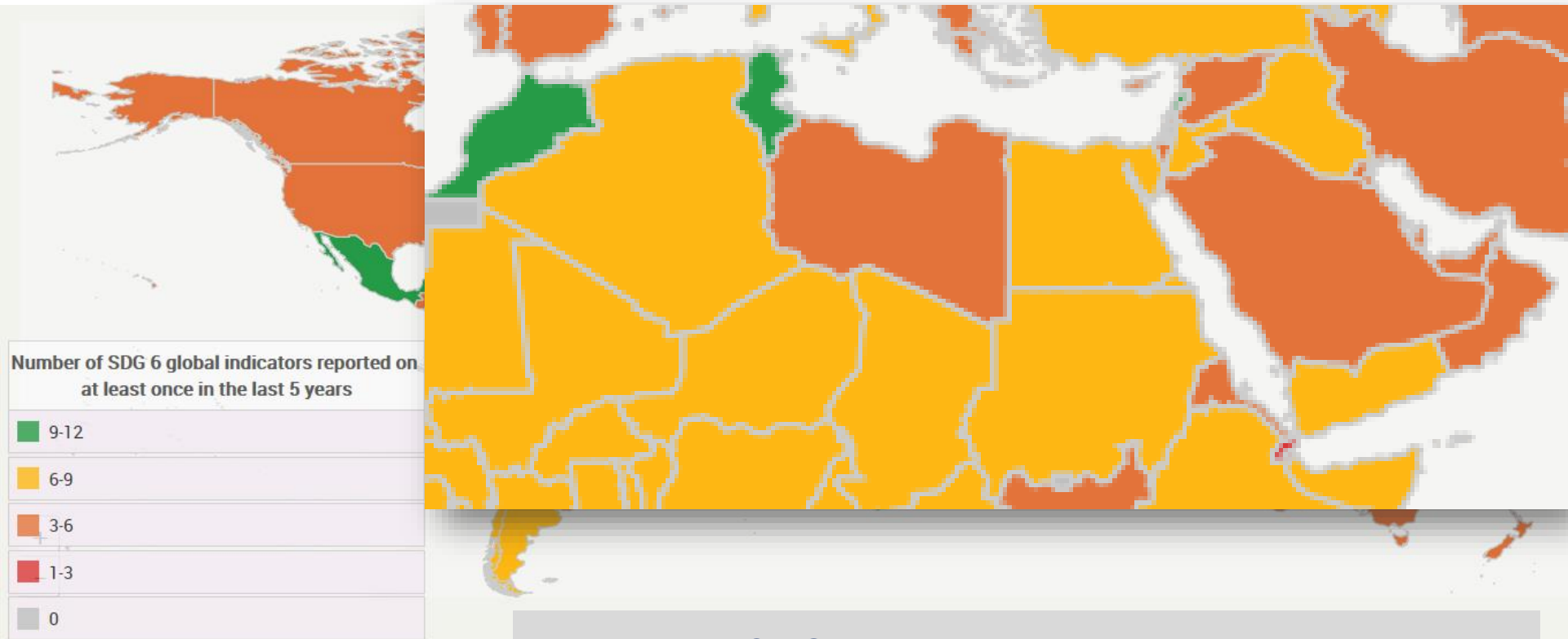


# Phase 1 2015-18 results

- **Methodologies** developed, tested, and revised
- All SDG 6 global indicators **Tier I or Tier II**
- Development of a range of **tools and capacity building mechanisms**
- Built **awareness** in at least 95 countries on SDG 6 monitoring, initiated process of identifying overall and indicator technical focal points
- Promoted **institutional processes for integrated monitoring** at the national level in 30 countries
- **Indicator reports** published for the seven indicators under targets 6.3-6.6
- **SDG 6 Synthesis Report 2018** developed, input to HLPF
- **SDG 6 Data Portal**



# Data submissions, by country



Number of SDG 6 global indicators reported on at least once during the last five years (2013-2018)  
Source: SDG 6 Data Portal

# Phase 2 (2019-2022)



2019

Methodology refinement  
and capacity building

2020

Global data drive and  
capacity building

2021

Validation, analysis and  
progress reporting

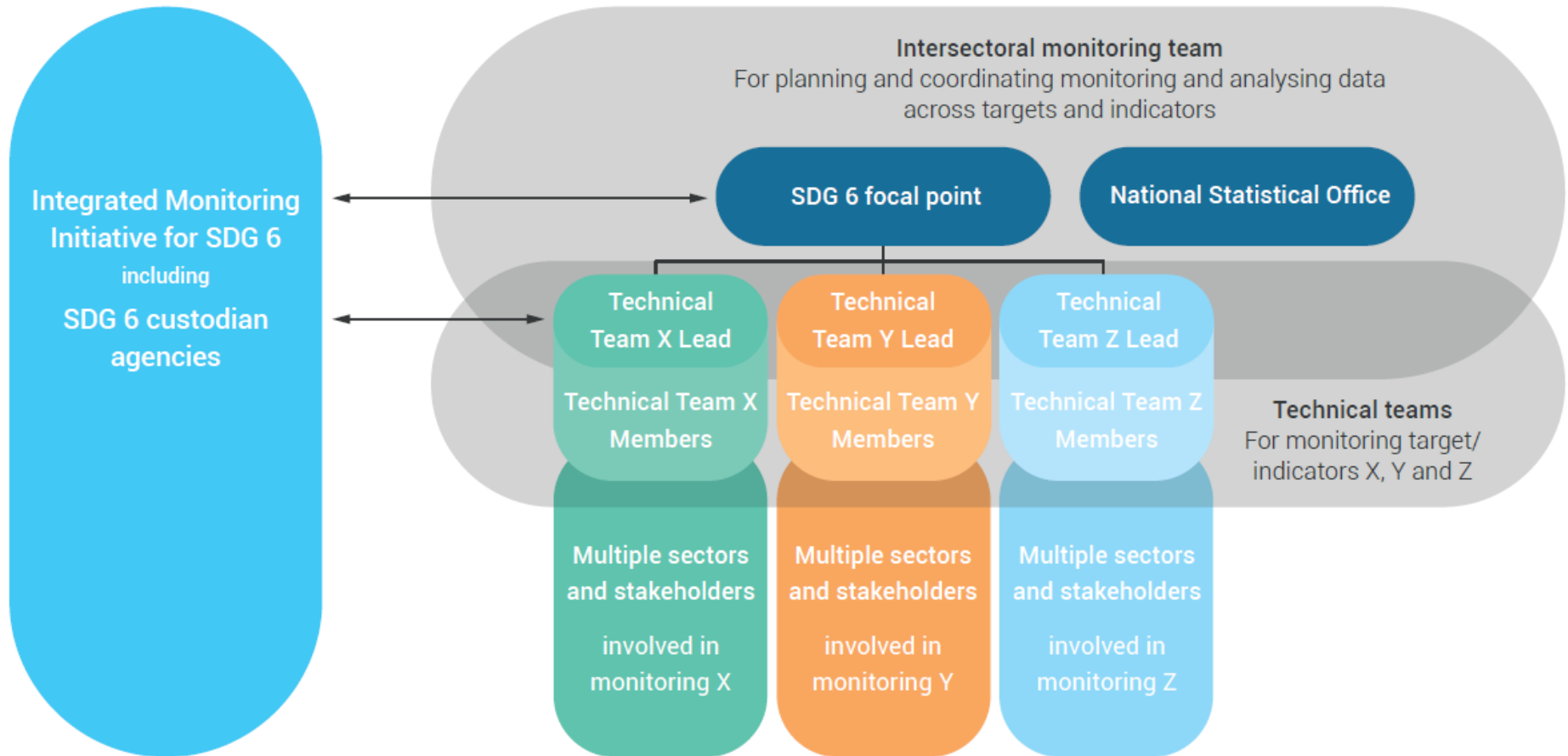
2022

Input to high-level processes

## Key external events

- Data requests from UNSD
  - Every year
- High-level Political Forum (HLPF)
  - Every year
  - Next in-depth review of SDG 6?
- One-day high-level meeting of the President of the General Assembly
  - New York in 2021
- Preparatory process Midterm Comprehensive Review of International Decade for Action (2018-2028)
  - Regional and global meetings, 2022
- United Nations Conference on the Midterm Comprehensive Review of International Decade for Action
  - New York, World Water Day 2023

# Outreach model





- Send data requests to countries
- Provide support and capacity development to countries
- Receive data from countries
- Ongoing verification/validation of data together with countries
- Prepare for publication of data, including data submission UNSD, progress reporting, indicator-specific and SDG 6 data portal updates

January 2020

December 2020

Data requests to  
countriesSupport to  
countriesReceive  
country dataData  
validationPrepare for  
reporting



# Data compilation process and timeline, by indicator (18 February 2020 version)



Indicator	Compilation process	Timeline
6.1.1 6.2.1 6.3.1 (domestic)	Compilation/extraction of data from official open sources and national statistical offices. Validation of data through country consultations with responsible line ministry/institution/authority, supported by UNICEF and WHO regional and country offices.	Continuous data compilation/extraction Country consultations in 1 <sup>st</sup> quarter 2020 (data on institutions) and 4 <sup>th</sup> quarter 2020 (data on households)
6.3.1 (non-domestic)	Compilation/extraction of data from official open sources (UNSD/OECD). Regional and country consultations for data validation.	Continuous data compilation/extraction Continuous country consultations
6.3.2	Request for data sent to country focal points (line ministry/institution/authority). Data to be submitted through an online questionnaire.	Data request to countries in March 2020 Countries to submit data by July 2020
6.4.1 6.4.2	Annual request for data/validation sent to country focal points (line ministry/institution/authority), with FAO country office in copy. Data to be submitted through an offline questionnaire (same as for AQUASTAT) or already submitted data to be validated.	Data request to countries in May 2020 Countries to submit data by end July 2020
6.5.1	Requests for 2 <sup>nd</sup> round of data collection to be sent to country focal points (line ministry/institution/authority) early 2020. Data to be submitted through a survey instrument.	Data request to countries in January 2020 Countries to submit data by end May 2020
6.5.2	Request for data to be sent to ministries responsible for transboundary waters (line ministry/institution/authority). Data to be submitted through an offline questionnaire to UNECE and UNESCO by 30 June 2020.	Data request to countries in January 2020 Countries to submit data by end June 2020
6.6.1	Data derived from satellite-based earth observations will be sent to country focal points for validation. Request for in-situ data will be sent to country focal points.	Data validation and request sent to countries March 2020 Countries to validate and submit data by July 2020
6.a.1 6.b.1	Annual request for data on ODA sent to donors and donor countries (OECD DAC). Biannual request for other data sent to country focal points (line ministry/institution/ authority) through WHO regional and country offices. Data to be submitted through an offline questionnaire (same as for CL AAS)	Data compilation in 2021

# Available support to countries



## Guidance on data collection and reporting

- Monitoring methodologies
- Good practices for country monitoring systems
- Data collection process and timeline

## Face-to-face support

- Country visits/technical consultations in selected countries
- Regional/sub-regional workshops
- International meetings

## Data and progress reporting

- SDG 6 Data Portal
- Indicator-specific data portals
- Earlier indicator progress and synthesis reporting

## Online support

- Helpdesk (email, phone, video conference)
- Database with country overall and technical focal points (available for country focal points)
- Webinars
- E-learning courses and tutorials
- Newsletters with regular updates about activities
- Collection of country experience on SDG 6 monitoring and reporting

All information available at  
[www.sdg6monitoring.org](http://www.sdg6monitoring.org)

# UN-WATER INTEGRATED MONITORING INITIATIVE FOR SDG 6 (IMI-SDG6)



Learn more about all SDG 6 global indicators

<https://www.sdg6monitoring.org/>

- Discover the methodologies
- See the timeline for country reporting
- Get support from IMI-SDG6 and learn from other countries

<https://www.sdg6data.org/>

- Track progress on water and sanitation – globally, regionally and nationally
- View, analyse and download data through maps, charts and tables
- Discover how SDG 6 links to other SDGs



# Integrated Monitoring Initiative for SDG 6

# Thank you

[www.sdg6monitoring.org](http://www.sdg6monitoring.org)  
[www.sdg6data.org](http://www.sdg6data.org)

